

Theoretical challenges in atom optics: Atomic and molecular diffraction by transmission gratings*

Gerhard C. Hegerfeldt and Thorsten Köhler
Institut für Theoretische Physik, Bunsenstrasse 9,
D-37073 Göttingen, Germany

Abstract

A few years ago, diffraction of atoms by double slits and gratings was achieved for the first time, and standard optical wave-theory provided an excellent description of the experiments. More recently, diffraction of weakly bound molecules and even clusters has been observed. Due to their size and to possible breakup processes optical wave-theory is no longer adequate and a more sophisticated approach is needed. Moreover, surface effects, which can modify the diffraction pattern of atoms and molecules, give rise to further complications. In this article a fully quantum mechanical approach to these questions is discussed.

1 Introduction

New and interesting theoretical challenges are presently arising in atom and molecular optics, as we want to show here. The rapidly growing field of atom optics exploits wave-theoretical aspects of quantum-mechanical particles and their interference effects. For electrons and neutrons this has a long history, but for atoms it is more recent. Advances in nanotechnology have made it possible to manufacture structures such as double slits and gratings with slit widths as small as 50 nm. Typical optics experiments have been carried over to atoms. For example, atomic beams have been sent through a double slit and diffraction patterns were observed [1]. Similar experiments have been performed with transmission gratings and large numbers of diffraction peaks were observed with high resolution [2, 3].

*Invited plenary lecture at the International Symposium *New Insights in Quantum Mechanics*, Goslar, September 1998. Proceedings edited by H.-D. Doebner, S.T. Ali, M. Keyl and R.F. Werner, World Scientific 1999.

In such experiments the incoming atoms usually can be described by plane waves which are associated with quantum-mechanical point particles. Classical optics with its standard wave-theoretical methods and approximations, in particular those of Huygens and Kirchhoff, has been successfully applied to atom optics and has yielded good agreement with experiments.

Interesting problems with this simple picture have, however, appeared quite recently. One complication arises in the diffraction of molecules, in particular of weakly bound systems. When a diffracted system is observed at a nonzero angle from the incident direction, then the system has received a momentum transfer from the grating. For a weakly bound system this may induce breakup processes and result in a change of the diffraction pattern. Moreover, weakly bound systems are large compared to atoms, and treatment as point particles may no longer be adequate. In addition, low-lying molecular rotational or vibrational states may be excited by the passage through the grating, and this may also change the diffraction pattern. As a further complication, surface potentials resulting from van der Waals forces have been seen to change diffraction patterns [4].

Experimentally, molecular diffraction has been observed for He_2 in Ref. [3] and for Na_2 in Ref. [5]. The molecule Na_2 is tightly bound and very small compared to present-day slit widths, and the results seem to be describable by classical wave-optics. The recently discovered helium dimer He_2 [3, 6], however, is extremely weakly bound ($-0.11 \mu\text{eV}$) and quite large, with an estimated diameter of about 6 nm [7]. For a slit width of 50 nm this considerable size of the molecule has some effect on the diffraction pattern, and this effect will increase for future smaller slit widths.

We have performed a theoretical analysis of diffraction of weakly bound diatomic systems by a transmission grating [8]. The main point which we wish to stress in this article is that *diffraction* by a transmission grating really means *scattering* by the grating bars. Therefore, since breakup processes and finite-size effects are to be included, the proper approach is to consider quantum mechanical scattering of composite systems by an external potential, W say. For the beam velocities used in experiments the electronic degrees of the two atoms can be neglected, and thus one deals with a system of two particles, bound by a potential, denoted by V . Due to the presence of the external potential W resulting from the grating bars ("walls") the problem is quite different from one-particle scattering and rather resembles, at least mathematically, the three-body problem where, loosely speaking, the external potential plays the role of a third body.

Not surprisingly one can therefore adapt methods of few-body theory to the present problem, in particular the Alt-Grassberger-Sandhas (AGS) equations [9] which are related to the Faddeev equations. In Section 2 we briefly outline how one can adapt this to the problem at hand, and we obtain AGS equations for the scattering amplitude of a bound two-particle system by an external potential. These equations decouple here and can be iterated in a straightforward way. In Section 3 we indicate how the lowest order can be specialized to diffrac-

tion scattering by a transmission grating with a short-range strongly repulsive ("reflective") bar potential. Our results are illustrated for He₂. At the end we will discuss the role of weakly attractive surface potentials and how they can be incorporated.

2 Scattering of a composite two-particle system by an external potential

In this section the quantum mechanical scattering problem of a bound two-particle system (molecule) by a quite general obstacle will be considered. The latter is described by an external potential of the form

$$W(\mathbf{x}_1, \mathbf{x}_2) = W_1(\mathbf{x}_1) + W_2(\mathbf{x}_2) \quad (1)$$

where $\mathbf{x}_{1,2}$ is the position of the respective atomic constituent and $W_{1,2}$ the respective single-atom potential. The binding potential is denoted by $V(\mathbf{x}_1 - \mathbf{x}_2)$, with negative binding energies E_γ and two-particle bound states $\phi_\gamma(\mathbf{x}_1 - \mathbf{x}_2)$, where the potentials V , W_1 and W_2 are assumed to be of short range. Among all possible scattering channels in the following only those will be considered in which the molecule is elastically scattered or changes its internal bound state. The plane-wave scattering matrix element for an incoming molecule with momentum \mathbf{P}' and internal state $\phi_{\gamma'}$ and an outgoing molecule with momentum \mathbf{P} and internal state ϕ_γ reads [10]

$$\begin{aligned} \langle \mathbf{P}, \phi_\gamma | S | \mathbf{P}', \phi_{\gamma'} \rangle &= \delta_{\gamma\gamma'} \delta^{(3)}(\mathbf{P} - \mathbf{P}') \\ &\quad - 2\pi i \delta \left(\frac{|\mathbf{P}|^2}{2M} + E_\gamma - \frac{|\mathbf{P}'|^2}{2M} - E_{\gamma'} \right) t(\mathbf{P}, \phi_\gamma; \mathbf{P}', \phi_{\gamma'}) \end{aligned} \quad (2)$$

where M is the molecular mass. The transition amplitudes $t(\mathbf{P}, \phi_\gamma; \mathbf{P}', \phi_{\gamma'})$ determine the molecular diffraction pattern and can be calculated by adapting the AGS [9] approach as follows. Introducing the Green's operators

$$\begin{aligned} G_0(z) &\equiv (z - H_0)^{-1}, \\ G(z) &\equiv (z - H_0 - V - W)^{-1}, \\ G_V(z) &\equiv (z - H_0 - V)^{-1}, \\ G_W(z) &\equiv (z - H_0 - W)^{-1}, \end{aligned} \quad (3)$$

where H_0 denotes the sixdimensional free Hamiltonian (kinetic energy) of two particles, the operators $U_{VV}(z)$ and $U_{WV}(z)$ are defined by the relations

$$G(z) \equiv G_V(z) + G_V(z) U_{VV}(z) G_V(z), \quad (4)$$

$$G(z) \equiv G_W(z) U_{WV}(z) G_V(z). \quad (5)$$

As in Ref. [9] it can be shown that U_{VV} is directly related to the scattering matrix Eq. (2) through

$$t(\mathbf{P}, \phi_\gamma; \mathbf{P}', \phi_{\gamma'}) = \langle \mathbf{P}, \phi_\gamma | U_{VV} (|\mathbf{P}|^2/2M + E_\gamma + i0) | \mathbf{P}', \phi_{\gamma'} \rangle. \quad (6)$$

The resolvent equation $G(z) = G_V(z) + G_V(z)WG(z)$, applied to the left hand side of Eq. (4), gives

$$G_V(z) + G_V(z)WG(z) = G_V(z) + G_V(z)U_{VV}(z)G_V(z), \quad (7)$$

and Eq. (5) inserted into the left-hand side of Eq. (7) gives

$$U_{VV}(z) = WG_W(z)U_{WV}(z). \quad (8)$$

We introduce the T matrix $T_W(z) \equiv W + WG_W(z)W$, which satisfies

$$T_W(z)G_0(z) = WG_W(z) (G_W^{-1}(z) + W) G_0(z) = WG_W(z). \quad (9)$$

Eq. (8) can then be written as

$$U_{VV}(z) = T_W(z)G_0(z)U_{WV}(z). \quad (10)$$

In a similar way a second AGS-like equation is obtained as

$$U_{WV}(z) = G_0^{-1}(z) + T_V(z)G_0(z)U_{VV}(z), \quad (11)$$

where $T_V \equiv V + VG_VV$, in analogy to T_W . Once iterated Eqs. (10) and (11) decouple and give

$$U_{VV}(z) = T_W(z) + T_W(z)G_0(z)T_V(z)G_0(z)U_{VV}(z). \quad (12)$$

Although Eq. (12) explicitly determines only the transition operator for elastic and excitation processes, $U_{VV}(z)$, all channels are implicitly included. Similar to Eq. (6) it can further be shown that

$$U_{0V}(z) = G_0^{-1}(z) + (1 + T_V(z)G_0(z))U_{VV}(z) \quad (13)$$

is the transition operator for a molecular break-up into two asymptotically free particles.

Eq. (12) is exact and contains both breakup and finite-size effects. It lends itself to iteration, and to lowest order in T_V one has

$$U_{VV} \cong T_W. \quad (14)$$

By Eq. (6) this gives

$$t(\mathbf{P}, \phi_\gamma; \mathbf{P}', \phi_{\gamma'}) \cong \langle \mathbf{P}, \phi_\gamma | T_W(E + i0) | \mathbf{P}', \phi_{\gamma'} \rangle \quad (15)$$

with $E = |\mathbf{P}|^2/2M + E_\gamma$. Although T_W is the transition operator for scattering of two asymptotically free particles by the external potential W it is not on the energy shell in Eq. (15). The interaction V is taken into account in Eq. (15) through the wave-functions ϕ_γ and $\phi_{\gamma'}$.

3 Application to diffraction gratings

Although the potential $W = W_1 + W_2$ is additive in the two particles and looks very simple, Eq. (15) is not straightforward to evaluate since the Green's operator G_W is not easily expressed by one-particle Green's operators. In the diffraction domain the de Broglie wavelength is small compared to the extension of the obstacle and the potential. To evaluate Eq. (15) for small scattering angles one obtains an integral expansion of Eq. (15) by inserting two complete sets of two-particle plane waves, $|\mathbf{p}_1, \mathbf{p}_2\rangle$ and $|\mathbf{p}'_1, \mathbf{p}'_2\rangle$, on the right-hand-side. The kinetic energies of these states are not equal to E (i.e. T_W is not on the energy shell). However, the momentum space wave-functions $\phi_\gamma(\mathbf{p})$ and $\phi_{\gamma'}(\mathbf{p})$ are centered at relative momenta \mathbf{p} which are small compared to $P \equiv |\mathbf{P}|$, and this fact can be used to show that in $T_W(E+i0)$ one can replace E by $\mathbf{p}_1^2/2m + \mathbf{p}_2^2/2m$, where, for simplicity, the atomic constituents are assumed to have the same mass, $m = M/2$. The Lippmann-Schwinger equation for the potential W further enables one to reduce Eq. (15) to one-particle transition amplitudes for the potentials W_1 and W_2 . For reflecting bars these can be calculated by standard methods.

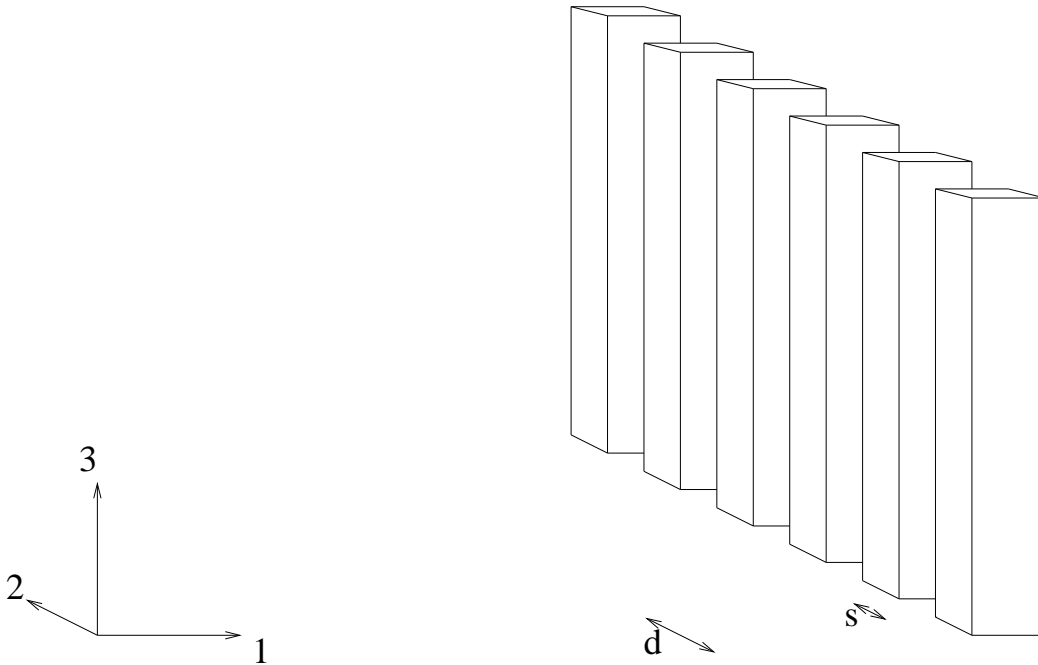


Figure 1: Transmission grating with slit width s and grating period d .

If the bar and slit widths are much larger than the diameter of the two-particle system, then the one-particle amplitudes are sharply peaked at the forward direction on a scale on which the other expressions appearing in the integral expansion of Eq. (15) are slowly varying and can therefore be dropped. This then leads to the usual diffraction pattern of a point particle of mass $2m$.

When bar and slit widths decrease the situation changes. In this case one obtains a more complicated coherent amplitude part, t_{coh} , the superposition of amplitudes for the interaction of the molecule with individual bars. The incoherent part from the interaction with several bars becomes appreciable only when d and s (see Fig. 1) are of the order of the molecular diameter. The net result is of the form

$$t_{coh}(P_2) = t_{bar}^{mol}(\gamma, P/M; P_2) \frac{\sin(P_2 N d / 2\hbar)}{\sin(P_2 d / 2\hbar)} \delta(P_3) \quad (16)$$

where the first factor is the molecular transition amplitude for a single bar of width $d - s$, for total momentum P and total mass M . The second factor is the usual sharply peaked grating function known from optics, and it gives the diffraction peaks at the same locations as for point-particles with corresponding lateral momentum transfer. The δ function is due to the assumed infinite extent of the grating in the third direction. The amplitude of the diffraction peaks is determined by t_{bar}^{mol} . The latter has been explicitly calculated by means of Eq. (15) in Ref. [8] and it depends only on the absolute value of the ground-state wave-function. One obtains

$$t_{bar}^{mol}(\gamma, P/M; P_2) = -\frac{2iP}{(2\pi)^2 M} \frac{\sin[P_2(d-s)/2\hbar]}{P_2} \int d^3x 2 e^{iP_2 x_2 / 2\hbar} |\phi_\gamma(\mathbf{x})|^2 \quad (17)$$

$$+ \frac{4iP}{(2\pi)^2 M} \int dx_1 dx_3 \int_0^{d-s} dx_2 |\phi_\gamma(\mathbf{x})|^2 \sin \left[\frac{P_2}{2\hbar} (d - s - x_2) \right] / P_2 .$$

The expression preceding the first integral is the single-bar amplitude for a point particle of mass M and total momentum P . The complete expression on the r.h.s. reduces to this if $|\phi_\gamma(\mathbf{x})|^2$ contracts to a point.

In Fig. 2 we have plotted $|t_{bar}^{mol}|^2$ for He_2 and the corresponding quantity for a point particle. The bar width is 25 nm. For a symmetric grating of period 50 nm the vertical lines in the inset indicate where the peaks of the grating functions cut out the diffraction peaks of first order, second order and so on. For a symmetric grating and point particles there are no even-order diffraction peaks since the single-bar amplitude vanishes there, as seen in the inset. For the dimer this is not true, and it therefore has small even-order peaks which become more pronounced for smaller bar and slit widths.

Intuitively we expect that finite-size effects of He_2 might be partially taken into account by a larger bar and smaller slit width. Fig. 3 shows that the single-bar amplitude of He_2 , for a bar width of 25 nm, can be approximated for small lateral momentum transfer by that of a point particle for bar width of (25+2.8) nm. For a grating this would mean a nonsymmetric grating of correspondingly smaller slit width. The expectation value of $|x_2|$ for the ground-state wave-function of He_2 we are using is just 2.8 nm.

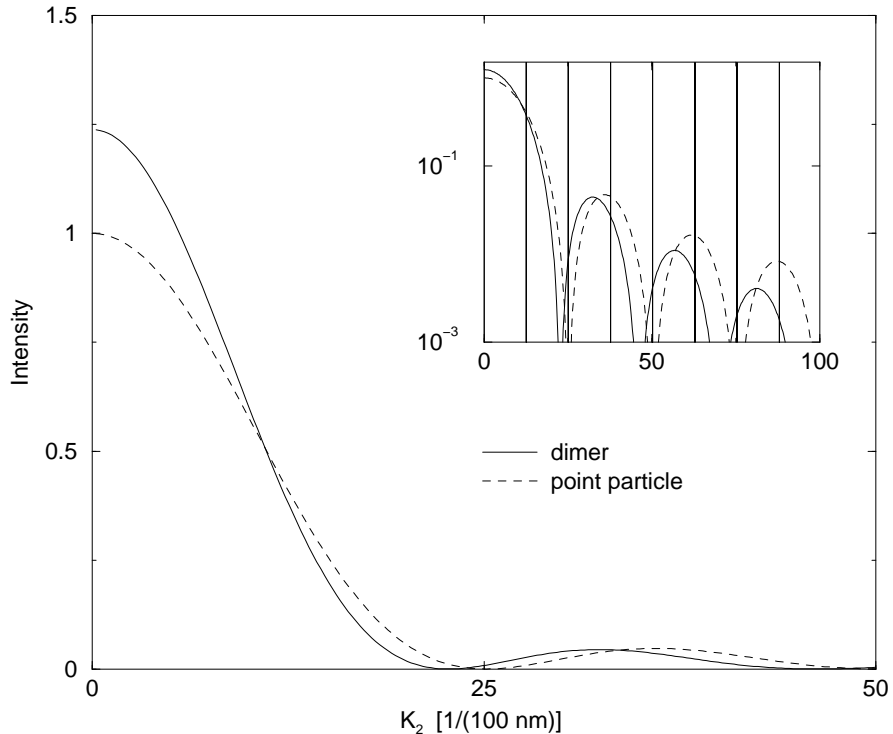


Figure 2: Diffraction by a single bar of width 25 nm for helium dimers and point particles. For a symmetric grating with this bar and slit width the vertical lines in the inset pick out the corresponding diffraction peaks. For dimers there are even order peaks which are absent for point particles. The lateral momentum transfer is $P_2 = \hbar K_2$.

4 The role of attractive surface potentials

When a rare-gas atom such as helium passes through a slit it experiences a repulsive potential of very short range. However, if the atom is polarizable there will also be a longer-range attractive surface potential acting on it, due to van der Waals forces. Recent experiments [4] have shown that this additional attractive potential can have an unexpectedly large influence on the diffraction pattern, not so much so for helium but rather for the heavier rare-gas atoms, which have a higher polarizability.

The attractive part of the surface potential, denoted by W_S , is of the form

$$W_S = -\frac{C_3}{r_{\perp}^3}$$

where r_{\perp} is the distance of the atom from the slit surface and where C_3 is a constant depending on the grating material and the particular rare-gas atom.

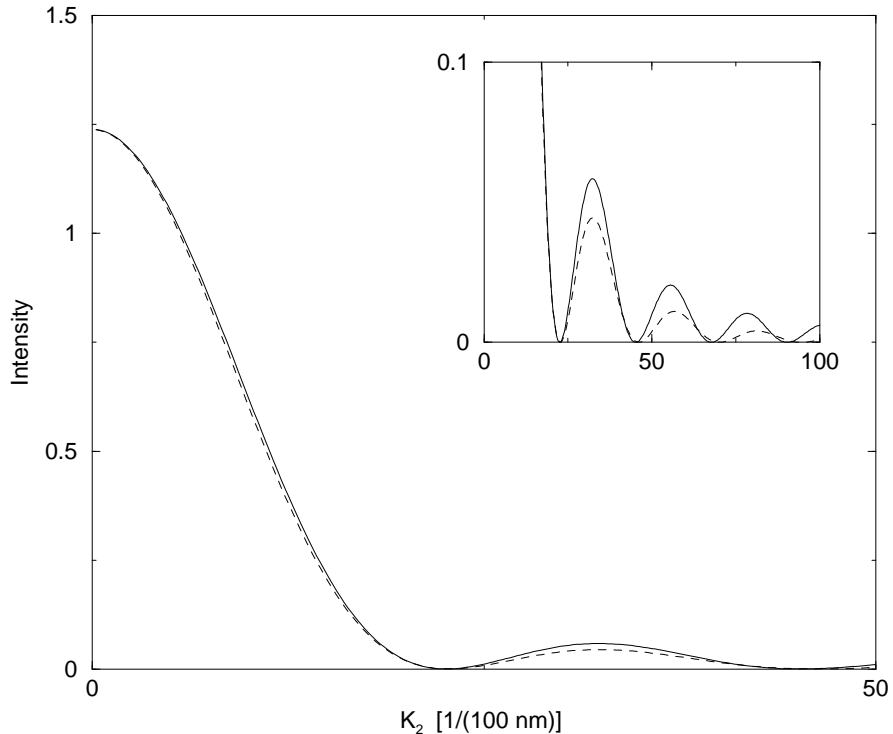


Figure 3: Diffraction of helium dimers (solid line) by a single bar of width 25 nm and diffraction of point particles (dashed line) by a single bar of width (25 + 2.8) nm. There is agreement for small lateral momentum transfer $P_2 = \hbar K_2$.

In a first step we have taken W_S into account for the atomic case, with quite an unexpected and surprising result. The simple picture of the grating given in Fig. 1 as an array of rectangular bars is not adequate if the surface potential plays a role. In fact, with the simple geometry of Fig. 1 our results did not even qualitatively agree with early experiments for heavier rare-gas atoms. As it then turned out, the etching process produces bars whose cross section is not quite rectangular but rather trapeze-like as in Fig. 4, with a small angle α of about 8° off the perpendicular direction. This seems to be a small deviation from the idealized rectangular form of Fig. 1, but taking the angle α into account gave at least qualitative agreement. In the mean time the approach, both experimentally and theoretically, has been so perfected, that it has been possible to determine both the grating parameters as well as the surface potential constant C_3 from experimental data [4].

For dimers the surface potential can be taken into account by adding $W_S^{(1)}$ and $W_S^{(2)}$ to W in Eq. (1). The details are presently being worked out.

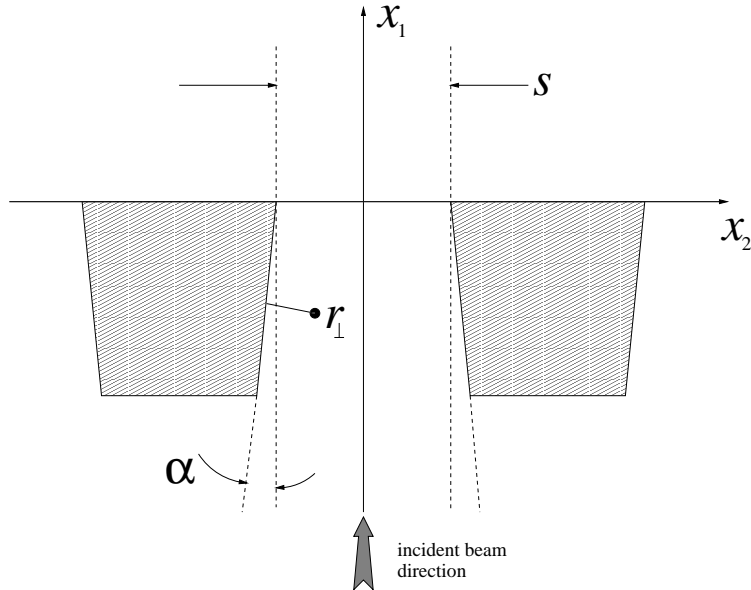


Figure 4: Trapeze-like cross section of grating bars.

5 Conclusions

We have shown in this article that new and interesting theoretical questions arise in atom optics when the spatial extent of a diffracted system can no longer be ignored and when possible excitation energies become comparable to the kinetic energy of diffracted systems. Here we have studied the diffraction of a weakly bound two-particle system by an obstacle, in particular by a transmission grating. We have obtained an analytic expression for the elastic diffraction amplitude which incorporates breakup processes and finite-size effects. This expression contains the familiar grating function of classical optics as a factor and this puts the diffraction peaks at the angles expected from classical wave theory. This grating function is multiplied by the molecular diffraction amplitude of a single grating bar, and in this factor a difference from the point-particle case may arise.

For a molecular diameter very small compared to the bar and slit widths the derivations from the point-particle result are indeed negligible, as expected. This is no longer true for smaller bar and slit widths. In particular, heights of diffraction peaks may become lower than for point-particles. This can be attributed to breakups that diminish the actual number of molecules in a given direction. Moreover, the decrease in peak height goes with the diffraction angle and thus with the lateral momentum transfer, which is quite reasonable since higher momentum transfer should imply more breakups. In addition, diffraction orders that are suppressed to zero for point particles and for symmetric gratings may reappear.

If the slits become smaller than the diameter of the two-particle system, additional terms appear in the diffraction patterns. But this case is presently not of experimental interest.

The appearance of the diffraction peaks at the wave-theoretical locations for gratings holds quite generally, also for larger composite systems. For dimers a simplified argument has been given by us in Ref. [11], and the general case will be treated elsewhere.

References

- [1] O. Carnal and J. Mlynek, Phys. Rev. Lett. **66**, 2689 (1991).
- [2] D. W. Keith, M. L. Schattenburg, H. I. Smith, and D. E. Pritchard, Phys. Rev. Lett. **61**, 1580 (1988).
- [3] W. Schöllkopf and J. P. Toennies, Science **266**, 1345 (1994), J. Chem. Phys. **104**, 1155 (1996).
- [4] R. E. Grisenti, G. C. Hegerfeldt, T. Köhler, W. Schöllkopf, and J. P. Toennies, to be submitted.
- [5] M. S. Chapman, C. R. Ekstrom, T. D. Hammond, R. A. Rubenstein, J. Schmiedmayer, S. Wehinger, and D. E. Pritchard, Phys. Rev. Lett. **74**, 4783 (1995).
- [6] F. Luo, G. C. Mc Bane, G. Kim, C. F. Giese, and W. R. Gentry, J. Chem. Phys. **98**, 3564 (1993).
- [7] F. Luo, C. F. Giese, and W. R. Gentry, J. Chem. Phys. **104**, 1151 (1995).
- [8] G. C. Hegerfeldt and T. Köhler, Phys. Rev. A **57**, 2021 (1998).
- [9] E. O. Alt, P. Grassberger, and W. Sandhas, Nucl. Phys. B **2**, 167 (1967).
- [10] R. G. Newton, *Scattering Theory of waves and particles* (Springer, Berlin, 1982).
- [11] G. C. Hegerfeldt and T. Köhler, Few-Body Systems, Suppl. **10**, 263-272 (1999): B. Desplanques et al. (eds.): *Few-Body Problems in Physics '98*, (Proceedings of the 16th European Conference on Few-Body Problems in Physics, Autrans, France, June 1-6, 1998).