

Experimental Realization of Discrete Fourier Transformation on NMR Quantum Computer

Liping Fu, Jun Luo, Li Xiao and Xizhi Zeng

*Laboratory of Magnetic Resonance and Atomic and Molecular Physics,
Wuhan Institute of Physics and Mathematics, The Chinese Academy of Sciences,
Wuhan 430071, People's Republic of China*

5/15/99/

Abstract

We report experimental implementation of discrete Fourier transformation(DFT) on a nuclear magnetic resonance(NMR) quantum computer. Experimental results agree with theoretical results. Using the pulse sequences we introduced, DFT can be realized on any L -bit quantum number in principle.

PACS: 87.70.+c, 03.65.-w

keywords: NMR; discrete Fourier transform; experiment; simulation; Shor's algorithm

1 INTRODUCTION

With the discovery of an apparent separation between the classical and quantum classifications of computational complexity[1],and of fault-tolerant schemes for quantum computation[2], quantum information theory plays an important role in computer science. In 1994, Shor[1]introduced the quantum factoring algorithm, which achieves an exponential speed-up relative to classical algorithms. Shor's crucial insight was that the discrete Fourier transformation(DFT) can be evaluated in polynomial time on a quantum computer. In order to realize Shor's algorithm, performing DFT becomes most important. In this paper, we introduce a version to realize DFT by using NMR

spectrometer and simulator and give our experiment and simulation results realizing two qubit DFT.

The discrete Fourier transformation modulo q (DFT_q) is a unitary transformation in q -dimension ($q = 2^L$). It is defined relative to chosen basis $|0\rangle, \dots, |q-1\rangle$ by[3]:

$$\text{DFT}_q : |a\rangle \longrightarrow \frac{1}{\sqrt{q}} \sum_{c=0}^{q-1} \exp(2\pi iac/q) |c\rangle \quad (1)$$

Coppersmith[4] suggested the efficient algorithm for DFT on application of quantum mechanical operators and gave an improvement in which evaluation of L bit Fourier transformation is accomplished by composing L one-qubit operations and $\frac{1}{2}L(L-1)$ two-qubit operations. So the implementation of DFT is based on realizing one-qubit operator A_j which acts on the state of the j -qubit and two-qubit operator B_{jk} which acts on the states of qubit j and k . The explicit form of the operator A_j is[3]:

$$A_j = 2^{-1/2} (|0_j\rangle\langle 0_j| + |0_j\rangle\langle 1_j| + |1_j\rangle\langle 0_j| - |1_j\rangle\langle 1_j|) \quad (2)$$

$(j = 0 \dots \dots)$

The matrix representation of A_j is: $\frac{1}{\sqrt{2}} \begin{pmatrix} 1 & 1 \\ 1 & -1 \end{pmatrix}$

The explicit form of the operator B_{jk} is[3]:

$$B_{jk} = |0_j 0_k\rangle\langle 0_j 0_k| + |0_j 1_k\rangle\langle 0_j 1_k| + |1_j 0_k\rangle\langle 1_j 0_k| + e^{i\theta_{jk}} |1_j 1_k\rangle\langle 1_j 1_k| \quad (3)$$

$(\theta_{jk} = \frac{\pi}{2^{k-j}})$

The matrix representation of B_{jk} is: $\begin{pmatrix} 1 & 0 & 0 & 0 \\ 0 & 1 & 0 & 0 \\ 0 & 0 & 1 & 0 \\ 0 & 0 & 0 & e^{i\theta} \end{pmatrix}$.

Transformation of B_{jk} affects only state $|1_j 1_k\rangle$.

We use a network to illustrate how to use operators A_j and B_{jk} to compose 5-qubit transformation in *Figure. 1*. The operators corresponding to the network are:

$$(A_a)(B_{34}A_3)(B_{24}B_{23}A_2)(B_{14}B_{13}B_{12}A_1)(B_{04}B_{03}B_{02}B_{01}A_0)$$

2 IMPLEMENTING THE DFT IN NMR

In this paper we realize DFT by using NMR. The prime thing we should do is to perform A_j and B_{jk} by using radiofrequency pulses and spin-spin interaction. Using NMR to perform quantum computer, we should choose

AX couple system. The Hamiltonian for this system can be approximated as:

$$H = 2\varpi_{AB}J_{ZA}J_{ZB} + \varpi_A J_{ZA} + \varpi_B J_{ZB} + H_{env} \quad (4)$$

We denote the rotation $\varphi_X^{j(k)} = \exp(i\varphi I_x)$ for a φ rotation about the \hat{x} -axis and $\varphi_Y^{j(k)} = \exp(i\varphi I_y)$ for a φ rotation about the \hat{y} -axis, j or k means which nucleus is operated on, and τ is the time within which the system undergoes the unitary transformation $\exp(2\pi i J_{ZA} J_{ZB} t)$ in the doubly rotating frame.

To perform A_j is actually to perform a Walsh-Hadamard transformation, which rotates each quantum qubit from $|0\rangle$ to $(|0\rangle + |1\rangle)/\sqrt{2}$. the pulse sequences is[5]: $(\frac{\pi}{2})_X - (\frac{\pi}{2})_X - (-\frac{\pi}{2})_Y$

To perform B_{jk} , we use radiofrequency pulses and spin-spin interaction like:

$$\begin{aligned} & (-\frac{\pi}{2})_Y^j (-\frac{\pi}{2})_Y^k - (-\varphi)_X^j (-\varphi)_X^k - (\frac{\pi}{2})_Y^j (\frac{\pi}{2})_Y^k - \frac{\tau}{2} - (\pi)_X^j (\pi)_X^k - \frac{\tau}{2} - (\pi)_X^j (\pi)_X^k \\ & (\varphi = \frac{\pi}{2^{k-j+1}}, \tau = \frac{1}{J * 2^{k-j+1}}) \end{aligned}$$

Using the pulse sequences and spin-spin interaction we introduced above, we can implement DFT to any quantum number with L -qubit in principle.

3 EXPERIMENTAL AND SIMULATION RESULTS

In order to demonstrate the results described above, we have constructed an NMR quantum computer capable of implementing the DFT. In this section, we give NMR experimental and NMR simulation results after doing DFT on state $|0_j 1_k\rangle$ by using the two radiofrequency pulse sequences corresponding to the operator A_j and B_{jk} respectively. Data of the NMR experiment were taken at room temperature with a Bruker ARX-500 spectrometer and the signals were obtained with single-shot measurement.

In the experiment we chose H_2PO_3 as our sample, labeled ^{31}P as j -qubit and 1H as k -qubit. The observed J-coupling between 1H and ^{31}P was $647.451Hz$. First, we produced effective pure state $|00\rangle$ by using "temporal averaging"[6]. The pulses we used were[7]:

E: NONE

$$P1: (\frac{\pi}{2})_X^P - \frac{1}{2}J - (\frac{\pi}{2})_Y^P (\frac{\pi}{2})_X^H - \frac{1}{2J} - (\frac{\pi}{2})_Y^H$$

$$P2: (\frac{\pi}{2})_X^H - \frac{1}{2}J - (\frac{\pi}{2})_Y^H (\frac{\pi}{2})_X^P - \frac{1}{2J} - (\frac{\pi}{2})_Y^P$$

Since we wanted to perform DFT on the state $|01\rangle$, so after the preparation of the state $|00\rangle$, we should operate the pulse sequence: $(\frac{\pi}{2})_Y^H - \frac{1}{2J} - (\frac{\pi}{2})_X^H$

on 1H to obtain the state $|01\rangle$.

Second, we performed discrete Fourier transformation on $|01\rangle$. We list the pulses and spin-spin interaction are as follows:

$$(\pi)_X^P - (-\frac{\pi}{2})_Y^P - (\frac{\pi}{2})_Y^P (\frac{\pi}{2})_Y^H - (\frac{\pi}{4})_X^P (\frac{\pi}{4})_X^H - (-\frac{\pi}{2})_Y^P (-\frac{\pi}{2})_X^H - \frac{1}{4J} - (\pi)_X^P - (-\frac{\pi}{2})_X^H$$

The first two pulses and the last two pulses correspond to the operator A_j and A_k respectively, the rest pulses correspond to B_{jk} . After these operations, the initial state $|01\rangle$ was transformed into state:

$$\frac{1}{2} (|00\rangle - |01\rangle + i|10\rangle - i|11\rangle). \quad (5)$$

Compared with the definition of DFT (1) which means that after doing DFT operation, the state $|01\rangle$ should become

$$\begin{aligned} |01\rangle &\longrightarrow \frac{1}{2} (|00\rangle + e^{i\frac{\pi}{2}}|01\rangle + e^{i\pi}|10\rangle + e^{i\frac{3\pi}{2}}|11\rangle) \\ &= \frac{1}{2} (|00\rangle + i|01\rangle - |10\rangle - i|11\rangle) \end{aligned} \quad (6)$$

and the density matrix is:
$$\begin{pmatrix} 1 & -i & -1 & i \\ i & 1 & -i & -1 \\ -1 & i & 1 & -i \\ i & -1 & i & 1 \end{pmatrix}, \quad (7)$$

The third step: we should reverse the qubit. That is, for example, for the case of three qubits, $|ijk\rangle \rightarrow |kji\rangle$. The third step is composed of three C-NOT operations, The network is shown in *Figure. 2*. The radiofrequency pulses corresponding to the three C-NOT operators are:

1. $(\frac{\pi}{2})_Y^H - \frac{1}{2J} - (-\frac{\pi}{2})_Y^P (-\frac{\pi}{2})_Y^H - (-\frac{\pi}{2})_X^P (\frac{\pi}{2})_X^H - (\frac{\pi}{2})_Y^P$
2. $(\frac{\pi}{2})_Y^P - \frac{1}{2J} - (-\frac{\pi}{2})_Y^P (-\frac{\pi}{2})_Y^H - (\frac{\pi}{2})_X^P (-\frac{\pi}{2})_X^H - (\frac{\pi}{2})_Y^H$
3. $(\frac{\pi}{2})_Y^H - \frac{1}{2J} - (-\frac{\pi}{2})_Y^P (-\frac{\pi}{2})_Y^H - (-\frac{\pi}{2})_X^P (\frac{\pi}{2})_X^H - (\frac{\pi}{2})_Y^P$

Actually, the quantum-mechanical operation "reverse the qubit" is not applied. Instead of this, one measures the state after DFT and reads the result of the measurement in the opposite order[8].

After these three steps, we had finished the operation of DFT on the initial state $|01\rangle$. In order to illustrate the result we got, we need to obtain all the elements in the two-spin density matrix of the ultimate state by using state tomography[9]. Before we did the experiment, we had simulated the experiment by using NMR simulator. The results are shown in *Figure 3a*, it can be regarded as a theoretical result. The matrix representation of the

result is:
$$\begin{pmatrix} 1 & -i & -1 & i \\ i & 1 & -i & -1 \\ -1 & i & 1 & -i \\ -i & -1 & i & 1 \end{pmatrix},$$
 which is the same as we expected.

An advantage of doing NMR simulator is that it can represent the physics problem in spite of considering experimental errors (chemical shift, the affec-

tion of environmental and so on). So using NMR simulator can be considered as a quantum computer to simulate some quantum mechanical problem.

The experimental results are shown in *Figure 3b*, we measured and got real and imaginary components of the integral area from each peak, then we used all the integral areas we'd got to reconstruct that density matrix. Compared with the theoretical results, the experimental results agree with those deduced from theory. The relative errors are 24.8% and 4.7%. They primarily due to the imperfect calibration of the rotation, and are also caused by inhomogeneity of the magnetic field or magnetization and least-squares fitting used in the tomography procedure. Using other NMR techniques, such as phase cycling, the errors can be minimized.

4 CONCLUSION

We have demonstrated that the discrete Fourier transform can be implemented by means of NMR spectrometer and simulator and the experiment agrees with the theory well. Using the method we introduced, we can perform DFT on any quantum number with L -qubit. Performing DFT successfully gives a probability to realize Shor's algorithm by using NMR. Fourier analysis is a versatile tool in the laboratory[10], so we might expect that the fast DFT should be an important application to physics.

References

- [1] P. W. Shor, Polynomial-time algorithms for prime factorization and discrete algorithm on a quantum computer, Proceedings of the 35th Annual Symposium on the Foundations of Computer Science. Los Alamitos, CA, (IEEE Computer Society Press (1994), quant-ph/9508027 124
- [2] P. W. Shor, quant-ph/9605011 (1996)
- [3] A. Ekert, & R. Josa, Rev. Mod. Phys. 68 (1996) 733-753
- [4] D. Coppersmith "An approximate Fourier transform useful in quantum factoring", IBM Research Report RC19642 (T. J. Watson Research Center, Yorktown Heights, NY, 1994)
- [5] I.L. Chuang, N. Gershenfeld, Phys. Rev. Lett. 13 (1998) 3409

- [6] Knill, E. Chuang, Phys. Rev. A. 57 (1998) 3355-3357
- [7] J. A. Jones, M. Mosca, and M. H. Hansen, Nature 393 (1998) 1648
- [8] G. P. Berman, G. D. Doolen, & R. Mainieri, "Introduction to Quantum Computers", World Scientific Publishing Co. Pte. Ltd. (1998) 35
- [9] E. Chuang et. al, Proc. R. Soc. Lond. A. 454 (1998) 460-461
- [10] J. Preskill, quant-ph/9904022 (1999)

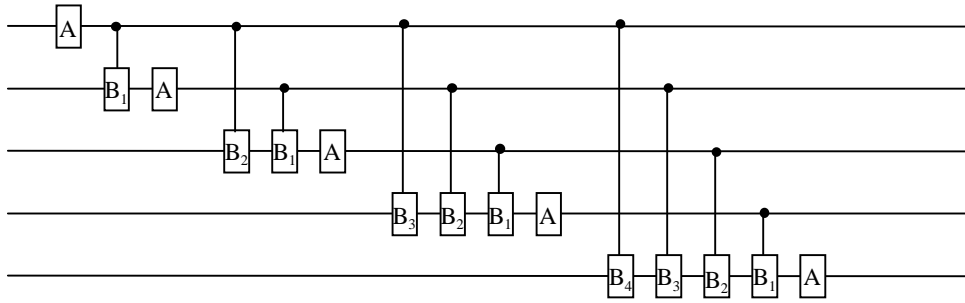


Figure 1: Quantum network for the quantum discrete Fourier transform

Performing on a five-qubit register, gate B_k performing the conditional phase

shift by $2\pi/2^k$

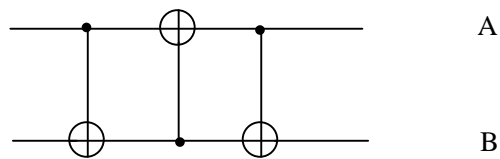


Figure 2: The network of performing operation "reverse the qubit".

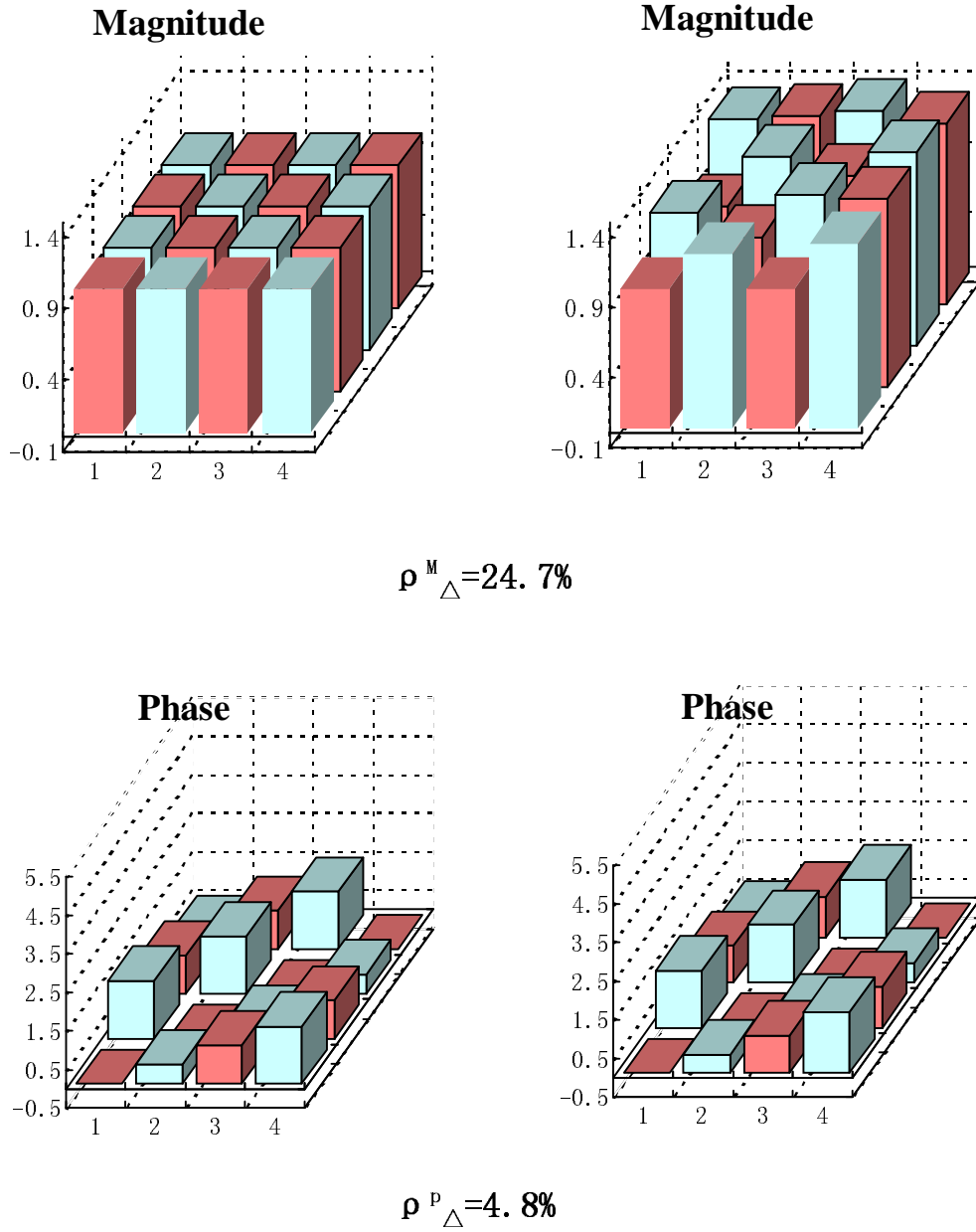


Figure 3. Theoretical(simulator) and experimental(spectrometer) deviation density matrices after operated DFT on state $|01\rangle$. The unit of magnitude is arbitrary and the unit of phase is π . Relative errors were obtained according to : $\|\rho_{\text{theory}} - \rho_{\text{expt}}\| / \|\rho_{\text{theory}}\|$