

NOISE SECURED INTERNET

Geraldo A. Barbosa

QuantaSec, Consulting and Projects in Quantum Cryptography Ltd.

Av. Portugal 1558, Belo Horizonte MG 31550-000 Brazil.

Email: GeraldoABarbosa@hotmail.com

(Dated: 18 January 2006.)

This work shows how a secure Internet can be implemented through a fast key distribution system that uses *physical* noise to protect the transmitted information. Starting from a shared random sequence K_0 between two (or more) users, long sequences R of random bits can be shared and not involving a third party. The signals sent over the Internet are deterministic but have a built-in Nature-made uncertainty that protects the shared sequences. After privacy amplification the shared R random bits –encrypted by noise– are subsequently utilized in one-time-pad data ciphering. The physical generated protection is not susceptible to advances in computation or mathematics. In particular, it does not depend on the difficulty of factoring prime numbers as many cryptography systems rely on.

KeyWords: *Cryptography, Physical Noise, Internet, Secret Key, No Third-Party, fast communication, amplification allowed*

INTRODUCTION

The Internet is currently the main communication vehicle for citizens in general, banks and E-commerce. Protocols based on mathematical complexities strive to offer a secure Internet while hackers attempt to break in for profits. As a matter of fact, the existing Internet offers only tenuous security. While a few security providers offer reasonable service within the current technological landscape, they are vulnerable to technological advances. A search for new paradigms to establish a secure Internet but not sensitive to technological or mathematical advances is ongoing.

This paper describes how to implement a practical secure communication system for the Internet while avoiding altogether protocols based purely on mathematical complexities. This noise-encryption system relies on laws of Nature but also avoids single-photon state protocols such as BB84 [1]. Single-photon protocols cannot be amplified and therefore do not work for the long-haul communications necessary for the Internet. Furthermore, signals from single-photon protocols cannot be converted from optical to electrical and back to optical without loss of security. Nor they are practical for wavelength multiplexing (WDM). These steps are necessary to the Internet. Alternative systems such as those using discrete or continuous variable processes and relying on homodyne measurements (e.g., Ref. [2]) are very sensitive to noise, which leads to low key rate transfer, and cannot work in the naturally disturbed and complex Internet networks.

In the proposed implementation of a secure Internet deterministic ciphered signals go through arbitrary communication channels. They are ciphered by random signals from physical sources in nonorthogonal M -ry bases. This system has evolved from a key distribution system

recently proposed [3, 4] (See also [6] and [7]). This secure Internet distributes deterministically random sequences of bits to be utilized in a fast “one-time-pad” scheme.

A simplified but imperfect illustration of this system based on physical noise would be a public radio station emitter A that changes its carrier frequency in a very fast and truly random way. A user B who possesses a perfect knowledge of this random variation could set his tuner to automatically lock onto it. A clear sound or message would result. To an intruder who does not possess any information on the carrier variations, only noise will be detected. Actually, the presented cryptographic system does not rely on frequency variations but on random jumps among distinct nonorthogonal phase bases where the bits are inscribed. This is as far as this analogy goes.

The security of the key distribution provided by this system relies on a few points: 1) A shared secrecy by A and B on a starting key sequence K_0 and 2) a bit-by-bit uncertainty Nature-made noise N_i associated to each bit R_i and recorded on an interleaved M -ry nonorthogonal basis. Knowledge of K_0 gives for the legitimate users the mapping of the bases jumps in the emitter and thus the bit R_i inscribed on each basis. Privacy amplification procedures statistically exclude the eventually compromised fraction of shared bits. The sequences of random bits R_i will be generated by a truly random process and sent one-by-one between users A (Alice) and B (Bob). The batch of shared secret bits R_i will be used subsequently in one-time-pad ciphering. The noise N_i protects each bit R_i from the attacker E (Eve) and provides the information security level associated with all shared R_i .

While this noise-secured Internet is logically equivalent to the optical system discussed on Refs. [3] and [4] it has a major distinctive feature: In Ref. [3] the noise arises as part of the signal measurement by the attacker and

is inherent to the optical field in a fiber channel. Here the signal sent over the network is a recorded signal and, as such, it is deterministic but contains bit information R_i and the associated noise N_i . This is equivalent to recording the results of an exceedingly noisy experiment and giving them to two researchers for interpretation: one that knows how to subtract the noise and the other one, the attacker, that cannot get rid of the inherent noise.

BASIC SCHEME

The signals are created by a physical random generator (PhRG). The noise N_i associated with the bit R_i inscribed onto the M -ry nonorthogonal basis ($M \geq 2$) produces the uncertainty measured by the attacker. This implies that the emitter has to be equipped to detect and record the signals generated by the PhRG. In other words, the definition of the measuring system is made by the emitter, not the attacker. The signal sent is the signal controlled and measured by the emitter with a detection system of his choice. No restrictions are placed on the attacker to obtain the exchanged signals on a public channel. She may obtain perfect copies of the transmission. The signals emitted by the legitimate user obey constraints imposed to provide full security. Among the advantages of the proposed system are: 1) Any public channel may be used for transmission (optical fibers, TV, microwave, and so on); 2) The deterministic signals can be amplified with no security loss; 3) Signals can be converted from electromagnetic to electrical and back to electromagnetic with no security loss; 4) Wavelength multiplexing is allowed on the network; 5) Current Network and IP protocols can be used with no modifications for users in any IP classes. Fig. 1 shows a block diagram for one cycle of the key distribution system. It describes how legitimate users A and B distribute or transfer fresh random key bits generated by a PhRG (to be described ahead). Just to be more general, a description starting with a M -ry system of levels will be presented. At the end, this system will be simplified for a speed-up in the communication process with no security loss.

A and B share a starting random key sequence (#1) designated by K_0 (#2) of length L (See Fig. 1). These L bits are divided into blocks of size k_M ($b(k_M), b(k_{M-1}), \dots, b(k_1)$) and each block defines randomly a basis k_{0i} over a nonorthogonal set of bases on a ciphering wheel (#3) with M bases, where $M = 2^{k_M}$.

$$k_{0i} = b(k_M)2^{k_M-1} + b(k_{M-1})2^{k_M-2} + \dots + b(k_1)2^0. \quad (1)$$

Given a k_{0i} value (#4), a bit 0 could be inscribed, e.g., in a uniform ciphering wheel such as the one shown in Ref. [3] where the phase values defining each basis are

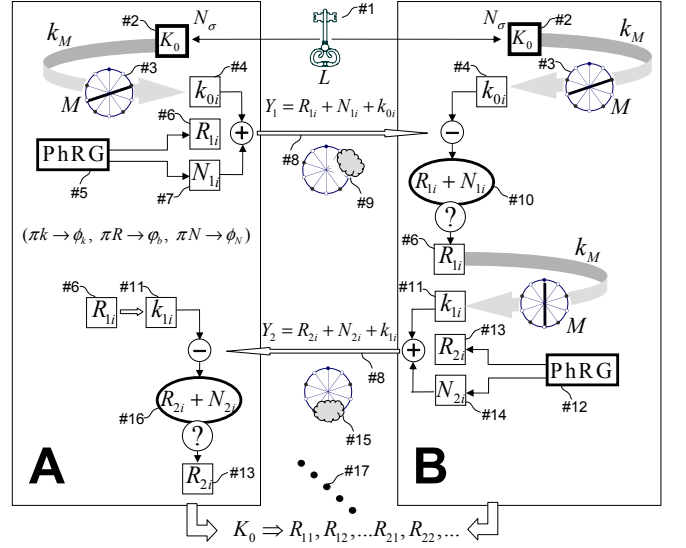


FIG. 1: A sketch of one cycle of operations of the key distribution process in the Noise Secured Internet is shown.

given by

$$\phi_{k_{0i}} = \pi \left[\frac{k_{0i}}{M} + \frac{1 - (-1)^{k_{0i}}}{2} \right], \quad k_{0i} = 0, 1, \dots, M-1, \quad (2)$$

and a bit 1 will be inscribed displaced by π with respect to bit 0 over each basis. A PhRG (#5) generates random bits R_{1i} (#6) that A would like to transfer securely to B. These signals contain noise N_{1i} (#7) with a natural phase distribution (e.g., Gaussian distributed) of width σ_ϕ . R_{1i} can be understood in phase units (rd): values 0 or π for bits 0 and 1. The Gaussian distribution width σ_ϕ (Set such that $\sigma_\phi < \pi/2$) may be written $\sigma_\phi = \pi N_{\sigma_\phi}/M$ where N_σ is the number of bases covered by N_i (See Ref. [3]). The signal to be sent over the generic Internet communication channel (#8) (network and servers) is $Y_1 = R_{1i} + N_{1i} + k_{0i}$. The combined effects of $N_{1i} + k_{0i}$ is to hide the bit value R_{1i} on the ciphering wheel (#9). Although containing random information Y_1 is a deterministic signal and as such can be amplified and converted into different signals through arbitrary nodes without any loss of security.

B has to extract R_{1i} from Y_1 . To this end he utilizes the same sequences from K_0 utilized by A to generate the base values k_{0i} (#4). He subtracts this value from Y_1 and obtains $R_{1i} + N_{1i}$ (#10) and obtain signals in *binary* bases (single k_i value). The effect of the noise N_{1i} on Bob's *binary* basis is negligible because $\sigma_\phi < \pi/2$ and his decision on the bit value is easy; therefore, he obtains R_{1i} (#6). From the received sequence R_i he forms bit blocks of length k_M and constructs a new base sequence k_{1i} . The next steps are similar to the first ones. Bob's PhRG (#12) generates signal containing bits R_{2i} (#13) associated to noise N_{2i} (#14). The signal $Y_2 = R_{2i} + N_{2i} + k_{1i}$ is sent over the communication channel (#8). The bit value

R_{2i} is hidden by the overall noise $N_{2i} + k_{1i}$ (#15). From her knowledge of R_{1i} (#6) and, therefore, k_{1i} (#14), Alice subtracts k_{1i} from Y_2 and obtains $R_{2i} + N_{2i}$ (#16). On her *binary* basis she easily obtains R_{2i} (#13). The first cycle is complete. A and B continue to exchange random sequences as in the first cycle. The shared sequences ($R_{1i}, \dots, R_{2i}, \dots$), after a privacy amplification process, are the random bits to be subsequently utilized for one-time-pad cipher.

Note that while for noiseless signals $Y_1 = b$ and $Y_2 = b$ carrying a repeated bit b , one has $Y_1 \oplus Y_2 = 0$, noisy signals give $Y_1 = b + N_1$ and $Y_2 = b + N_2$ and, therefore, $Y_1 \oplus Y_2 = N_1 + N_2 (= 0 \text{ or } 1)$. This frustrates several correlation attacks.

SOME SECURITY CONSIDERATIONS

Security analyses were presented for the purely optical counterparts of this M -ry key distribution system for Internet and are equally valid here. Ref. [3] presented a bit-by-bit analysis and [5] showed that the attacker's initial uncertainty on the whole sequence of shared bits is equal to her uncertainty of the starting shared sequence K_0 . This dependence on the first key shared key sequence K_0 can be seen from the mutual information, defined by

$$I(R : Y(R)) = H(R) - H(R|Y(R)) . \quad (3)$$

$I(R : Y(R))$ is used to write the difference between the mutual information between B and E in one cycle of length L :

$$\begin{aligned} \Delta I &= I_B - I_E \\ &= [H(R) - H(R|Y_B(R))] - [H(R) - H(R|Y_E(R))] \\ &= H(R|Y_E(R)) - H(R|Y_B(R)) . \end{aligned} \quad (4)$$

Eve's uncertainty on R given $Y_E(R)$ is maximal ($H(R|Y_E(R)) \rightarrow L$) while Bob may obtain the whole sequence R from Y_B : $H(R|Y_B(R)) = 0$. Therefore, $\Delta I \leq L$ in the first cycle. Applying the chain rule

$$H(L_1, L_2, \dots, L_n | Y_E) = \sum_{i=1}^n H(L_i | Y, L_1, \dots, L_{i-1}) , \quad (5)$$

one may see that

$$\begin{aligned} H(L_1, L_2, \dots, L_n | Y_E) &= \\ &= H(L_1 | Y_E) + H(L_2 | Y_E, L_1) + H(L_3 | Y_E, L_1, L_2) \dots \end{aligned} \quad (6)$$

If the starting key (K_0 with length $L = L_1$) is open to Eve, she obtains L_2 ($H(L_2 | Y_E, L_1) = 0$) in the same way as Bob and also obtains all keys in the subsequent rounds. The noise level superposed to the bits sent are designed to hide each L_j from the attacker. Privacy amplification—a necessary step—applied to the shared bits discards information eventually leaked to the attacker and defines the final shared length of secure bits.

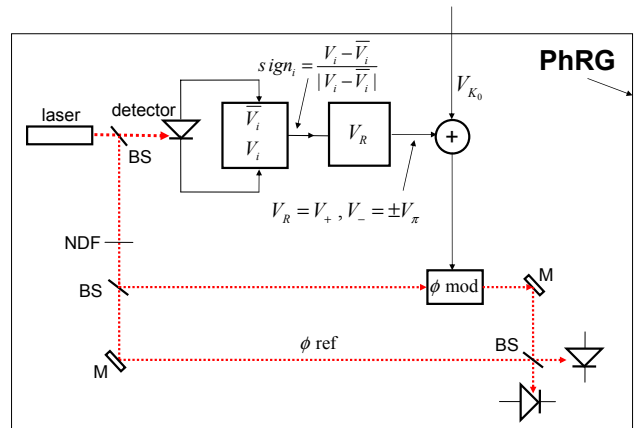


FIG. 2: Sketch of PhRG with a coherent light source. This modulus can be added externally or externally to a computer. The laser beam is divided by a beam splitter BS. The upper part shows a detecting system where signals V_i are generated corresponding to the sign of the generated signal with respect to the average signal intensity. These binary signals are converted into binary voltages $V_R = \pm V_\pi$ that constitute fresh random bits to be shared by A and B. The bottom part shows an interferometer with an optical phase modulator (ϕ mod) in one of the arms. The laser beam is adjusted to an adequate intensity by a neutral density filter (or automatized filter). Voltage values V_{K_0} defining M -ry phase bases (e.g, $M = 2$) are added to V_R and applied to the phase modulator. Detectors at the interferometer output produce the phase signals carrying basis, bit and noise information shown in Fig. 1 as Y_i .

THE PHYSICAL RANDOM GENERATOR

Fig. 2 sketches the PhRG and the input V_{K_0} containing recorded bases information. The PhRG generate voltage signals corresponding to bits V_R . These signals are added to the basis information supplied by V_{K_0} and supplied to a phase modulator in one arm of an optical interferometer. Output light is detected and converted to phase signals (with respect to the laser field) that also contain phase noise associated with coherent light. These signals are written Y_i in Fig. 1. As shown in Refs. [3] and [4], this phase modulation of coherent signals produce signals that carry a phase uncertainty given by the Gaussian distribution

$$p_u \simeq e^{-(\Delta\phi)^2 / 2\sigma_\phi^2} , \quad (7)$$

where $\sigma_\phi = \sqrt{2/\langle n \rangle}$ and $\langle n \rangle$ is the average number of photons in one bit. While several design variations are possible, Fig. 2 shows basic parts to be considered. For secure transmission of signals the physical randomness is necessary as no known mathematical algorithm has been proven to generate true random numbers. Several physical sources may be used alternatively such as optical or thermal sources. However, optical sources can be much faster than the thermal ones and are therefore necessary

when speed is required. A PhRG can be seen as modulus that can be hooked (internally or externally) to a computer linked to the Internet either in dedicated use or open to users such as in a cybercafe. In such a public system users may generate and record on portable memories a batch of secure keys or use them to exchange one-time-pad ciphered information.

One may also wonder about the cost of a brute force attack to determine the starting key K_0 from the transmitted signals. Under the assumption that the uncertainty presented to the attacker covers N_σ bases, the attacker would know that the basis k_i used in a given transmission is around a given region within the uncertainty N_σ . For a M -ry system of uniformly spaced bases this amounts that only a set of less relevant bits $b(k_\sigma)$ in Eq. (1) hide the correct basis. These $b(k_\sigma)$ bits could be permuted in $b(k_\sigma)!$ ways. As each bit could be either 0 or 1 the total number of permutations to be searched for each bit emission would be $(\log_2 N_\sigma)! N_\sigma$. For the total number of K_0 bits the number of combinations would be

$$C = 2^{K_0} (\log_2 N_\sigma)! N_\sigma . \quad (8)$$

Under this example of a uniform ciphering wheel exemplified by Eq. (2), it is understood that the attacker may know the fraction $1 - (N_\sigma/M)$ of the total number of shared bits k_M used by A and B to cipher a fresh generated bit. For a sequence of L shared bits, Eve may obtain $L[1 - (N_\sigma/M)]$ bits among L because they were not covered by noise. These bits have to be subsequently discarded by A and B through privacy amplification processes.

SIMPLIFIED BASES

Use of a non-uniform set of bases leads to a more economical system: instead of a uniformly spaced circle of phases given by Eq. (2) one may use just a sector of phase values where the number of bases is just $M = 2$. See Fig. 3. The sector width or bases separation is made less than $2N_\sigma$. Therefore, all bases will be within the phase fluctuations caused by the noise N_j . Phase positions on this sector are given by

$$\phi_{k_{0i}} = \left[k_{0i} \Delta\phi_1 + \pi \frac{1 - (-1)^{k_{0i}}}{2} \right], \quad k_{0i} = 0, 1. \quad (9)$$

With this sector of phase bases the number of possible combinations for a brute force attack searching for all possibilities that may lead to K_0 is $C = 2 \times 2^{K_0}$. Reasonable K_0 lengths could be, say, $\sim 10^6, 10^9$; they give a number of combinations C to be tried that is not computationally feasible.

Ref. [4] derived explicit equations for the mutual information of the process and showed numerical examples to quantify security in terms of the difference of the mutual information functions for A and B and A and E

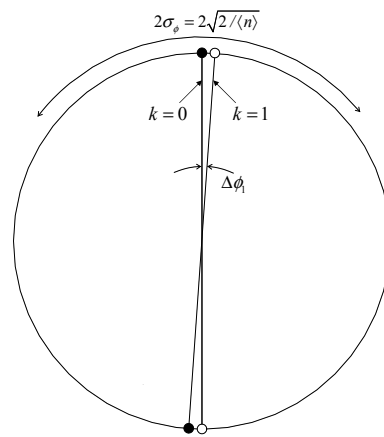


FIG. 3: A ciphering set of bases in a phase sector with $M = 2$. σ_ϕ is the standard deviation in the phase caused by fluctuations in the light field. $\Delta\phi_1$ is the spacing between two bases and should be kept $\Delta\phi_1 \ll \pi/2$. $\langle n \rangle$ is adjusted so that $\pi/2 > \sigma_\phi \gg \Delta\phi_1$, e.g. $\langle n \rangle < 100$. Two states or bits can be inscribed on each basis. Dark circles indicate positions for a bit 0 and open circles give possible positions for a bit 1.

($I_{AE} = \epsilon I_{AB}$, $\epsilon \ll 1$). As has also been shown, the security of one sequence sent depends on the secrecy of the former sequence received. This is an a-priori condition over which $I_{AB} > I_{AE}$ follows. Statistically, the attacker may acquire some bits correctly and the legitimate users have to use privacy amplification protocols to eliminate that possible amount of information acquired by Eve. Privacy amplification randomly reduce the number of bits to eliminate possible information leaked to Eve. A and B are able to share a large number of random sequences $R \gg K_0$ before the bit reconciliation and privacy amplification steps severely shorten the length L of the sequences. These length reductions lead to a slow down of the process and eventually to its halt. A convenient minimum length L_{min} can be chosen so that a new fresh sequence K_0 restarts the whole process. See Ref. [4] for a discussion on the distillation process. The amount of possible leakage can be estimated using mutual information functions as shown in Ref. [4]. It was shown that a fraction $1 - f$ ($f \sim 0.9991$ in the example given) could be compromised in every cycle; therefore, $\sim 0.1\%$ should be eliminated by privacy amplification protocols. As a result, the remaining fraction f of bits in every cycle is secure. A and B then succeed after many cycles in sharing a number of secure bits much larger than the initial shared sequence K_0 . With the example given in Ref. [4], after sharing $\sim 10^3 L$ bits, $\sim 660L$ (66%) will be distilled by privacy amplification. Renewal of fresh starting sequences K_0 was discussed in Refs. [3] and [4]. Ancient methods such as hand-to-hand delivery and steganography could be used for some applications. Even certified key providers may be acceptable for some uses. The slow BB84 key distribution process could also be used to

distribute the starting sequences K_0 with proven security; the speed of the key distribution process will then be boosted by the Noise Secured Internet system described here.

CONCLUSIONS

It has been shown that two (or more) Internet users starting from a shared secret sequence of random bits K_0 and adding a simple “hardware” modulus (PhRG) to their computers will succeed in generating a large number of secret keys to be used in one-time-pad cipher. The system works at optical speed and does not require any special Internet protocol. Signals associated with noise are generated in the PhRG and the signals to be sent are deterministic ones. The associated security is not related to protocols based on mathematical complexities in current use. This system is proposed as a possible new paradigm for a secure Internet.

Email: geraldobarbosa@hotmail.com

Phone: Brazil(31)3441-4121

Conf. on Computers, Systems, and Signal Processing, Bangalore, India, 1984, pp. 175 to 179.

- [2] F. Grosshans and P. Grangier, Continuous Variable Quantum Cryptography Using Coherent States, *Phys. Rev. Lett.* vol. **88**, (2002) pp. 057902-1 to 057902-8.
- [3] G. A. Barbosa, Fast and secure key distribution using mesoscopic coherent states of light, *Phys. Rev. A* vol. **68**, (2003) pp. 052307-1 to 052307-8. US Pat. Appl. 11/000,662, Publ. No. US2005/0152540 A1.
- [4] G. A. Barbosa, Information theory for key distribution systems secured by mesoscopic coherent states, *Phys. Rev. A* vol. **71**, (2005) pp. 062333-1 to 062333-15.
- [5] G. A. Barbosa, Fast and secure key distribution using mesoscopic coherent states of light, *quant-ph/0212033* 2002 v4 28 Apr 2004 pp. 1 to 10.
- [6] G. A. Barbosa, E. Corndorf, P. Kumar, H. P. Yuen, Secure communication using mesoscopic coherent states, *Phys. Rev. Lett.* **90**, (2003) pp. 227901-1 to 227901-4.
- [7] E. Corndorf, G. A. Barbosa, C. Liang, H. P. Yuen, P. Kumar, High-speed data encryption over 25km of fiber by two-mode coherent-state quantum cryptography, *Opt. Lett.* **28**, (2003) pp. 2040-2042. Quantum Cryptography with Coherent-state Light: Demonstration of a Secure Data Encryption Scheme Operating at 100kb/s; G. A. Barbosa, E. Corndorf, and P. Kumar, Quantum Electronics and Laser Science Conference, OSA Technical Digest, Vol. 74, (2002) pp. 189-190.

-
- [1] C. Bennett, G. Brassard, Quantum cryptography, Public key distribution and coin tossing, in *Proc. IEEE Int.*