

Kondo-Enhanced Andreev Tunneling in InAs Nanowire Quantum Dots

T. Sand-Jespersen, J. Paaske, B. M. Andersen, K. Grove-Rasmussen, H. I. Jørgensen, M. Aagesen, C. Sørensen, P. E. Lindelof, K. Flensberg, J. Nygård.
*Nano-Science Center, Niels Bohr Institute, University of Copenhagen,
Universitetsparken 5, DK-2100 Copenhagen, Denmark*

(Dated: October 22, 2018)

We report measurements of the nonlinear conductance of InAs nanowire quantum dots coupled to superconducting leads. We observe a clear alternation between odd and even occupation of the dot, with sub-gap-peaks at $|V_{sd}| = \Delta/e$ markedly stronger(weaker) than the quasiparticle tunneling peaks at $|V_{sd}| = 2\Delta/e$ for odd(even) occupation. We attribute the enhanced Δ -peak to an interplay between Kondo-correlations and Andreev tunneling in dots with an odd number of spins, and substantiate this interpretation by a poor man's scaling analysis.

PACS numbers: 72.15.Qm,73.21.La,73.23.-b,74.50.+r

Since the discovery of the Kondo effect in quantum dots (QD)[1] this phenomenon has received extensive theoretical and experimental attention[2]. The effect emerges for QD's coupled strongly to the leads when the total spin of the electrons on the QD is non-zero, e.g. if it hosts an odd number of electrons N . At temperatures below the so-called Kondo-temperature, T_K , the conduction electrons in the leads screen the spin through multiple co-tunneling spin-flip processes resulting in a correlated many-body state which is experimentally observable as an increased linear conduction through the dot. If the leads to the QD consist of (s-wave) superconductors (S) the conduction electrons form spin-singlet Cooper-pairs incapable of flipping the dot spin and therefore the Kondo effect and superconductivity constitute competing many-body effects.

Recent developments in techniques for fabrication of quantum dot systems have made it possible to produce S-QD-S systems [3, 4, 5, 6, 7] enabling experimental studies of this intriguing interplay. In carbon nanotubes [3], it was found that the Kondo-state persists when the energy needed for breaking the Cooper-pairs is compensated by the energy gained in forming the Kondo-state ($T_K > \Delta$). Here Δ is the gap of the superconducting leads. Otherwise the Kondo state is suppressed and the Kondo-induced increase in the linear conductance disappears.

Due to the superconductor gap, Δ , in the leads, the nonlinear conductance generally displays a quasi-particle tunneling peak at bias-voltages $|V_{sd}| = 2\Delta/e$. At smaller voltages, transport occurs through Andreev reflection (AR) processes where electrons impinging on a superconducting electrode are reflected as holes upon injecting a Cooper pair[8]. This basic mechanism gives rise to a rich subharmonic gap structure (SGS) in electrical transport measurements which has been studied extensively in superconducting weak links[9], break junctions [10], and for quantum dots outside the Kondo regime[11]. Nevertheless, no experimental study of the influence of Kondo correlations on the SGS has yet been

reported and this is the focus of the present work. We find that even when the Kondo-peak in the linear conductance is suppressed by the superconducting gap, a pronounced Kondo-enhancement of the leading sub-gap peak in dI/dV_{sd} emerges at $|V_{sd}| = \Delta/e$. We study the characteristics of this peak and attribute it to a Kondo-enhancement of the Andreev tunneling amplitude in dots with odd occupancy.

Our devices are based on semiconducting InAs nanowires grown by molecular beam epitaxy[12]. We have recently reported on the Kondo effect in nanowire devices with normal metal Ti/Au contacts[13] and the devices investigated in the present study are identical with the exception that a superconducting Ti/Al/Ti trilayer (10/60/10nm) is used for contacting[4]. The superconducting transition temperature $T_c \approx 750$ mK and critical magnetic field $B_c \approx 250$ mT of the contact trilayer are determined experimentally. Figure 1(a) shows a scanning electron micrograph of a device. The wire has a diameter $d \approx 70$ nm and the electrode separation is $L \approx 300$ nm. As in Ref. 13 the conductance of the wire can be controlled by applying a voltage V_g to the degenerately doped Si substrate which acts as a back gate for modulating the carrier concentration and barrier transparency. Below, we focus on the intermediate coupling regime appropriate for Kondo physics. The two-terminal conductance of the device is measured as a function of applied source-drain bias and gate potential using standard lock-in techniques.

We first characterize the device with the contacts in the normal state. Because of the high critical field of the Ti/Al/Ti contacts and the very large g -factor of InAs[13, 14] $g \approx 9$, driving the contacts normal with a magnetic field will significantly perturb the Kondo state[2]. Therefore, we study instead the device characteristics for temperatures above T_c . Figure 1(b) shows the linear conductance G as a function of V_g for temperatures 750 mK – 950 mK when the contacts are normal (solid lines). A series of overlapping Coulomb peaks are observed and the temperature dependence of the

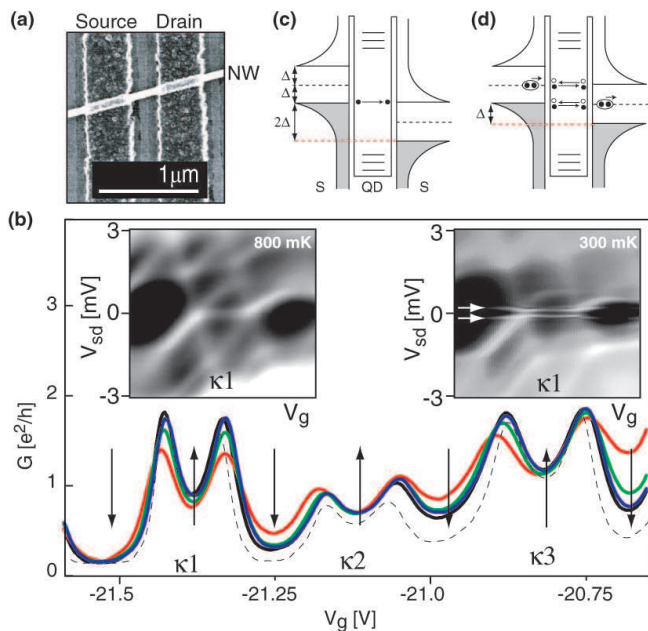


FIG. 1: (Color online) (a) Scanning electron micrograph of a typical nanowire device. (b) Linear conductance in the Kondo-regime for temperatures $T = 750$ mK (black) – $T = 950$ mK (red) and at 300 mK (dashed). The qualitative temperature dependence of the valley conductances for temperatures above T_c are indicated by arrows. The leftmost inset shows dI/dV_{sd} vs. V_{sd} and V_g for the region of κ_1 at 800 mK ($> T_c$) clearly showing the zero-bias Kondo ridge. At 300 mK, i.e., below T_c (rightmost inset) the Kondo ridge is suppressed. Instead, a double peak structure is observed as indicated by the arrows (see text). (c), (d) Schematic illustration of the processes which leads to peaks at $|V_{sd}| = 2\Delta/e$ (direct quasiparticle tunneling, (c)) and at $|V_{sd}| = \Delta/e$ (processes involving one Andreev reflection, (d)).

valley conductances are indicated by the arrows. In four valleys the conductance decreases upon lowering the temperature, as expected for Coulomb blockade. For the three valleys labeled $\kappa_1 - \kappa_3$ the opposite behavior is observed, signifying Kondo physics. The left inset is a grey scale plot of the differential conductance dI/dV_{sd} vs. V_g and V_{sd} (stability diagram) measured at 800 mK ($> T_c$). It shows the familiar pattern of Coulomb diamonds (charging energy $E_C \approx 1.5$ meV, level spacing $\Delta E \sim 1$ meV) and confirms the presence of a high conductance Kondo ridge around zero bias through the diamond κ_1 . The black dashed line shows G vs. V_g measured at 300 mK ($< T_c$). Instead of continuing their increase as expected for the Kondo effect (without superconductivity) the valley conductances G_v of $\kappa_1 - \kappa_3$ decrease below their values at 950 mK. This result is consistent with the findings of Ref. [3] and shows that the binding energy $\sim k_B T_K$ of the Kondo states $\kappa_1 - \kappa_3$ is lower than the binding energy of the superconducting Cooper pairs $\Delta \approx 1.75 k_B T_c$. Here k_B is Boltzmann's constant and the Kondo temperature T_K is therefore smaller than

$\Delta/k_B \approx 1.3$ K in all three charge-states $\kappa_1 - \kappa_3$ [15].

The suppression of the Kondo state is confirmed by the disappearance of the Kondo ridge in the stability diagram measured at 300 mK shown for κ_1 in the rightmost inset to Fig. 1(b). The finite bias peaks indicated by the arrows are observed throughout the stability diagram and appear symmetrically around $V_{sd} = 0$ V (see also Fig. 2). These are manifestations of the superconducting state of the contacts where peaks are expected at $|V_{sd}| = 2\Delta/e$ when the density of states at the gap edges line up as illustrated in Fig. 1(c). The transport for energies below the superconducting energy gap ($|V_{sd}| < 2\Delta/e$) is mediated by multiple Andreev reflections (MAR) and peaks in dI/dV_{sd} are expected each time a new Andreev process becomes accessible [9]. The stability diagram in Fig. 2(a) shows a detailed measurement of these low-bias features for the Coulomb diamonds of κ_1 and κ_2 . Close to the degeneracy points of the Coulomb diamonds a complicated peak structure is observed, since in this region the MAR occur resonantly through the gate-voltage dependent dot level [11, 16, 17].

We restrict our discussion to the middle region of the Coulomb diamonds where the peak positions are largely gate-independent and transport occurs by co-tunneling between the two superconductors. In this case, MAR

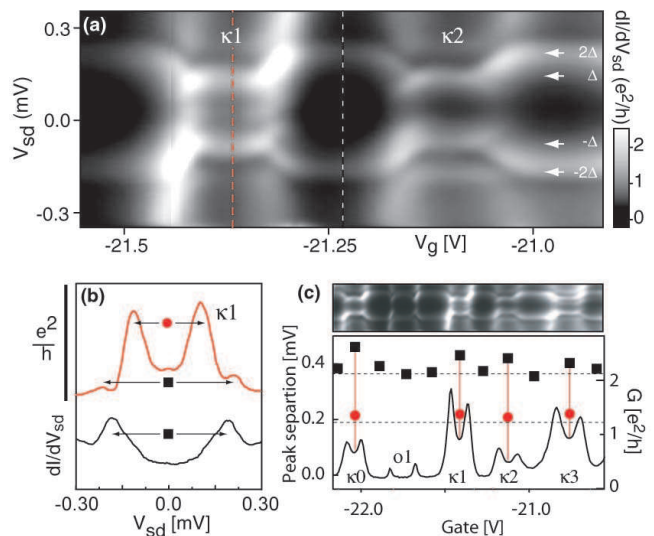


FIG. 2: (Color online) (a) Stability diagram for the V_g -region of κ_1 and κ_2 and $|V_{sd}| \leq 0.35$ mV exhibiting a pronounced even-odd periodicity in the sub-gap structure. The approximate positions of the dominant peaks at $V_{sd} = \pm\Delta/e, \pm 2\Delta/e$ are indicated. (b) dI/dV_{sd} vs. V_{sd} through the middle of two neighboring diamonds (lines in (a)) showing the enhanced peaks at $|V_{sd}| \approx \Delta/e$ for the Kondo-diamond (curves offset for clarity). (c) Bias spectroscopy for a larger V_g -region showing the enhanced Δ -peak for four Kondo diamonds. Main panel shows the linear conductance (rightmost axis) and the distance between $\pm\Delta$ and $\pm 2\Delta$ sub-gap peaks in the middle of the diamonds (leftmost axis, symbols as in (b)). Horizontal dashed lines indicate the position of 2Δ and 4Δ .

peaks are expected at $|V_{sd}| = 2\Delta/ne, n = 1, 2, \dots$ with intensities determined mainly by the effective transparency of the device. The process responsible for the peaks at $|V_{sd}| = \Delta/e$ ($n = 2$) involves one Andreev reflection and is shown schematically in Fig. 1(d). The black(lower) trace in Fig. 2(b) shows the differential conductance along the white dashed line in Fig. 2(a) through the middle of an even- N diamond. As expected, peaks are observed at $|V_{sd}| = 2\Delta/e$ with fainter shoulders at $|V_{sd}| = \Delta/e$. However, as seen in Fig. 2(a) the SGS in the odd- N diamonds of the suppressed Kondo ridges $\kappa 1$ and $\kappa 2$ is clearly modified. Unexpectedly, the peaks at $|V_{sd}| = \Delta/e$ are more than 5 times larger than the peaks at $|V_{sd}| = 2\Delta/e$ as emphasized by the red(upper) trace in Fig. 2(b) which shows a trace through the middle of the $\kappa 1$ -diamond. This contrasts the expectations for simple tunneling between the two superconductors, and the presence of the Kondo effect in the normal state points towards electron-electron correlations as the origin of the modified SGS[18].

Further support of the connection between the Kondo effect and the enhanced Δ -peak is provided in Fig. 2(c): The lower panel shows the linear conductance (right axis) at $V_{sd} = 0V$ over a V_g -range of 5 odd- N and 6 even- N Coulomb valleys. In the three odd- N valleys $\kappa 1 - \kappa 3$ from Fig. 1(b) and an additional one, $\kappa 0$, the Kondo effect was observed in the normal state, and as seen in the upper panel, the enhanced Δ -peak is observed in the SGS of each Coulomb diamond. In the remaining diamonds, including $\kappa 1$ with odd- N (which did not show the Kondo effect in the normal state), the conventional SGS is observed. Thus, the effect is connected to Kondo correlations rather than to the number of electrons on the dot. In the lower panel of Fig. 2(c) the separations between the -2Δ and $+2\Delta$ -peaks (squares), and between the $-\Delta$ and $+\Delta$ -peaks (circles) peaks are extracted for each Coulomb valley (left axis). The separations of the $\pm 2\Delta$ -peaks depends slightly on N and are increased in the κ -valleys with respect to the even- N values, however, the Δ -peaks in the κ -valleys always appear at exactly half the separation of the corresponding 2Δ -peaks.

One of the most distinct features of the conventional Kondo effect is provided by the temperature dependence of the Kondo ridge, and to investigate further the origin of the Δ -peak we have studied the temperature dependence of the SGS. Figure 3(a) shows dI/dV_{sd} vs. V_{sd} through the middle of $\kappa 1$ for temperatures 1700 mK – 310 mK. Upon lowering the temperature, the initial formation of the Kondo peak is observed for $T > T_c$, followed by the formation of the sub-gap peaks at $|V_{sd}| = \Delta/e$ with shoulders at $|V_{sd}| = 2\Delta/e$ for $T < T_c$. The peak positions follow the expected temperature dependence of the BCS gap $\Delta_{BCS}(T)$ (indicated by red lines). To allow for a better comparison of the evolution of the Δ and 2Δ peaks we include in panel (c) a similar measurement performed for a suppressed Kondo ridge in a different de-

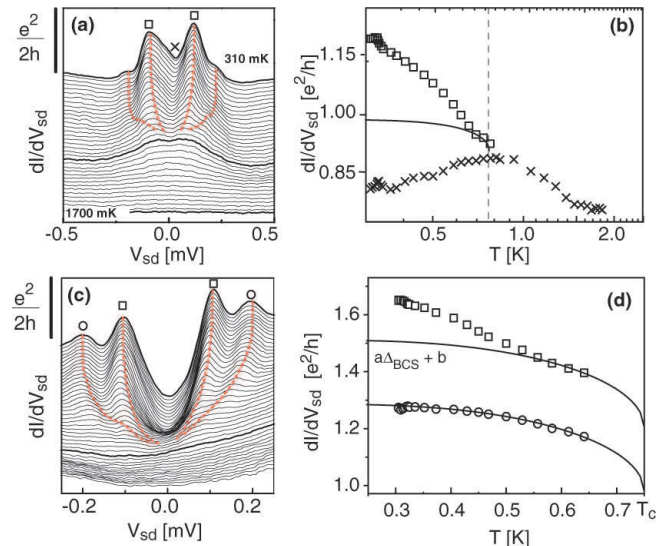


FIG. 3: (Color online) (a), dI/dV_{sd} vs. V_{sd} through $\kappa 1$ for different temperatures 310 mK - 1700 mK (offset for clarity). Bold trace shows the Kondo peak at $T = 800$ mK and the formation of the Δ/e -peak can be followed. Symbols correspond to traces in (b) showing the suppression of the valley conductance (crosses) and the continuing increase of the average heights of the Δ peaks below T_c (squares). Solid line shows a fit to the gap function $\Delta_{BCS}(T)$ expected in the absence of correlations. (c) Measurements as in (a) from another device. The Δ and 2Δ peaks can be clearly resolved and the average peak heights are extracted in (d). The evolution of the 2Δ peaks (circles) agree with $\Delta_{BCS}(T)$ (solid line), however, as in (b) the continued increase of the Δ -peak is not captured (squares, offset for clarity).

vice where the four peaks can be clearly distinguished. In panels (b) and (d) the temperature dependencies of the average peak heights and the valley conductances have been extracted. In both cases the Δ -peaks increase with roughly constant slope, whereas the 2Δ -peaks of the measurement in panel (c) saturate below ~ 0.5 K. In the absence of interactions the temperature dependence is governed by the gap, and we expect the measured peak heights to be proportional to $\Delta_{BCS}(T)$ [20]. The solid lines in (b),(d) show such fits and $\Delta_{BCS}(T)$ indeed describes the behavior of the 2Δ -peak in panel (d). For the enhanced Δ -peaks, however, the continuing strengthening for decreasing temperatures is not captured, thereby adding further evidence to the importance of correlations for the origin of these peaks.

In the middle of the Coulomb diamonds, charge-fluctuations are strongly suppressed and electrons traverse the dot via cotunneling processes with a tunneling amplitude of the order of $J_{LR} \sim t_L^* t_R / E_C$, where $t_{L,R}$ are the tunneling amplitudes from the dot to the two leads. This means that the even occupied dot can be viewed as an effective superconducting single-mode junction with transparency $\alpha \sim (\nu_F J_{LR})^2 \ll 1$, which has been studied in Ref. 19 (ν_F denotes the density

of states at the Fermi-levels). In single-mode junctions with low transparency, the quasiparticle tunneling conductance peak at $|V_{sd}| = 2\Delta/e$ dominates over the sub-gap peaks, as observed in our even Coulomb diamonds. In the case of odd occupation, however, transport occurs via *exchange*-(co)tunneling which gives rise to a Kondo-enhanced transparency of the order of $1/\ln^2(\Delta/k_B T_K)$. Since the leading sub-gap peak at $V_{sd} = \Delta/e$ can exceed the 2Δ -peak for moderate values of the transparency [19], our observations are consistent with a Kondo-enhanced transparency of the junction. This argument is valid only for $\Delta \gg k_B T_K$, but clearly the spin-full dot holds the premise for a Kondo-enhanced transparency, which provides a simple understanding of the Δ -peak dominating the 2Δ -peak in the odd diamonds which supported a Kondo resonance for temperatures above T_C .

The logarithmic enhancement of the transparency can be established from a poor man's scaling analysis [21] of the Kondo model with superconducting leads and $\Delta \gg k_B T_K$. The exchange coupling, $\nu_F J_{LR}$, grows stronger as the conduction electron bandwidth, D , is reduced, and terminates at $1/\ln(\Delta/k_B T_K)$ when D reaches Δ . Interestingly, the scaling also generates a new anomalous operator independent of the impurity spin. The effective low-energy (time-dependent) Hamiltonian thus contains an Andreev tunneling term, $A_T [e^{2i(\mu_L - \mu_R)t} \sum_{k', k} c_{Lk'\uparrow}^\dagger c_{Lk\downarrow}^\dagger + (L \leftrightarrow R)] + h.c.$, where $\mu_{L/R}$ denotes the chemical potentials and the explicit time-dependence from the applied bias has been gauged into a phase-factor on the electron-operators. The current is readily calculated to second order in A_T and sets in with a step at $V = \Delta$. Schematically, the coupled scaling equations for J and A_T take the form

$$\begin{aligned} \frac{dA_T}{d \ln D} &= -\frac{3}{4} \frac{\Delta}{D} J^2 - 4 \frac{\Delta}{D} A_T^2, \\ \frac{dJ}{d \ln D} &= -J^2 + 2 \frac{\Delta}{D} J A_T, \end{aligned}$$

leaving out all lead-indices (L, R) and step-functions determining the energy-scales beyond which the various terms no longer contribute to the flow. For $D \gg \Delta$, only J grows logarithmically whereas the flow of A_T is prohibited by extra factors of Δ/D deriving from the virtual propagation of a Cooper-pair near the band edge. For $D \ll \Delta$, however, these factors of Δ/D would rather enhance the flow and lead to a divergence of A_T . We postpone the full analysis of these scaling equations to a future publication [22], and merely note here that the alignment of Fermi-level with gap-edge for $|V_{sd}| = \Delta/e$ might permit the flow to continue to strong coupling, which in turn may lead to the anomalous temperature dependence which we observe for the Δ -peak height. Further analysis of the finite-bias scaling equations will clarify this issue. Finally, we note that the Andreev-tunneling operator is also generated in the even diamonds by simple potential scattering, but in this case the J^2 -term driving the en-

hancement of the transparency is missing.

In summary, we have discovered a pronounced alternation of the strength of the leading sub-gap conductance peak between even and odd occupied quantum dots coupled to superconducting leads. We have observed this effect in 15 suppressed Kondo ridges in two different devices. We ascribe the enhancement of the Δ -peaks for odd occupations to a Kondo-enhanced Andreev tunneling amplitude. Furthermore, we have found that, unlike the 2Δ -peak, the Δ -peak height does not saturate with $\Delta(T)$ when lowering the temperature.

Note: After completing this work, we have become aware of an independent, parallel study of the above phenomenon in a different materials system, carbon nanotubes, by A. Eichler *et al.* [23].

Acknowledgement This work was supported by the EC FP6 funding (Project FP6-IST-003673) and the Danish Agency for Science, Technology and Innovation.

-
- [1] D. Goldhaber-Gordon *et al.*, Nature **391**, 156 (1998).
 - [2] L. P. Kouwenhoven and L. I. Glazman, Phys. World **14**, 33 (2001).
 - [3] M. R. Buitelaar, T. Nussbaumer, and C. Schönenberger, Phys. Rev. Lett. **89**, 256801 (2002).
 - [4] Y. J. Doh *et al.*, Science **309**, 272 (2005).
 - [5] J. A. van Dam *et al.*, Nature, **442**, 667 (2006).
 - [6] H. I. Jørgensen *et al.*, Phys. Rev. Lett. **96**, 207003 (2006).
 - [7] P. Jarillo-Herrero, J. A. van Dam, and L. P. Kouwenhoven, Nature **439**, 953 (2006).
 - [8] N. F. Andreev, Sov. Phys. JETP **19**, 1228 (1964).
 - [9] M. Octavio, M. Tinkham, G. E. Blonder, and T. M. Klapwijk, Phys. Rev. B **27**, 6739 (1983); K. Flensberg, J. B. Hansen, and M. Octavio, Phys. Rev. B **38**, 8707-8711 (1988).
 - [10] E. Scheer *et al.*, Phys. Rev. Lett. **78**, 3535 (1997).
 - [11] M. R. Buitelaar *et al.*, Phys. Rev. Lett. **91**, 057005 (2003).
 - [12] M. Aagesen, *et al.* in preparation.
 - [13] T. S. Jespersen *et al.*, Phys. Rev. B **74**, 233304 (2006).
 - [14] M. T. Björk *et al.*, Phys. Rev. B **72**, 201307(R) (2005).
 - [15] In agreement with Ref. [3] we have also observed Kondo ridges that survive the transition to superconducting contacts and are further enhanced by the superconductor as expected for $T_K > \Delta/k_B$.
 - [16] A. L. Yeyati, J. C. Cuevas, A. López-Dávalos, and A. Martin-Rodero, Phys. Rev. B **55**, R6137 (1997).
 - [17] G. Johansson, E. N. Bratus, V. S. Shumeiko, and G. Wendin, Phys. Rev. B **60**, 1382 (1999).
 - [18] We note, that a similar enhanced Δ/e -peak in the SGS of a carbon nanotube QD is evident in Refs. 3, 11 and in K. Grove-Rasmussen, H. I. Jørgensen, P.E. Lindelof, cond-mat/0601371; Proc. Int. Symp. on Mesoscopic Superconductivity and Spintronics 2006, (World Scientific Publishing, 2007), where possible connection to Kondo effect was suggested but no conclusions drawn.
 - [19] D. Averin and A. Bardas, Phys. Rev. Lett. **75**, 1831 (1995); E. N. Bratus, V. S. Shumeiko, and G. Wendin, Phys. Rev. Lett. **74**, 2110 (1995); J. C. Cuevas, A. Martin-Rodero, and A. L. Yeyati, Phys. Rev. B **54**, 7366 (1996).
 - [20] E. L. Wolf, Principles of Electron Tunneling Spec-

- troscopy, (Oxford University Press, 1985), p. 113.
- [21] P. W. Anderson, *J. Phys. C* **3**, 2436 (1966).
- [22] J. Paaske, B. M. Andersen and K. Flensberg (unpublished).
- [23] A. Eichler, *et al.*, cond-mat/0703082.