

Aspect-Ratio Scaling of Domain Wall Entropy for the 2D $\pm J$ Ising Spin Glass

Ronald Fisch*

382 Willowbrook Dr.

North Brunswick, NJ 08902

(Dated: July 7, 2018)

Abstract

The ground state entropy of the 2D Ising spin glass with $+1$ and -1 bonds is studied for $L \times M$ square lattices with $L \leq M$ and $p = 0.5$, where p is the fraction of negative bonds, using periodic and/or antiperiodic boundary conditions. From this we obtain the domain wall entropy as a function of L and M . It is found that for domain walls which run in the short, L direction, there are finite-size scaling functions which depend on the ratio M/L^{d_S} , where $d_S = 1.22 \pm 0.01$. When M is larger than L , very different scaling forms are found for odd L and even L . For the zero-energy domain walls, which occur when L is even, the probability distribution of domain wall entropy becomes highly singular, and apparently multifractal, as M/L^{d_S} becomes large.

PACS numbers: 75.10.Nr, 75.40.Mg, 75.60.Ch, 05.50.+q

I. INTRODUCTION

Recently, a series of unexpected results and conjectures^{1,2,3,4} has provided a new perspective on the nature of the two-dimensional (2D) Ising spin glass. These results indicate that for the case in which the bonds are chosen randomly to have values of $\pm J$ conformal invariance² and gauge invariance^{5,6} combine to create a set of remarkable properties. In this work we will present more such remarkable properties of the model, and find a numerical result which seems to rule out some of these proposals.

The Hamiltonian of the Edwards-Anderson spin-glass model⁷ for Ising spins is

$$H = - \sum_{\langle ij \rangle} J_{ij} \sigma_i \sigma_j, \quad (1)$$

where each spin σ_i is a dynamical variable which has two allowed states, $+1$ and -1 . The $\langle ij \rangle$ indicates a sum over nearest neighbors on a simple square lattice of size $L \times M$. We choose each bond J_{ij} to be an independent identically distributed quenched random variable, with the probability distribution

$$P(J_{ij}) = p\delta(J_{ij} + 1) + (1 - p)\delta(J_{ij} - 1), \quad (2)$$

so that we actually set $J = 1$, as usual. Thus p is these concentration of antiferromagnetic bonds, and $(1 - p)$ is the concentration of ferromagnetic bonds. In this work we will study the case $p = 0.5$, for which the average of $P(J_{ij})$ is zero.

In two dimensions (2D), the spin-glass phase is not stable at finite temperature. Because of this, it is necessary to treat cases with continuous distributions of energies (CDE) and cases with quantized distributions of energies (QDE) separately.^{8,9}

Amoruso, Hartmann, Hastings and Moore² have proposed that in 2D there is a relation

$$d_S = 1 + \frac{3}{4(3 + \theta_E)}, \quad (3)$$

where d_S is the fractal dimension of domain walls, and θ_E is the exponent which characterizes the scaling of the domain wall energy, E_{dw} , with size. For the CDE case, the existing numerical estimates^{2,10} of d_S and θ_E satisfy Eqn. (3).

For the QDE case, it is known that $\theta_E = 0$.^{9,11} Using Eqn. (3) then gives $d_S = 1.25$. The derivation of Eqn. (3) assumes that the critical exponent η for the scaling of spin-glass correlations is equal to zero, however. This appears to fail in the QDE case.^{12,13,14}

As pointed out by Wang, Harrington and Preskill,¹⁵ domain walls of zero energy which cross the entire sample play a special role when the boundary conditions are periodic and/or antiperiodic in both directions and the energy is quantized. In the work presented here, we will find that the properties of these $E_{dw} = 0$ domain walls are very special indeed.

II. NUMERICAL RESULTS FOR GROUND STATE ENTROPY

We will analyze data for the domain wall entropy, S_{dw} , for the ground states (GS) of 2D Ising spin glasses obtained using a slightly modified version of the computer program of Galluccio, Loebbl and Vondrák,^{16,17} which is based on the Pfaffian method. The Pfaffians are calculated using a fast exact integer arithmetic procedure, coded in C++. Thus, there is no roundoff error in the calculation until the double precision logarithm is taken to obtain S_{dw} . This extended precision is essential, in order to obtain meaningful results for entropy differences for large values of L and M . An earlier version of this calculation³ was limited to $L \times L$ lattices.

We define the GS entropy to be the natural logarithm of the number of ground states. For each sample the GS energy and GS entropy were calculated for the four combinations of periodic (P) and antiperiodic (A) toroidal boundary conditions along each of the two axes of the square lattice. We will refer to these as PP, PA, AP and AA. The computer program treats the two lattice directions on an equal footing. Therefore we assume, without loss of generality, that $L \leq M$.

For each lattice size $L \times M$ which was studied, 500 samples of the random bonds were used to calculate statistical averages for quantities of interest. In Fig. 1 we show the average GS entropy $[S_0(L, M)]$ per spin, where the brackets $[]$ indicate an average over random samples of the J_{ij} , for a large number of sizes $L \times M$. The values of M shown here are chosen to be $2n + 1$, where n is 0, 1, 2 Thus for these lattices L and M are either both odd or both even. We see that the behaviors for odd L and even L are distinct. When the aspect ratio, $R = M/L$ becomes large, $[S_0(L, M)]$ for the lattices with odd L approaches $S_0(\infty, \infty)$ from below, while for even L it approaches this limit from above. R functions as a control parameter which takes us from the $L \times L$ systems, for which $[S_0]$ falls on a single curve for both odd L and even L ,³ to the $L \times \infty$ systems, for which $[S_0]$ has distinct behaviors for odd L and even L .

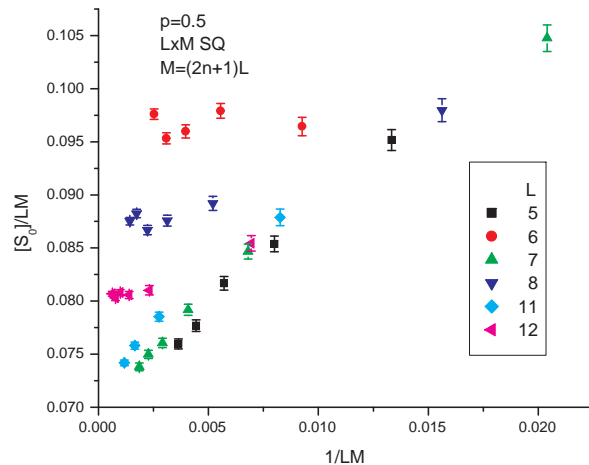


FIG. 1: (color online) Average GS entropy per spin, $[S_0]/LM$ vs. $1/LM$, for $L \times M$ lattices. The error bars indicate one standard deviation statistical errors.

We define domain walls for the spin glass as it was done in the seminal work of McMillan.¹⁸ We look at differences between two samples with the same set of bonds, and the same boundary conditions in one direction, but different boundary conditions in the other direction. Thus, for each set of bonds we obtain domain wall data from the four pairs (PP,PA), (PP,AP), (AA,PA) and (AA,AP). For each size $L \times M$ we have 1000 data points for the short (horizontal) direction, and another 1000 data points for the long (vertical) direction.

The domain-wall renormalization group¹⁹ is based on the idea that we are studying an effective coupling constant which is changing with L and M . For the CDE case²⁰ we can use the domain wall energy, E_{dw} , which is defined to be the change in the GS energy when the boundary condition is changed along one direction from P to A (or vice versa), with the boundary condition in the other direction remaining fixed, as the coupling constant. For the QDE case, what we need to do is a slight generalization of this idea. We should think of the coupling constant as the free energy at some infinitesimal temperature. When we do this, the entropy contributes to the coupling constant.

The domain wall entropy, S_{dw} , is defined³ to be the change in S_0 when the boundary condition is changed along one direction from P to A (or vice versa), with the boundary condition in the other direction remaining fixed. As long as $E_{dw} > 0$, the two boundary conditions which we are comparing are not on an equal footing. At a fixed aspect ratio, $[S_{dw}]$ is expected to increase as a positive power of L for any $E_{dw} > 0$. Therefore, these

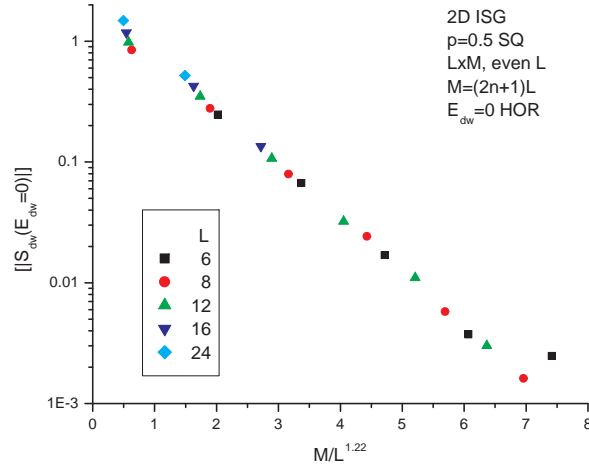


FIG. 2: (color online) Finite-size scaling function for $|[S_{dw}(L, M)]|$ vs. $M/L^{1.22}$ for $E_{dw} = 0$ domain walls which run in the L direction. The y -axis is scaled logarithmically.

coupling constants must eventually, at large enough L , be controlled by $[S_{dw}]$ for any $T > 0$. Of course, the value of L which is needed for this to happen depends in T .

As Wang, Harrington and Preskill¹⁵ express the situation, an $E_{dw} > 0$ domain wall does not destroy the topological long-range order. However, in the $E_{dw} = 0$ case the two boundary conditions are on an equal footing, and the topological order is destroyed. The probability distribution of S_{dw} for the cases where $E_{dw} = 0$ should be symmetric about 0, and our statistics are consistent with this. Therefore the $E_{dw} = 0$ class of domain walls can be expected to behave in a special way.

It is important to realize that the meaning of a domain wall is very different when S_0 is positive, as in the model we study here, as compared to the typical case of a doubly degenerate ground state. In the case of two-fold degeneracy one can identify a line of bonds which forms a boundary between regions of spins belonging to the two different ground states. It is not possible, in general, to do that when there are many ground states. Despite this, we continue to use the term “domain wall”.

III. S_{dw} FOR EVEN L

When L is even, the energy difference, E_{dw} , for any pair of GS for which the boundary conditions are changed in the horizontal direction, with the boundary conditions in the ver-

tical direction remaining fixed, must be a multiple of 4. When L is odd and the boundary conditions are changed in this way, E_{dw} is $4n + 2$, where n is an integer.^{3,8} Equivalent statements are true for odd and even M , with the roles of the horizontal and vertical boundary conditions interchanged. The sign of E_{dw} for a McMillan pair is essentially arbitrary for $p = 1/2$. Thus we can, without loss of generality, choose all of the domain-wall energies to be non-negative.

The probability distribution for E_{dw} is a strong function of the aspect ratio of the lattice. When L is even the probability that $E_{dw} \neq 0$ goes exponentially to 0, as a function of R .²¹ Similarly when L is odd we find that the probability that $E_{dw} \neq 2$ goes exponentially to zero as R increases. However, the difference between even L and odd L for large R turns out to be profound.

For the $E_{dw} = 0$ case it is convenient to study $|S_{dw}|$, since the distribution is symmetric about zero. In Fig. 2 we display a scaling function for the behavior of $||S_{dw}||$ versus M/L^{d_S} , for domain walls which run in the (L) direction, with

$$d_S = 1.22 \pm 0.01, \quad (4)$$

where the error estimate is a one-standard-deviation statistical error. This estimate of d_S is obtained from comparing the behavior of the $L = 8$ data and the $L = 12$ data as a function of M , and requiring that the slopes in Fig. 2 should be identical. Thus we find that the true value of d_S is probably less than 1.25, and the possibility that d_S is the same for the QDE case as the CDE case,¹ for which d_S is approximately 1.27,²² appears to be ruled out.

The naive choice of scaling variable, $R = M/L$, fails to produce a satisfactory data collapse for data with differing values of L . L^{d_S} is the effective length of a domain wall for this model. It is intuitively reasonable that the domain wall entropy should be proportional to the length of the domain wall, rather than L . Although such data are not displayed here, we have found that when $M > L$ the results for odd M with even L also fall on the scaling curve shown in Fig. 2.

Recently, Melchert and Hartmann²³ have attempted to calculate the scaling exponent for the length of domain walls for this model directly. They were unable to determine a precise value, however, due to the high ground state degeneracy and the fact that their algorithm does not select a ground state randomly. Similar results for hexagonal lattices have been given by Weigel and Johnston.²⁴

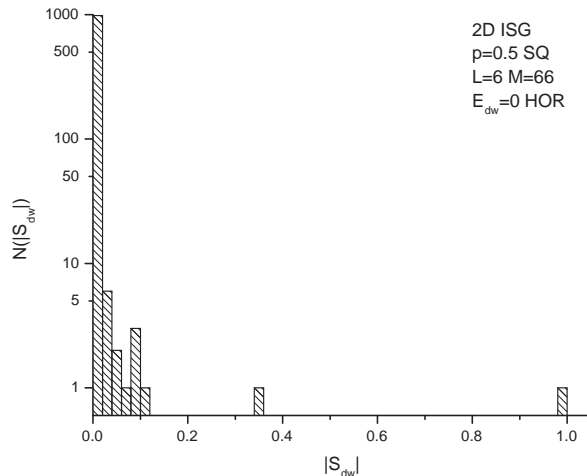


FIG. 3: Histogram of the probability distribution of $[|S_{dw}(6, 66)|]$ for $E_{dw} = 0$ domain walls which run in the L direction. The y -axis is scaled logarithmically.

It is remarkable that $[|S_{dw}|]$ is falling exponentially as a function of the variable M/L^{d_S} . There is no L -dependent scale factor for the y -axis. This is the *total* $|S_{dw}|$ for the entire $L \times M$ lattice. This behavior indicates that the zero-energy domain walls which encircle the lattice in the short direction must become strongly correlated as R becomes large. Because the Hamiltonian does not contain any explicit long-range interactions, the mechanism by which this occurs is not trivial to understand.

As M/L^{d_S} increases, the distribution of $[|S_{dw}|]$ becomes increasingly singular. The last point shown in Fig. 2 is above the trend because it is dominated by a single data point. To make this issue concrete, in Fig. 3 we show the histogram of the probability distribution for this point, $|S_{dw}(6, 66)|$. The domination of the mean of this distribution by the point at the far right of the histogram is obvious by inspection. To demonstrate that this is typical behavior, we show the corresponding histogram for $|S_{dw}(12, 132)|$, which is not off the trend line, in Fig. 4.

As the reader may have already noticed, no statistical error bars are given for the data points in Fig. 2. In order to give a meaningful estimate of such statistical errors for these probability distributions, we would need to know what the analytical forms of the probability distributions are. We do not have this information. The statistical error estimate for d_S comes from fitting the observed fluctuations of the data points from the trend line. For this

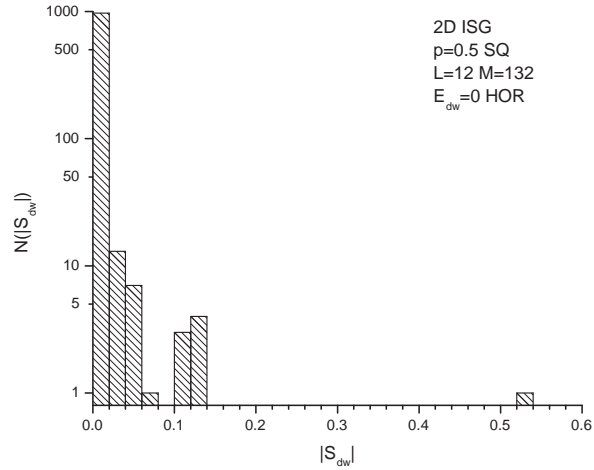


FIG. 4: Histogram of the probability distribution of $[|S_{dw}(12, 132)|]$ for $E_{dw} = 0$ domain walls which run in the L direction. The y -axis is scaled logarithmically.

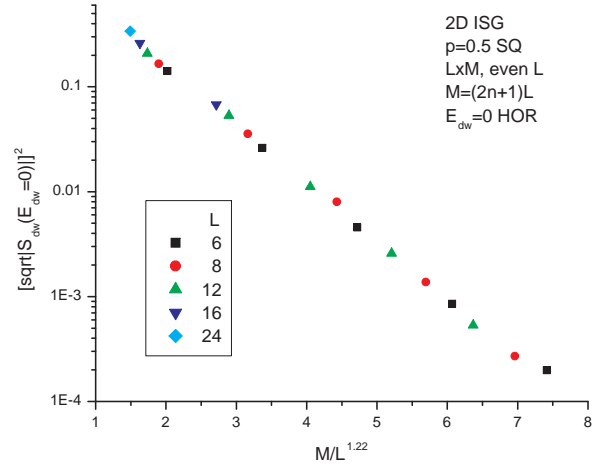


FIG. 5: (color online) Finite-size scaling function for $[\sqrt{|S_{dw}(L, M)|}]^2$ vs. $M/L^{1.22}$ for $E_{dw} = 0$ domain walls which run in the L direction. The y -axis is scaled logarithmically.

we do not need to know the statistical errors of the individual data points.

Because the probability distributions of $|S_{dw}|$ become so singular in the limit of large R , they appear to be multifractal²⁵. One way of seeing this is to calculate the fractional moments

$$|S_{dw}(L, M)|_q = [|S_{dw}(L, M)|^{1/q}]^q, \quad (5)$$

for $q = 1, 2, 3 \dots$ when $R > 1$ for the $E_{dw} = 0$ domain walls which run in the L direction. If $|S_{dw}|$ was controlled by a single length scale, the slopes of the scaling functions for $|S_{dw}(L, M)|_q$, analogous to the $q = 1$ case shown in Fig. 2, would be identical (within statistical errors). When one does this calculation, however, one finds that the rate at which $|S_{dw}(L, M)|_q$ decays exponentially to zero as M/L^{d_S} increases is an increasing function of q . The results for $q = 2$ are shown in Fig. 5. It is clear that the data points are falling faster as $M/L^{1.22}$ increases for $q = 2$ than they do for $q = 1$. (Note that the scales on the axes of Fig. 5 are different from those of Fig. 2.) This trend continues for larger values of q .

The probability distributions for $|S_{dw}|$ of $E_{dw} = 0$ domain walls are thus inconsistent with any single-length scaling hypothesis. The author believes that this behavior arises from the fact that the eigenvectors of the susceptibility matrix must be Anderson-localized in 2D.²⁶ Multifractal behavior is a natural result of disorder-induced localization.²⁵

In an earlier work,³ the author calculated the finite-size scaling behavior of $|S_{dw}|$ for $E_{dw} = 0$ domain walls on $L \times L$ square lattices. It was found there that the exponent θ_S for the scaling of the width of the probability distributions for $|S_{dw}|$ depends on $E_{dw} = 0$. For $E_{dw} = 0$ domain walls

$$\theta_S(E_{dw} = 0) = 0.500 \pm 0.020. \quad (6)$$

According to the droplet model, one expects $d_S = 2\theta_S$.²⁷ The value of d_S which we have found here is clearly inconsistent with this relation for $E_{dw} = 0$. The reason for this is the special symmetry of the $E_{dw} = 0$ domain walls, as discussed in the earlier work.³

IV. S_{dw} FOR ODD L

For odd L with the boundary conditions we are using, E_{dw} cannot be zero for domain walls which run in the L direction. When E_{dw} is not zero, the relative signs of E_{dw} and S_{dw} are not arbitrary. Having chosen E_{dw} to be positive, we then find that S_{dw} is also usually positive.³ In Fig. 6 we show the finite-size scaling of $[S_{dw}(L, M)]$ for the $E_{dw} = 2$ domain walls which run in the L direction. In order to make the data for different values of L fall on a common curve, it is necessary to include a y -axis scale factor of $L^{-1/2}$. The scaling variable again appears to be M/L^{d_S} , with the same value of d_S as before, although our uncertainty in the value of d_S is larger for odd L . The behavior seems to be a power-law increase, with an slope close to 0.30. The contrast of this behavior with the exponential decrease which

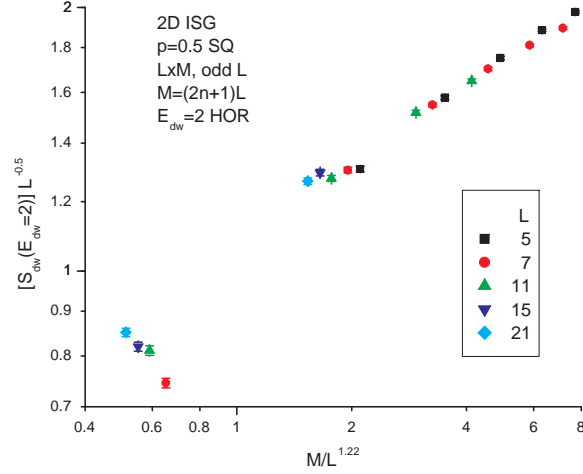


FIG. 6: (color online) Finite-size scaling function for $[S_{dw}(L, M)]L^{-0.5}$ vs. $M/L^{1.22}$ for $E_{dw} = 2$ domain walls which run in the L direction, log-log plot.

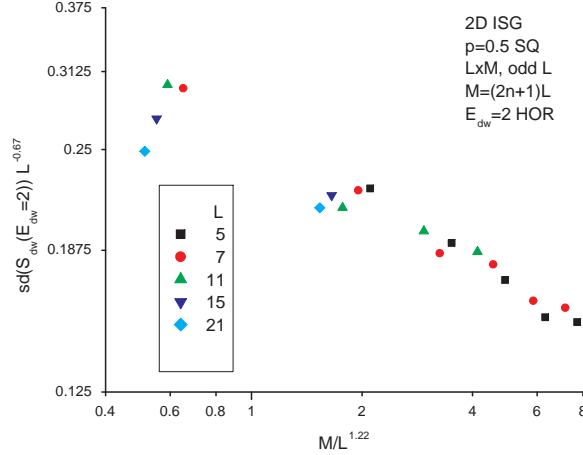


FIG. 7: (color online) Finite-size scaling function for the standard deviation, $sd(S_{dw}(L, M))L^{-0.67}$ vs. $M/L^{1.22}$ for $E_{dw} = 2$ domain walls which run in the L direction, log-log plot.

we found for the $E_{dw} = 0$ walls could hardly be greater.

In Fig. 7 we show the finite-size scaling behavior for the widths of the same $E_{dw} = 2$ $S_{dw}(L, M)$ distributions, as parameterized by their standard deviations. The y -axis scale factor for data collapse appears to be $L^{-2/3}$ in this case. The behavior again appears to be a power-law in M/L^{ds} . The slope in this case is approximately -0.30 . Thus the widths

of these $S_{dw}(L, M)$ distributions should eventually become small compared to their average values as R increases.

For domain walls that run in the long, M direction, the probability that $E_{dw} = 0$ goes to zero as $R \rightarrow \infty$.²⁸ We do not expect any anomalous behavior for the “long” domain walls. All of the results found here are consistent with the conclusion³ that in this model there seem to be two distinct classes of domain walls, the $E_{dw} = 0$ domain walls and the $E_{dw} > 0$ domain walls.

The alert reader has noticed that the sizes of the lattices for which we have data when L is odd are more limited than in the even L case. This is because the Vondrák code runs about a factor of four faster if both L and M are even, due to symmetry properties of the Pfaffians.

V. SUMMARY

We have studied the statistics of domain walls for ground states of the 2D Ising spin glass with $+1$ and -1 bonds for $L \times M$ square lattices with $p = 0.5$, where p is the fraction of negative bonds, using periodic and/or antiperiodic boundary conditions, for both even and odd L and M , where $L \leq M$. The probability distributions of domain wall entropy, $S_{dw}(L, M)$, are found to depend strongly on E_{dw} , and therefore on whether L is odd or even. Finite-size scaling forms are found which are functions of the variable M/L^{d_S} , where $d_S = 1.22 \pm 0.01$. When the aspect ratio becomes large, the distribution of S_{dw} for zero-energy domain walls which encircle the lattice in the short direction becomes multifractal.

Acknowledgments

The author thanks J. Vondrák for providing a copy of his computer code, and for help in learning how to use it. He is grateful to A. K. Hartmann, D. A. Huse and M. A. Moore for helpful discussions, and to the Physics Department of Princeton University for providing use of the computers on which the data were obtained.

* ron@princeton.edu

- ¹ T. Jörg, J. Lukic, E. Marinari and O. C. Martin, Phys. Rev. Lett. **96**, 237205 (2006).
- ² C. Amoruso, A. K. Hartmann, M. B. Hastings and M. A. Moore, Phys. Rev. Lett. **97**, 267202 (2006).
- ³ R. Fisch, J. Stat. Phys. **125**, 793 (2006).
- ⁴ R. Fisch, J. Stat. Phys. **128**, 1113 (2007).
- ⁵ G. Toulouse, Commun. Phys. **2**, 115 (1997).
- ⁶ M. B. Hastings and X.-G. Wen, Phys. Rev. B **72**, 045141 (2005).
- ⁷ S. F. Edwards and P. W. Anderson, J. Phys. F **5**, 965 (1975).
- ⁸ A. J. Bray and M. A. Moore, in *Heidelberg Colloquium on Glassy Dynamics*, J. L. van Hemmen and I. Morgenstern, ed., (Springer, Berlin, 1986), pp. 121-153.
- ⁹ C. Amoruso, E. Marinari, O. C. Martin and A. Pagnani, Phys. Rev. Lett. **91**, 087201 (2003).
- ¹⁰ D. Bernard, P. Le Doussal and A. A. Middleton, Phys. Rev. B **76**, 020403(R) (2007).
- ¹¹ A. K. Hartmann and A. P. Young, Phys. Rev. B **64**, 180404(R) (2001).
- ¹² H. G. Katzgraber and L. W. Lee, Phys. Rev. B **71**, 134404 (2005).
- ¹³ J Poulter and J. A. Blackman, Phys. Rev. B **72**, 104422 (2005).
- ¹⁴ A. K. Hartmann, arXiv:0704.2748.
- ¹⁵ C. Wang, J. Harrington and J. Preskill, Ann. Phys. (N.Y.) **303**, 31 (2003).
- ¹⁶ A. Galluccio, M. Loebl and J. Vondrák, Phys. Rev. Lett. **84**, 5924 (2000).
- ¹⁷ A. Galluccio, M. Loebl and J. Vondrák, Math. Program., Ser. A **90**, 273 (2001).
- ¹⁸ W. L. McMillan, Phys. Rev. B **29**, 4026 (1984).
- ¹⁹ W. L. McMillan, J. Phys. C **17**, 3179 (1984).
- ²⁰ A. C. Carter, A. J. Bray, and M. A. Moore, Phys. Rev. Lett. **88**, 077201 (2002).
- ²¹ A. K. Hartmann, A. J. Bray, A. C. Carter, M. A. Moore and A. P. Young, Phys. Rev. B **66**, 224401 (2002).
- ²² R. Fisch, arXiv:0705.0046.
- ²³ O. Melchert and A. K. Hartmann, arXiv:0704.2004.
- ²⁴ M. Weigel and D. Johnston, Phys. Rev. B **76**, 054408 (2007).
- ²⁵ G. Paladin and A. Vulpiani, Phys. Rev. B **35**, 2015 (1987).
- ²⁶ P. W. Anderson, in *Ill-Condensed Matter*, R. Balian, R. Maynard and G. Toulouse, ed., (North-Holland, Amsterdam, 1979), pp. 214-261.
- ²⁷ D. S. Fisher and D. A. Huse, Phys. Rev. B **38**, 386 (1988).

²⁸ R. Fisch and A. K. Hartmann, Phys. Rev. B **75**, 174415 (2007).