

Power injected in a granular gas

Paolo Visco^a, Andrea Puglisi^b, Alain Barrat^c, Emmanuel Trizac^d, Frédéric van Wijland^a

^a*Laboratoire Matière et Systèmes Complexes, (CNRS UMR7057), Université de Paris VII – Denis Diderot, 10 rue Alice Domon et Léonie Duquet, 75205 Paris cedex 13, France*

^b*Dipartimento di Fisica, Università La Sapienza, Piazzale A. Moro 2, 00185, Rome, Italy*

^c*Laboratoire de Physique Théorique (CNRS UMR8627), Bâtiment 210, Université Paris-Sud, 91405 Orsay cedex, France*

^d*Laboratoire de Physique Théorique et Modèles Statistiques (CNRS UMR8626), Bâtiment 100, Université Paris-Sud, 91405 Orsay cedex, France*

Received *****; accepted after revision +++++

Abstract

A granular gas may be modeled as a set of hard-spheres undergoing inelastic collisions; its microscopic dynamics is thus strongly irreversible. As pointed out in several experimental works bearing on turbulent flows or granular materials, the power injected in a dissipative system to sustain a steady-state over an asymptotically large time window is a central observable. We describe an analytic approach allowing us to determine the full distribution of the power injected in a granular gas within a steady-state resulting from subjecting each particle independently either to a random force (stochastic thermostat) or to a deterministic force proportional to its velocity (Gaussian thermostat). We provide an analysis of our results in the light of the relevance, for other types of systems, of the injected power to fluctuation relations.

Résumé

Puissance injectée dans un gaz granulaire. Un gaz granulaire est assimilé à une assemblée de sphères dures inélastiques, ce qui confère à sa dynamique microscopique un caractère fortement irréversible. Ainsi que suggéré par plusieurs travaux expérimentaux, réalisés sur des fluides turbulents ou granulaires, la puissance injectée dans ces systèmes pour les maintenir dans un état stationnaire sur une grande fenêtre temporelle est une observable de choix. Nous présentons une méthode analytique permettant d'accéder à la distribution de la puissance injectée dans un gaz granulaire au sein d'un état stationnaire obtenu en soumettant chaque particule soit à une force aléatoire (thermostat stochastique), soit à une force déterministe proportionnelle à sa vitesse (thermostat gaussien). Nous analysons nos résultats à la lumière du rôle joué, dans d'autres types de systèmes, par la puissance injectée dans le contexte des relations de fluctuation.

Key words: granular gas; large deviations; nonequilibrium steady-state

Mots-clés : gaz granulaire; grandes déviations; état stationnaire hors de l'équilibre

Email addresses: Paolo.Visco@th.u-psud.fr (Paolo Visco), andrea.puglisi@roma1.infn.it (Andrea Puglisi), Alain.Barrat@th.u-psud.fr (Alain Barrat), Emmanuel.Trizac@lptms.u-psud.fr (Emmanuel Trizac), Frederic.van-Wijland@th.u-psud.fr (Frédéric van Wijland).

1. Motivations

One of the lessons of thermodynamics is that in order to characterize the macroscopic properties of systems in equilibrium only a few numbers of well-chosen variables are necessary. Intensive state functions, like the free energy per unit volume, depending on intensive variables only (like temperature and density), can then be used to determine *e.g.* the system's phase diagram. Statistical mechanics is the theory that precisely allows to bridge the microscopics to the interesting macroscopic behavior, which it does by bypassing the details of the dynamical rules governing the time evolution of the system at hand. The outcome of its machinery lies in the determination of the much sought after state functions.

Unfortunately, for systems that are in steady-states without being in equilibrium, no such theory exists. As long as the dynamics breaks the detailed balance condition, steady-state properties will strongly depend on the details of the microscopic evolution rules, and any statistical mechanical approach must incorporate those. Yet, a few guiding principles inherited from equilibrium thermodynamics can be saved. We shall illustrate this on the example of the granular gas, that we model as an assembly of hard-spheres interacting only through inelastic collisions. The irreversible dissipation of energy is compensated by an energy injection mechanism –two such will be presented in the sequel– that maintains the gas in a steady-state, with time translation invariant properties. Our interest goes to the total energy $W(t)$ injected by the heating mechanism over an asymptotically large time window $[0, t]$. This is a space integrated quantity, as it takes into account the work performed on each individual particle over $[0, t]$. That W is a space extensive quantity means that its properties will not be too sensitive to the microscopic details of the interactions. The key-role of the dynamics is taken into account in the time extensivity of W , but again with the hope that irrelevant details will be smoothed out through time integration. These arguments have already been put forward in a series of experimental and theoretical works bearing on turbulent flows, convection experiments, or on granular materials themselves. The belief is that global, *i.e.* space and time integrated, observables, more than local response functions, will allow comparing systems as far apart as turbulent flows or granular gases whose dynamics nevertheless share strongly dissipative features, and that the theorist craves to unite within a common framework.

In the present work we shall focus on the probability distribution function (pdf) $P(W, t)$ of W , as well as on its related generating function $\hat{P}(\lambda, t) = \langle e^{-\lambda W} \rangle$. More specifically, our efforts will be devoted to determining the corresponding large deviation functions defined by

$$\pi(w) = \lim_{t \rightarrow \infty} \frac{1}{t} \ln P(W = w, t), \quad \mu(\lambda) = \lim_{t \rightarrow \infty} \frac{1}{t} \ln \hat{P}(\lambda, t) \quad (1)$$

As has been recognized long ago [1], $\pi(w)$, or $\mu(\lambda)$, which are related by a Legendre transform $\pi(w) = \max_{\lambda} \{\mu(\lambda) + \lambda w\}$, play the role of intensive dynamical free energies, solely depending on intensive variables, like $w(t) = \frac{W(t)}{t}$, the fluctuating time averaged injected work.

It also turns out that in other classes of dynamical systems, the power injected by the heating mechanism can be related to the entropy current flowing into the system, whose large deviation function (ldf) has been shown to possess an important symmetry property: this is the celebrated fluctuation theorem [2,3]. While a crucial hypothesis underlying its demonstration in the aforementioned works is missing in the granular gas, namely a weak form of time reversibility, empirical attempts have been made in the past, at an experimental [4] and a theoretical [5,6] level, to see whether such a fluctuation relation for $W(t)$ would hold. There is furthermore no straightforward connection between W and entropy production, an otherwise ill-defined concept [7,8] in a granular gas. These issues will be further discussed in the final section. For now we start by describing the dynamical evolution rules of our granular gas, along with two possible energy injection mechanisms. Then we present a kinetic-theory based approach to determining the related large deviation functions. The discussion will cast our results within the framework of "fluctuation theorems".

2. Stationary state of a granular gas

2.1. The microscopic dynamics of a granular gas is irreversible

A standard way of modeling a granular gas is to consider a set of N hard-spheres undergoing inelastic collisions in which a fraction $(1 - \alpha^2)$ of the relative kinetic energy is dissipated away. The restitution coefficient α lies between 0 and 1 (elastic collisions). Two incoming particles with velocities \mathbf{v}_1 and \mathbf{v}_2 acquire velocities \mathbf{v}_1^* and \mathbf{v}_2^* after having collided, with

$$\mathbf{v}_1^* = \mathbf{v}_1 - \frac{1 + \alpha}{2}(\mathbf{v}_{12} \cdot \boldsymbol{\sigma})\boldsymbol{\sigma}, \quad \mathbf{v}_2^* = \mathbf{v}_2 + \frac{1 + \alpha}{2}(\mathbf{v}_{12} \cdot \boldsymbol{\sigma})\boldsymbol{\sigma} \quad (2)$$

The component of the relative velocity $\mathbf{v}_{12} = \mathbf{v}_1 - \mathbf{v}_2$ along the unit vector $\boldsymbol{\sigma}$ joining the centers of the particles is reduced by a factor α , $\mathbf{v}_{12}^* \cdot \boldsymbol{\sigma} = -\alpha \mathbf{v}_{12} \cdot \boldsymbol{\sigma}$. For any given trajectory in phase space, the time-reversed one is not a physical trajectory. One can write an energy balance equation for the total kinetic energy $E(t) = \sum_i \frac{1}{2} \mathbf{v}_i^2$, which varies according to

$$\Delta E = E(t) - E(0) = W(t) - D(t) \quad (3)$$

where $W(t)$ is the energy injected by an external driving mechanism, while $D(t) \geq 0$ is the energy irreversibly dissipated through the inelastic collisions. The average variation rate of D can be estimated as the collision rate times the energy dissipated through a collision,

$$\frac{d}{dt} \langle D \rangle = -\frac{1 - \alpha^2}{4\ell} \langle |\mathbf{v}_{12} \cdot \boldsymbol{\sigma}|^3 \rangle \quad (4)$$

where ℓ is the mean free path. The mean kinetic energy per particle provides a typical energy scale, also termed *granular temperature*, and it is defined as

$$T_g = \langle \mathbf{v}_i^2 \rangle / d = \beta_g^{-1} \quad (5)$$

In the absence of a heating mechanism, dimensional analysis and the assumption of homogeneity, lead to T_g decaying with time as $T_g(t) \propto t^{-2}$ (Haff's law). We now introduce two relevant heating mechanisms.

2.2. Free cooling and deterministic isokinetic thermostat

Each particle i , in addition to the inelastic collisions, is subjected to an energy-injecting viscous friction force $+\gamma \mathbf{v}_i$. However unphysical it may appear at first sight, this thermostat is actually relevant to the study of the homogeneous cooling regime [9,10]. During the homogeneous cooling stage, the typical velocity $\sqrt{T_g}$, and thus the collision frequency, decrease as $1/t$. Rescaling time with the collision frequency allows to eliminate time dependence and leads to an effective (nonequilibrium) steady-state. The latter rescaling is exactly accounted for by an effective viscous friction force that, instead of dissipating energy, pumps it into the system. Within the newly rescaled dynamics, collisions occur at a constant rate. The energy provided by the thermostat reads

$$W(t) = \sum_i \int_0^t d\tau \gamma \mathbf{v}_i^2(\tau) \quad (6)$$

Note that $W \geq 0$ for all trajectories in phase space.

2.3. Heated gas and stochastic thermostat

A more conventional way of achieving a steady-state is to inject energy by means of independent random forces acting on each individual particle:

$$\frac{d\mathbf{v}_i}{dt} = \mathbf{F}_i + \text{collisions}, \quad \langle F_i^\alpha(t) F_j^\beta(t') \rangle = 2\Gamma \delta_{ij} \delta^{\alpha\beta} \delta(t - t') \quad (7)$$

This heating mechanism is easier to handle mathematically than more realistic thermostats because it leads to a uniform system, by contrast to boundary drives. It should be noted that there are some experimental setups that do achieve a uniform heating [11]. Besides, when the experiment resorts to vibrating walls, within a large subvolume far enough from the boundaries, energy and particles are roughly uniformly distributed [4], which

allows for easier comparison, but this cannot be thought of as resulting from an effective bulk heating mechanism. In the present case, the work provided by the external heating reads

$$W(t) = \sum_i \int_0^t d\tau \mathbf{F}_i(\tau) \cdot \mathbf{v}_i(\tau) \quad (8)$$

Given that $\langle W \rangle / t = 2d\Gamma$, the typical energy scale is set to $T_g = \left(\frac{2d\ell\Gamma\sqrt{\pi}}{(1-\alpha^2)\Omega_d} \right)^{2/3}$.

3. Large deviation function for the injected power

Let $W(t)$ denote the total power injected into the granular gas by the heating mechanism over the time interval $[0, t]$. We begin with introducing a phase space density $\rho(\Gamma, W, t)$ that counts the number of systems in state Γ that have accumulated over the time window $[0, t]$ a total work $W(t) = W$. A generalized Liouville equation can be written for ρ , in which the Liouville operator \mathcal{L}_W can be split into a W conserving part $\mathcal{L}_{\text{coll}}$ and one accounting for changes in W under the effect of the external injection mechanism \mathcal{L}_{inj} :

$$\partial_t \rho = \mathcal{L}_W(\Gamma, W)\rho = \mathcal{L}_{\text{inj}}(\Gamma, W)\rho + \mathcal{L}_{\text{coll}}(\Gamma)\rho \quad (9)$$

It is a convenient detour to go first to the Laplace transform of ρ , $\hat{\rho}(\Gamma, \lambda, t) = \int dW e^{-\lambda W} \rho(\Gamma, W, t)$, then rewrite the Liouville equation in terms of $\hat{\rho}$,

$$\partial_t \hat{\rho} = \mathcal{L}_W(\Gamma, \lambda)\hat{\rho} = \mathcal{L}_{\text{inj}}(\Gamma, \lambda)\hat{\rho} + \mathcal{L}_{\text{coll}}(\Gamma)\hat{\rho} \quad (10)$$

The largest eigenvalue $\mu(\lambda)$ of $\mathcal{L}_W(\lambda)$ thus governs the asymptotic behavior of $\hat{\rho}$,

$$\hat{\rho}(\Gamma, \lambda, t) \simeq C(\lambda) e^{\mu(\lambda)t} \tilde{\rho}(\Gamma, \lambda) \quad (11)$$

where $\tilde{\rho}(\Gamma, \lambda)$ is the (right) eigenvector of $\mathcal{L}_W(\Gamma, \lambda)$ associated to $\mu(\lambda)$, and $C(\lambda)$ is the projection of the initial state on this eigenvector. We have chosen to normalize $\tilde{\rho}$ to unity, which, given that it has a definite sign, endows it with the meaning of a probability distribution (note however that (10) is a not a Liouville equation since it does not conserve probability). We shall provide further insight on this later. In order to determine μ and $\tilde{\rho}$, we project the eigenvalue equation onto the one particle subspace. We shall focus on this isokinetic thermostat for which the results presented here are new. We arrive at

$$\mu(\lambda) \tilde{f}^{(1)}(\mathbf{v}_1, \lambda) = -\gamma \partial_{\mathbf{v}_1} \cdot \left(\mathbf{v}_1 \tilde{f}^{(1)}(\mathbf{v}_1, \lambda) \right) - \lambda \gamma v_1^2 \tilde{f}^{(1)}(\mathbf{v}_1, \lambda) + \text{coll} . \quad (12)$$

where in the rhs of (12) the loose notation ‘‘coll’’ is a shorthand for the full collision operator acting on the two point function $\tilde{f}^{(2)}$. In order to extract physical information from this equation, we resort to the molecular chaos hypothesis, which turns the two-body interaction term into

$$\text{coll} . = \frac{1}{\ell} \int_{\mathbf{v}_{12} \cdot \boldsymbol{\sigma} > 0} d\mathbf{v}_2 d\boldsymbol{\sigma} (\mathbf{v}_{12} \cdot \boldsymbol{\sigma}) \left(\frac{1}{\alpha^2} f^{(1)}(\mathbf{v}_1^{**}, \lambda) f^{(1)}(\mathbf{v}_2^{**}, \lambda) - f^{(1)}(\mathbf{v}_1, \lambda) f^{(1)}(\mathbf{v}_2, \lambda) \right) \quad (13)$$

Not surprisingly, one recovers the steady-state velocity pdf equation at $\lambda = 0$. It is interesting that the process encoded in (12) can be read off as the original granular gas dynamics in which additional particles are created (or destroyed, according to whether $\lambda < 0$ or > 0) at a velocity dependent rate λv^2 . The eigenvalue $\mu(\lambda)$ is then interpreted as the population growth rate. This remark was numerically exploited, for somewhat different systems, by Giardinà, Kurchan and Peliti [12]. The splitting of $f^{(2)}$ as a product of independent one particle distributions is indeed a molecular chaos hypothesis for the system with the non particle conserving fictitious dynamics. The Boltzmann equation toolbox offers many ways to arrive at an expression for $\mu(\lambda)$.

Let us start with $\lambda \sim 0$, that is in a regime for which W lies in the vicinity of $\langle W \rangle$. Strictly at $\lambda = 0$, that is when $\tilde{f}^{(1)}(\mathbf{v}, 0)$ yields the steady-state velocity pdf, Sonine expansions have successfully been used to characterize deviations from the Maxwell distribution [13]. These expansions work all the better as space dimension d is high, given that the phase space contraction due to the inelastic collisions occurs only along one –among d – space direction. The coefficients of the expansion turn out to be functions of the reduced variable $(1 - \alpha^2)d^{-1}$, thus making explicit that a large d expansion is equivalent to a quasi-elastic limit, hence the success of expanding around a Gaussian. What cannot be guessed, however, is that in practice $d = 2$ or $d = 3$ already turn out high enough dimensions for the Sonine expansions to provide quantitatively reliable results. This provides the necessary

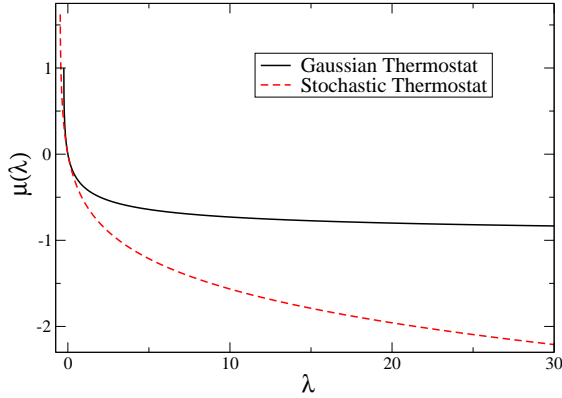


Figure 1. Plot of $\mu(\lambda)$.

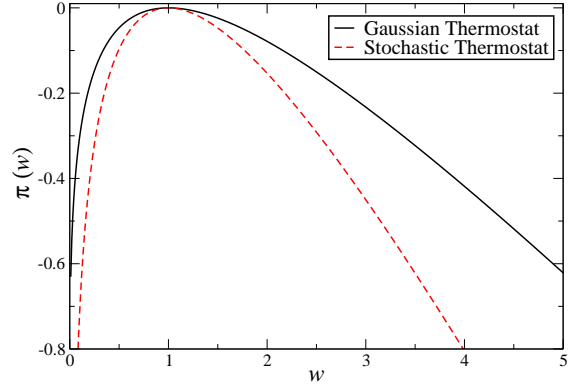


Figure 2. Plot of $\pi(w)$.

motivation for attempting a Sonine expansion at $\lambda \sim 0$. However, further analysis, in the same vein as that carried out by Van Noije and Ernst [13], shows that in the large velocity limit (and at $\lambda > 0$), the one point function $\tilde{f}^{(1)}(\mathbf{v}, \lambda)$ must be a Gaussian. The simplest approximation is thus to project $\tilde{f}^{(1)}(\mathbf{v}, \lambda)$ onto a Gaussian with a λ -dependent variance. From (12) one can easily see that

$$\mu(\lambda)/N = -\gamma\lambda\langle\mathbf{v}^2\rangle_\lambda \quad (14)$$

where $\langle\dots\rangle_\lambda$ denotes an average performed with respect to the weight given by $\tilde{f}^{(1)}$. This equation relates the variance of $\tilde{f}^{(1)}$ to μ in a particularly simple way. Thus, working in terms of rescaled quantities, with the granular temperature precisely given by

$$T_g = \left(\frac{2d\ell\gamma\sqrt{\pi}}{(1-\alpha^2)\Omega_d} \right)^2. \quad (15)$$

and performing the following replacements

$$\mu := \mu/(N\gamma), \quad \lambda := \lambda T_g d/2 \quad (16)$$

one has, for the dimensionless quantities:

$$\mu(\lambda) = -\frac{1 + 2\lambda - \sqrt{1 + 4\lambda}}{2\lambda} \quad (17)$$

The asymptotic behavior is given by:

$$\mu(\lambda) \stackrel{\lambda \rightarrow -1/4}{\sim} 1 - 2\sqrt{1 + 4\lambda} + \mathcal{O}\left(\lambda + \frac{1}{4}\right), \quad \mu(\lambda) \stackrel{\lambda \rightarrow \infty}{\sim} -1 + \frac{1}{\sqrt{\lambda}} + \mathcal{O}\left(\frac{1}{\lambda}\right) \quad (18)$$

Taking (14) into account one sees that the typical temperature scale as given by $\tilde{f}^{(1)}$ is given by $T(\lambda) \sim T_g \left| \frac{\mu(\lambda)}{2\lambda} \right|$. That $T(\lambda \rightarrow +\infty) \rightarrow 0$ means that values of W much lower than the average $\langle W \rangle$ are produced during trajectories over which typical velocities are small, which is of course no surprise. By contrast, given that $T(\lambda \rightarrow -1/4) = 2T_g$, the larger than average W trajectories arise from realizations in which the effective kinetic temperature is at a value twice the stationary state temperature T_g .

It is possible to express the large deviation function of $w = W/t$ by a simple Legendre transform,

$$\pi(w) \stackrel{w \rightarrow 0^+}{\sim} -1 + \frac{3}{2^{2/3}} w^{1/3} + \mathcal{O}(w^{2/3}), \quad \pi(w) \stackrel{w \rightarrow \infty}{\sim} -\frac{w}{4} + \mathcal{O}(\sqrt{w}) \quad (19)$$

but the validity of the $w \rightarrow 0^+$ expression may be hindered by subtle effects that we shall discuss in the next section.

We refer the reader to [14,15] for details about the stochastic thermostat for which we obtain, in terms of dimensionless variables (for which $\langle w \rangle = 1$),

$$\mu := \mu \frac{T_g}{d\Gamma N}, \quad \lambda := \lambda T_g \quad (20)$$

the following expression

$$\mu(\lambda) = -\lambda + \frac{1}{2} \frac{T(\lambda)}{T_g} \lambda^2 \quad (21)$$

where $\sqrt{T(\lambda)}$ sets the typical velocity scale for trajectories characterized by λ . At large values of λ , corresponding to values of W small with respect to $\langle W \rangle$, we expect that $T(\lambda) \ll T_g$ and indeed $\frac{T(\lambda)}{T_g} \simeq \frac{2}{\lambda}$ as $\lambda \rightarrow +\infty$. This can be further refined to obtain the behavior of $\mu(\lambda)$ at $\lambda \rightarrow +\infty$,

$$\mu(\lambda) \stackrel{\lambda \rightarrow +\infty}{\simeq} -\lambda^{1/4} \quad (22)$$

Besides, $\mu(\lambda)$ possesses a cut in the λ plane at $\lambda_c = -3/2^{8/3}$, such that, as $\lambda \rightarrow \lambda_c^+$,

$$\mu(\lambda) = 3/2^{2/3} - 3^{3/2} 2^{1/6} \sqrt{\lambda - \lambda_c} + \mathcal{O}(\lambda - \lambda_c) \quad (23)$$

The presence of this cut is responsible for the exponential decay of the pdf of W at large values of W . However, the non-analytic behavior at $\lambda \rightarrow +\infty$ leads to a non-analytic behavior as $w = W/t \rightarrow 0^+$,

$$\pi(w \rightarrow 0^+) \sim -w^{-1/3}, \quad \pi(w \rightarrow 1) \simeq -(w-1)^2/2, \quad \pi(w \rightarrow \infty) \sim -w \quad (24)$$

4. Dissipated energy

4.1. Cumulant generating function

So far our interest has been focused on the distribution of the energy injected into the system to keep it in a nonequilibrium steady state. As already mentioned in section 2, the dissipated energy is intimately related to the injected power through Eq (3), which expresses the energy balance of the system, and which we rewrite here for a practical purpose:

$$\Delta E(t) = W(t) - D(t) \quad (25)$$

Since we are interested in the large time behavior of both $W(t)$ and $D(t)$, it is worthy to note that while $W(t)$ and $D(t)$ are of order t , the boundary term $\Delta E(t)$ is of order one. This simple remark would intuitively, and naïvely, lead to the conclusion that at large time $W(t)$ and $D(t)$ are distributed in the same way, and hence share the same large deviation function. Before entering the details of the reasons for which W and D do not necessarily share the same large deviation function, we will first show that they actually share the same cumulant generating function.

The dissipated energy $D(t)$ increases at each collision by an amount equal to the difference of the energy of the colliding pair just before (at $t = t^-$) and immediately after ($t = t^+$) the collision:

$$D(t^+) = D(t^-) + \frac{1 - \alpha^2}{4} (\mathbf{v}_{ij} \cdot \boldsymbol{\sigma})^2 \quad (26)$$

If we now define the joint probability $\rho_D(\Gamma, D, t)$ of having a microscopic configuration Γ and a given value of D at time t , it is possible to write a Liouville equation for ρ_D :

$$\frac{\partial}{\partial t} \rho_D(\Gamma, D, t) = \mathcal{L}_D(\Gamma, D) \rho_D(\Gamma, D, t) = \mathcal{L}_{\text{inj}}(\Gamma) \rho_D + \mathcal{L}_{\text{diss}}(\Gamma, D) \rho_D \quad (27)$$

where \mathcal{L}_{inj} describes some energy injection mechanism. As for the collision operator, its explicit expression reads

$$\mathcal{L}_{\text{diss}} = \sigma^{d-1} \sum_{i < j} \int_{\mathbf{v}_{ij} \cdot \boldsymbol{\sigma} > 0} d\boldsymbol{\sigma} (\mathbf{v}_{ij} \cdot \boldsymbol{\sigma}) \left(\frac{1}{\alpha^2} \delta(\mathbf{r}_{ij} - \boldsymbol{\sigma}) \tilde{b}_{ij}^{**} - \delta(\mathbf{r}_{ij} + \boldsymbol{\sigma}) \right) \quad (28)$$

where σ is the particle diameter and where

$$\tilde{b}_{ij}^{**} g(\mathbf{v}_1, \dots, \mathbf{v}_i, \dots, \mathbf{v}_j, \dots, \mathbf{v}_N, D) = g\left(\mathbf{v}_1, \dots, \mathbf{v}_i^{**}, \dots, \mathbf{v}_j^{**}, \dots, \mathbf{v}_N, D - \frac{(\mathbf{v}_{ij} \cdot \boldsymbol{\sigma})^2}{4} \left(\frac{1}{\alpha^2} - 1 \right)\right) \quad (29)$$

We now translate (27) in terms of the Laplace transform $\hat{\rho}_D(\Gamma, \lambda, t) = \int dD e^{-\lambda D} \rho_D(\Gamma, D, t)$, which evolves according to

$$\frac{\partial}{\partial t} \hat{\rho}_D(\Gamma, \lambda, t) = \mathcal{L}_{\text{inj}}(\Gamma) \hat{\rho}_D + \mathcal{L}_{\text{diss}}(\Gamma, \lambda) \hat{\rho}_D \quad (30)$$

with

$$\mathcal{L}_{\text{diss}}(\Gamma, \lambda) = \sigma^{d-1} \sum_{i < j}^N \int_{\mathbf{v}_{ij} \cdot \boldsymbol{\sigma} > 0} d\boldsymbol{\sigma}(\mathbf{v}_{ij} \cdot \boldsymbol{\sigma}) \left(\frac{1}{\alpha^2} \delta(\mathbf{r}_{ij} - \boldsymbol{\sigma}) e^{-\lambda \frac{(\mathbf{v}_{ij} \cdot \boldsymbol{\sigma})^2}{4}} \left(\frac{1}{\alpha^2} - 1 \right) b_{ij}^{**} - \delta(\mathbf{r}_{ij} + \boldsymbol{\sigma}) \right) \quad (31)$$

and

$$\tilde{b}_{ij}^{**} g(\mathbf{v}_1, \dots, \mathbf{v}_i, \dots, \mathbf{v}_j, \dots, \mathbf{v}_N) = g(\mathbf{v}_1, \dots, \mathbf{v}_i^{**}, \dots, \mathbf{v}_j^{**}, \dots, \mathbf{v}_N) \quad (32)$$

A straightforward calculation shows that

$$\mathcal{L}_{\text{diss}}(\Gamma, \lambda) = e^{-\lambda \Delta E} \mathcal{L}_{\text{diss}}(\Gamma, 0) e^{+\lambda \Delta E} = e^{-\lambda \Delta E} \mathcal{L}_{\text{diss}}(\Gamma) e^{+\lambda \Delta E} \quad (33)$$

Assuming, for definiteness, a deterministic energy injection mechanism in which each particle is subjected to a force \mathbf{F}_i , we must have

$$\mathcal{L}_{\text{inj}}(\Gamma, \lambda) = -\lambda \sum_i \mathbf{F}_i \cdot \mathbf{v}_i - \sum_i \partial_{\mathbf{v}_i} \cdot (\mathbf{F}_i) \quad (34)$$

Hence, conversely to (33), we may verify that,

$$\mathcal{L}_{\text{inj}}(\Gamma, \lambda) = e^{+\lambda \Delta E} \mathcal{L}_{\text{inj}}(\Gamma, 0) e^{-\lambda \Delta E} = e^{+\lambda \Delta E} \mathcal{L}_{\text{inj}}(\Gamma) e^{-\lambda \Delta E} \quad (35)$$

Using that $\mathcal{L}_W(\Gamma, \lambda) = \mathcal{L}_{\text{inj}}(\Gamma, \lambda) + \mathcal{L}_{\text{diss}}(\Gamma, 0)$ and that $\mathcal{L}_D(\Gamma, \lambda) = \mathcal{L}_{\text{inj}}(\Gamma, 0) + \mathcal{L}_{\text{diss}}(\Gamma, \lambda)$ we arrive at the following key identity

$$\mathcal{L}_W(\Gamma, \lambda) = e^{-\lambda \Delta E} \mathcal{L}_D(\Gamma, \lambda) e^{+\lambda \Delta E} \quad (36)$$

That $\mathcal{L}_D(\Gamma, \lambda)$ and $\mathcal{L}_W(\Gamma, \lambda)$ are related through the similarity transformation (36) establishes that these operators have exactly the same eigenvalues, and that the corresponding eigenvectors differ only by a factor $e^{\lambda \Delta E}$. This allows us to conclude that W and D have the same cumulant generating function. Thus, if furthermore the largest eigenvalue of $\mathcal{L}_D(\lambda)$ is related to the large deviation function for the dissipated energy through a Legendre transform, the above analysis shows that the large deviation function of the injected and dissipated energy are indeed equal.

4.2. Influence of time boundary contributions

It has already been stressed [16] that it is possible that $\mu(\lambda)$ and $\pi(w)$ may not be related by a Legendre transform. As already discussed in the previous subsection, one expects, in writing the energy balance equation (25), that, given that ΔE is not extensive in time, W and D should have the same large deviation functions (expressed in terms of $w = W/t$ or $\delta = D/t$). Since they share the same cumulant generating function $\mu(\lambda)$, this also means that within a finite interval around their average value, w and d do share the same large deviation function. Nevertheless, beyond a finite value of w or δ , their ldf may become distinct; this may occur [16,17,18,19] if ΔE is distributed exponentially or slower than exponentially. The technical reason of this phenomenon is simply due to a problem of Laplace transform inversion. In fact, we assumed that the ldf π is related to the eigenvalue μ through a Legendre transform. This result is obtained carrying out the Laplace transform inversion through a saddle point expansion (in the $t \rightarrow \infty$ limit). In practice this last step is valid only for values of λ for which it is possible to define a path (in the λ -complex plane) including a straight line parallel to the λ -imaginary axis. The problem arises hence when there are some cuts which are not included in the expression of $\mu(\lambda)$, but in some other *subleading* term. Unfortunately, as far as we know, there is no general method to know *a priori* if and where the two large deviation functions may differ. The only argument in this direction involves the probability distribution of the boundary term: as already mentioned above, if its tails decrease exponentially, or slower, it is possible that such problem may occur. This is the scenario in the cases at hand. One can show that ΔE has tails decreasing as $\exp(-N^{1/2}(\beta_g \Delta E)^{1/2})$ and $\exp(-N^{1/4}(\beta_g \Delta E)^{3/4})$ for the Gaussian thermostat and for the stochastic thermostat, respectively (an analysis of the typical values of ΔE is presented in [20]). Note also that these tails decrease exponentially in the number of degrees of freedom, which leaves room, in principle, even in the thermodynamic limit, for W and D having ldf differing significantly beyond a finite threshold value.

5. A critical discussion of numerical results

In this section we would like to present simulations of the granular gas heated with the stochastic thermostat. The total work $W(t)$ provided by the random forces over $[0, t]$ is of course, on average, a positive quantity,

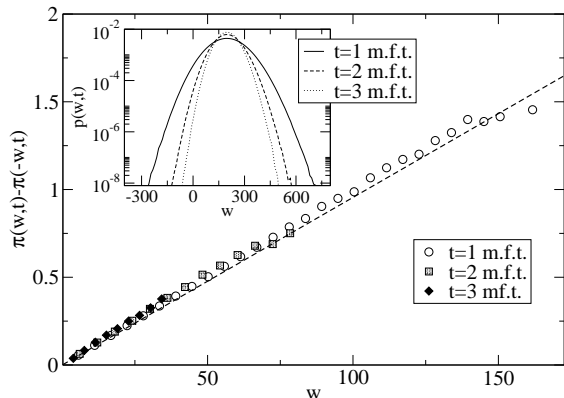


Figure 3. Plot of $\pi(w, t) - \pi(-w, t)$ for $t = 1, 2$ and 3 mean free times (mft). The inset show the probability density function of $w(t)$ for the same times.

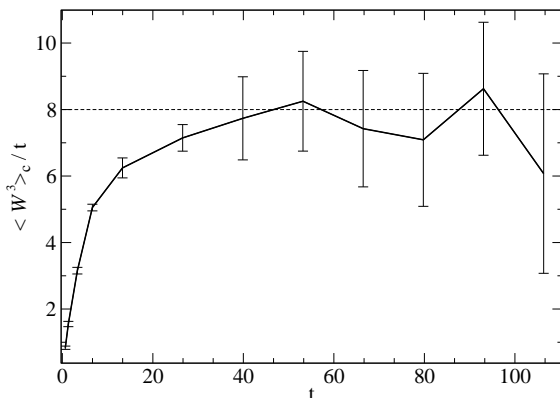


Figure 4. Plot of the third cumulant of W divided by time. The asymptotic regime is reached after fifty mft.

but there exist phase space trajectories which will yield a negative W (this cannot occur for the deterministic thermostat where $W(t) \geq 0$). It is therefore tempting to plot the quantity $\pi(w) - \pi(-w)$ as a function of w . It is well-known [2,3] that for a well-defined class of thermostatted systems the power W injected by the thermostat verifies the celebrated fluctuation theorem $\pi(w) - \pi(-w) = \beta w$, where β is an appropriate inverse energy scale. However, one of the key hypotheses underlying the latter fluctuation relation is that the dynamics features a weak form of time reversibility, for which each trajectory possesses an time reversed partner (however unlikely). In our granular gas, dissipative collisions hamper time reversed trajectories to be physically acceptable trajectories at all. It should therefore come as no surprise that no specific fluctuation relation emerges in our case. Of course, this is fully confirmed by the explicit calculations presented in the previous section, that show no specific symmetry property of the injected power ldf. In spite of this, it may be instructive to plot $w \mapsto \frac{1}{t} \ln \frac{P(wt, t)}{P(-wt, t)}$ at large times (in the infinite time limit, this is exactly $\pi(w) - \pi(-w)$), as has been done in a vibrated granular gas experiment [4]. This is shown in figure 3, and the result is rather intriguing: one actually observes a straight line with slope β_g ! This deserves to be explained, given that our analytic results establish the absence of such a relation, even for values of w not too far from its average. The first remark is that a numerical simulation is always carried out at finite times, and thus one is measuring $\pi(w, t) = \frac{1}{t} \ln P(wt, t)$ rather than its $t \rightarrow \infty$ limit $\pi(w)$. Hence the first question is: has the simulation reached the infinite time regime? The answer to that question is tricky. Though $\pi(w, t)$ notably deviates from a quadratic form, which would correspond to $P(W, t)$ being Gaussian, this is no proof that the asymptotic regime has been reached. For that matter it is instructive to investigate the behavior of the third cumulant $\langle W^3 \rangle_c / t$ as a function of time. This is presented in figure 4. The conclusion is that the third cumulant reaches its asymptotic value, consistent with the analytic expression, at times a few tens as large as those for which it is possible to measure negative values of $w = W/t$, as presented in figure 3. A similar plot of the fourth cumulant would signal that the asymptotic regime has not been reached over the chosen time window. What one actually observes is simply the leftover of a short time quadratic behavior for $\pi(w)$. This is also consistent with the quadratic approximation for $\mu(\lambda)$, which, if taken for granted as the whole function, would indeed imply $\pi(w) - \pi(-w) = \beta_g w$ (after restoring the appropriate physical scales as in (20)). The lesson to be drawn from this discussion is that it seems to be an optimistic endeavor to investigate solely on numerical or experimental grounds the validity of the fluctuation relation. Without criteria for the time scale at which the asymptotic regime is entered, the analysis is at risk of remaining confined within short time effects [4,21].

6. Conclusion

We have presented an analytic calculation for the large deviation function of an N -body dynamical system with strong dissipative interactions. By contrast to existing approaches, based on a stochastic modeling, the noise source is completely contained within the microscopic formulation, which avoids the arbitrariness inherent to choosing a particular type of Markov dynamics. Our calculation required that we extend the standard methods of kinetic theory, so as to grasp the infinite hierarchy of correlation functions encoded in a temporal large deviation function.

We have shown that theoretical input was required to properly analyze numerical data when large deviations are measured. Our study also allows us to infer that the power injected into a granular gas to maintain a steady-state has both generic features and ones that are sensitive to the details of the mechanisms at work. At large injected powers, the ldf $\pi(w)$ behaves linearly with $w = W/t$, meaning that the power distribution decays exponentially. A less robust feature, however, is the $w \rightarrow 0$ behavior, which proves extremely sensitive to the details of the heating mechanism. The present work calls for further investigation in other dissipative systems, such as turbulent flows.

Acknowledgements The authors acknowledge useful discussions with F. Zamponi along with the financial support of the French Ministry of Education through an ANR grant JCJC-CHEF.

References

- [1] D. Ruelle, *Thermodynamic formalism*, Addison-Wesley, (Reading, Mass., 1978).
- [2] D.J. Evans, E.G.D. Cohen and G.P. Morriss, Phys. Rev. Lett. **71**, 2401 (1993) and ibid. 3616 (1993).
- [3] G. Gallavotti and E.G.D. Cohen, Phys. Rev. Lett. **74**, 2694 (1995).
- [4] K. Feitosa and N. Menon, Phys. Rev. Lett. **92**, 164301 (2004).
- [5] S. Aumaître, S. Fauve, S. Mc Namara, P. Poggi, Euro. Phys. J. B **19**, 449 (2001).
- [6] S. Aumaître, J. Farago, S. Fauve and S. Mc Namara, Eur. Phys. J. B **42**, 255 (2004).
- [7] I. Bena, F. Coppex, M. Droz, P. Visco, E. Trizac, F. van Wijland, Physica A **37**, 179 (2006).
- [8] A. Puglisi, P. Visco, E. Trizac and F. van Wijland, Phys. Rev. E **73**, 021301 (2006).
- [9] J.F. Lutsko, Phys. Rev. E **63**, 061211 (2001).
- [10] J. J. Brey, M. J. Ruiz-Montero and F. Moreno, Phys. Rev. E **69**, 051303 (2004).
- [11] P.M. Reis, R.A. Ingale and M. D. Shattuck, Phys. Rev. Lett. **96**, 258001 (2006).
- [12] C. Giardinà, J. Kurchan and L. Peliti, Phys. Rev. Lett. **96**, 120603 (2006).
- [13] T. P. C. van Noije and M. H. Ernst, Gran. Matt. **1**, 57 (1998).
- [14] P. Visco, A. Puglisi, A. Barrat, E. Trizac and F. van Wijland, Europhys. Lett. **72**, 55 (2005).
- [15] P. Visco, A. Puglisi, A. Barrat, E. Trizac and F. van Wijland, J. Stat. Phys. **125**, 529 (2006).
- [16] J. Farago, J. Stat. Phys. **107**, 781 (2002).
- [17] R. van Zon and E.G.D. Cohen, Phys. Rev. Lett. **91**, 110601 (2003).
- [18] F. Bonetto, G. Gallavotti, A. Giuliani and F. Zamponi, J. Stat. Phys. **123**, 39 (2006).
- [19] P. Visco, J. Stat. Mech., P06006 (2006).
- [20] P. Visco, A. Puglisi, A. Barrat, F. van Wijland, E. Trizac, Eur. Phys. J. B **51**, 377 (2006).
- [21] A. Puglisi, P. Visco, A. Barrat, E. Trizac and F. van Wijland, Phys. Rev. Lett. **95**, 110202 (2005).