

Two-parameter scaling law of the Anderson transition

Viktor Z. Cerovski

Institut für Physik, Technische Universität, D-09107 Chemnitz, Germany.

(Dated: December 5, 2018)

It is shown that the Anderson transition (AT) in $3d$ obeys a two-parameter scaling law, derived from a pair of anisotropic scaling transformations, and corresponding critical exponents and scaling function calculated, using a high-precision numerical finite-size scaling study of the smallest Lyapunov exponent of quasi- $1d$ systems of rectangular cross-section of $L \times \delta L$ atoms in the limit of infinite L and $\delta L < L$, for $x = \delta L/L$ ranging from $1/30$ to $1/4$. The second parameter is x , and there are two singularities: apart from the two-parameter scaling describing AT for $x > 0$, corrections to scaling due to the irrelevant scaling field diverge when $x \rightarrow 0$, and the corresponding crossover length scale is also estimated. Furthermore, results suggest that the signatures of the AT in $3d$ should be present also in $2d$ strongly localized regime.

One of the long-standing open fundamental problems of the physics of quantum-mechanical disordered systems is the quantitative description of the metal-insulator transition induced by the Anderson localization of electronic eigenstates [1], known as the Anderson or localization-delocalization transition (AT). The subsequently developed scaling theory of localization of Abrahams et al. [2] (STL) proposed that: (i) in $3d$ the transition is a continuous phase transition with only one relevant scaling variable (which became known as the single- or one-parameter scaling hypothesis), (ii) the lower critical dimension is 2 where all states are localized for arbitrarily small finite disorder strength, and (iii) the transition can be described in terms of the scaling law of the disorder-averaged dimensionless conductance g that depends only on g , i.e. $d \ln g / d \ln L = \beta_d(g)$. The theory is based on the renormalization-group (RG) considerations of the Thouless expression for g , and an additional calculation showing that $\beta_{d=2}(g) < 0$, which was corroborated by a more detailed self-consistent study [3] based on a resummation of the perturbation theory for weak disorder [4].

The discovery of the universal conductance fluctuations [5, 6] showed that g is not a self-averaging quantity, and therefore scaling of its whole distribution has to be studied. The STL nevertheless survived in the sense that one can still find a single parameter g that characterizes scaling properties of the whole distribution, and there is a compelling evidence that the scaling properties of the distribution itself in the critical region of the transition are still governed by a single-parameter [7].

Numerical studies of the transition using the transfer-matrix method (TMM) [8] suggested a possibility that $\beta_{d=2}(g) = 0$ for a finite amount of disorder, which would correspond to the existence of a line of critical points for disorder weaker than a certain finite disorder strength, but subsequent studies showed that the dependence of localization length on the disorder strength in $2d$ is in a quantitative agreement with analytical results [9],

High precision numerical calculations of the critical exponent ν describing the divergence of the localization

length ξ at the critical point in $3d$, however, give $\nu \approx 1.54$ [10, 11], in sharp contrast with $\nu = 1$ obtained from the self-consistent analytical calculations [2, 3].

Theoretical breakthrough was made by Efetov [12], who introduced supersymmetry to calculate disorder-averaged products of Green's functions, and provided a theoretical framework that, among other results, allows calculation of ν beyond the self-consistent approach, although technical difficulties with the ϵ -expansion do not yet permit accurate estimate of ν despite the considerable theoretical progress [13], and currently ν is most accurately determined using TMM.

This Letter present three main results: (1) there is an additional scaling parameter x in $d = 3$ describing the thickness to width ratio of long quasi- $1d$ wires, and the corresponding two-parameter scaling law and critical exponents are estimated numerically; (2) results are in agreement with (ii) and additionally show that there should be possible to see signatures of $3d$ transition in $2d$; (3) the description of the transition in terms of the β -function depending *only* on L is incomplete due to the geometric nature of both x and L .

The starting point is the Anderson model [1]:

$$H = \sum_i \epsilon_i |i\rangle \langle i| + t \sum_{\langle ij \rangle} (|i\rangle \langle j| + |j\rangle \langle i|), \quad (1)$$

where ϵ_i represents the impurity energy at site i . ϵ_i is randomly, independently and uniformly distributed in $[-W/2, W/2]$; t is the hopping integral of electron (set to 1), $\langle ij \rangle$ denotes that the hopping takes place only between the nearest-neighbors of the simple cubic lattice, and the Fermi energy is set to 0 (band center).

The geometry studied is that of the quasi- $1d$ slabs of $L \times \delta L \times M$ atoms with $M \gg L$, ratio $x = \delta L/L$, open boundary conditions (b.c) in δL direction and periodic b.c in L direction. Similar geometry of cubic samples of $L_0 \times L_0 \times (qL_0)$ atoms was studied in Ref. [14], where authors found that the critical disorder strength W_c is approx. independent of the shape and that g becomes strongly suppressed for $q \ll 1$ and $q \gg 1$ which is consis-

tent with, respectively, the quasi-2d and quasi-1d character of samples in these cases.

The scaling properties of AT in 3d are studied by the standard calculation of the smallest Lyapunov exponent γ of transfer matrices of long quasi-1d samples [10, 11]. The inverse of γ is the largest length scale in the problem, which is identified with the correlation length $\xi = 1/\gamma$. The usually studied quantity is the rescaled correlation length Λ defined as $\Lambda(L, W) \equiv (L\gamma(L, W))^{-1}$

The finite-size scaling analysis of Λ gives the scaling properties of 3d systems in the thermodynamic $L \rightarrow \infty$ limit, by considering how $\Lambda(L, W)$ changes under the RG transformation $\mathcal{R} : L \mapsto b'L, \delta L \mapsto b'L$ [15]. The corresponding scaling law, including the corrections to scaling due to one irrelevant field was considered in the context of AT first by Slevin and Ohtsuki [11], who were able to numerically show that

$$\Lambda(L, w) = F(L^{\frac{1}{\nu}}\psi(w), L^y\phi(w)), \quad w = \frac{W - W_c}{W_c}, \quad (2)$$

where $\nu > 0$ and $y < 0$ are critical exponents associated with, respectively, the relevant and irrelevant scaling fields ψ and ϕ , and all functions are analytic. This is achieved by fitting numerically obtained values of Λ with the truncated expansions of F, ϕ , and ψ , while the error-bars are estimated via calculation of 95% confidence intervals that can be done either by the bootstrapping method [11] or by a direct calculation of projections of the confidence region [16].

In the case when there is an additional parameter x , we can repeated the above procedure for several values of x ,

$$\Lambda(L, w, x) = F(L^{\frac{1}{\nu}}\psi(w, x), L^y\phi(w, x), x), \quad (3)$$

where ν, y, W_c may in general also depend on x . The principal difference between Eq. (2) and Eq. (3) is that F, ψ and ϕ do not have to be necessarily analytic in x .

Expansion in the second argument of F gives:

$$\bar{\Lambda}(L, w, x) = F_{\pm}(L^{\frac{1}{\nu}}\psi(w, x), x), \quad \bar{\Lambda} = \Lambda - \Delta F, \quad (4)$$

$$\Delta F = \sum_{n=1}^{\infty} F_n(L^{\frac{1}{\nu}}\psi(w, x), x)\phi(w, x)^n L^{ny}, \quad (5)$$

where F_{\pm} represents the universal part describing AT, and ΔF are corrections to scaling due to ϕ . These vanish for large L because $y < 0$ but are important for a quantitative description of AT, including precise determination of all of the relevant parameters [11, 16].

Figure 1 shows the typical behavior of $\Lambda(L, W)$ and the corresponding fit for small constant x and several δL starting with 1. As $L = \delta L/x$ increases, $\Lambda(L, W)$ at first decreases uniformly in W (since for small δL system is close to being 2d) but with further increase of L a characteristic behavior for the continuous transition begins to develop, since for large δL and constant x system is 3d.

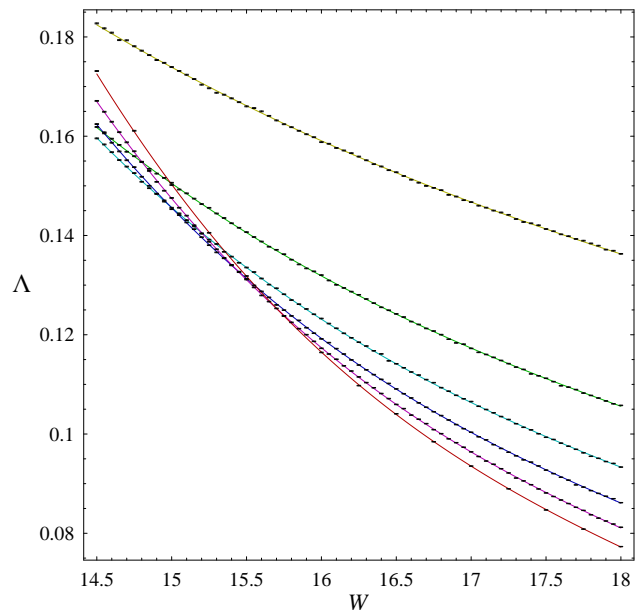


FIG. 1: Values of $\Lambda(L, W)$ for $x = 1/10$. The corresponding fits are represented with lines for $\delta L = 1, \dots, 6$ (going from the slowest changing curve to the fastest).

Table I summarizes the parameters and the results of the numerical simulation using the methods described above for several values of x . Results presented in the Table suggest that ν is approx. independent of x and in agreement with Ref. [10, 11, 16], which supports its universality. Similar can be said for W_c , in agreement with Ref. [14], while y becomes approx. constant for $x \lesssim 1/4$.

To better understand the scaling properties of AT w.r.t x , I consider an additional scaling transformation, $\mathcal{R}_x : x \mapsto bx$ under constant L (this is equivalent to scaling only the thickness δL), and introduce a scaling field ψ that depends on x but not on w :

$$\bar{\Lambda} = F_{\pm}(L^{\frac{1}{\nu}}\psi(w, x), \tilde{\psi}(x)), \quad (6)$$

where W_c, ν and y are assumed to be constant. The scaling law of F_{\pm} w.r.t x can be derived assuming that functions scale under \mathcal{R}_x in the general way [15]:

$$\mathcal{R}_x : F_{\pm} \mapsto b^{y_1} F_{\pm}, \quad \psi \mapsto b^{y_2} \psi, \quad \tilde{\psi} \mapsto b^{y_3} \tilde{\psi}, \quad (7)$$

Iterating \mathcal{R}_x a finite number of times in the standard manner gives the two-parameter scaling law:

$$\bar{\Lambda} = x^{\alpha} F_{\pm}(L^{\frac{1}{\nu}} x^{\mu} \psi(w)), \quad (8)$$

where $\alpha \equiv -y_1/y_3, \mu \equiv -y_2/y_3$.

At first it seems that Eq. (8) cannot be correct in the case of AT for small x because numerical results give that the transition takes place at approx. const. W_c , and if

x	δL	W	N_d	N_p	χ^2	Q	W_c	ν	y
1	[4, 14]	[15, 18]	427	10	439.1	0.2	16.46(39, 55)	1.60(55, 65)	-1.39(1.16, 1.62)
3/4	[3, 15]	[15, 18]	304	10	282.4	0.7	16.52(46, 60)	1.62(57, 66)	-1.13(0.98, 1.29)
1/3	[1, 4]	[15, 18]	427	10	418.2	0.5	16.52(42, 63)	1.54(48, 61)	-1.00(0.90, 1.10)
1/4	[1, 7]	[15, 18]	427	10	436.9	0.2	16.48(42, 54)	1.55(51, 60)	-1.00(0.97, 1.04)
1/7	[1, 5]	[14.25, 18]	380	11	370.0	0.5	16.61(47, 77)	1.52(39, 67)	-0.89(0.84, 0.95)
1/10	[1, 6]	[14.5, 18]	370	11	365.7	0.4	16.62(50, 75)	1.52(41, 66)	-0.88(0.84, 0.93)
1/15	[1, 4]	[14.5, 18.25]	304	11	298.2	0.4	16.58(23, 95)	1.62(41, 87)	-0.90(0.80, 0.99)
1/20	[1, 4]	[14.5, 18.25]	304	11	287.3	0.6	16.59(27, 99)	1.57(37, 89)	-0.90(0.80, 1.00)
1/30	[1, 4]	[14.5, 18.5]	324	11	350.3	0.1	16.50(27, 80)	1.59(51, 69)	-0.93(0.85, 1.01)

TABLE I: Input parameters of the simulation: x , thickness δL , the number of points N_d , the number of parameters N_p ; Output values: the minimal least-square deviation χ^2 obtained, the quality of fit parameter Q ; and the values of the fitting parameters: the critical disorder strength W_c , the critical exponent ν and the irrelevant exponent y . All Λ 's are calculated with 0.1% relative accuracy except for the largest systems studied ($x = 1/30, \delta L = 4$), which is calculated with accuracy of 0.12%. Error-bars are 95% confidence intervals.

W_c would remain constant for smaller x as well, Eq. (8) would imply that transition persists when $x \rightarrow 0$ (regardless of the value of α), where one must find strongly localized states instead.

This is resolved if we notice that ΔF is also divergent as $x \rightarrow 0$, and that there is a characteristic crossover length-scale $L_c(x)$ such that for $L \gtrsim L_c(x)$ corrections to scaling become small, but $L_c(x) \rightarrow \infty$ when $x \rightarrow 0$. The source of the divergence for $W \approx W_c$ is in $\phi(x, w = 0) = \phi_0(x)$, and the left panel of Fig. 2 shows that $\phi(x) \propto x^\delta$ for $x \lesssim 1/7$, with $\delta = -0.17(05, 29)$. $L_c(x)$ is determined from the condition $L_c(x)^y \phi(x) \sim 1$, giving

$$L_c(x) \sim x^{-\frac{\delta}{y}}. \quad (9)$$

A more detailed discussion of the exponent δ will be carried out elsewhere since our main interest here is in the two-parameter scaling law Eq. (8) of AT.

α is calculated from the dependence of Λ_c on x , where $\Lambda_c = \bar{\Lambda}(W = W_c)$. The right panel of Fig. 2 shows that $\alpha = 0.89(84, 95)$. Numerical verification of Eq. (8) is done by a rescaling of the argument of $\bar{\Lambda}/\Lambda_c$ for each x individually by a factor $\theta(x)$ chosen such that all $\bar{\Lambda}/\Lambda_c$ collapse, and Fig. 3 shows the result. Figure 4 shows that $\theta(x) \propto x^{\mu_1}, \mu_1 = 2.75(2.28, 3.16)$ and $\psi(x) \propto x^{\mu_2}, \mu_2 = 1.34(22, 46)$, which gives $\mu = \mu_1 + \mu_2 = 4.1 \pm 0.6$.

The largest similarity with the one-parameter scaling Eq. (2) is achieved for $\alpha = 1, \mu = 1/\nu$, when Eq. (8), expressed in terms of ξ , becomes

$$\xi(L, w, x) \simeq (xL)\mathcal{F}_\pm((xL)^{\frac{1}{\nu}}\psi(w)). \quad (10)$$

x influences the divergence of the correlation length of the infinite system $\xi_\infty(w, x) \sim (|w|/x)^{-\frac{1}{\nu}}$ for $L \gtrsim L_c(x)$. The numerical results are not incompatible with $\alpha = 1$, but nonetheless strongly suggest $\mu \neq \alpha/\nu$.

The two-parameter scaling was obtained for samples of small δL , including the single-layered case (Table I). This

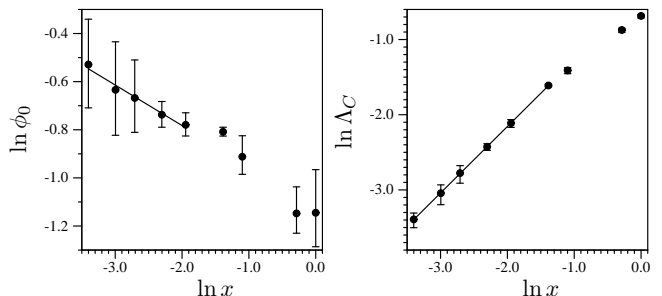


FIG. 2: Dependence of $\phi_0(x)$ (left panel) and $\Lambda_c(x)$ (right panel) on x . The solid line in both panels is the least-square linear fit. Error-bars are 95% confidence intervals.

allows one to follow outflow RG trajectories from $L \rightarrow \infty$ back to the single-layered finite L case, and therefore provides an analytical mapping of the phase diagram of $3d$ systems onto $2d$ systems, suggesting a possibility of signatures of $3d$ AT also in $2d$ strongly-localized regime. What exactly those signature are, including a possibility of their experimental observation in the mesoscopic regime, will be discussed elsewhere [17].

Although the study carried here shows the possibility of AT in arbitrarily thin $3d$ films (which should be of size $L \gtrsim L_c(x)$ in order to reduce the large corrections to scaling due to the dimensional crossover) in the strong-disorder regime, the critical conductance is strongly suppressed due to the x^α prefactor.

The RG approach proposed seems to be a rather accurate description of AT and allows the nontrivial extension of the one-parameter STL to two parameters. It remains to be seen whether such an approach can be applicable to other problems in physics, for instance in addition to the dimensional regularization.

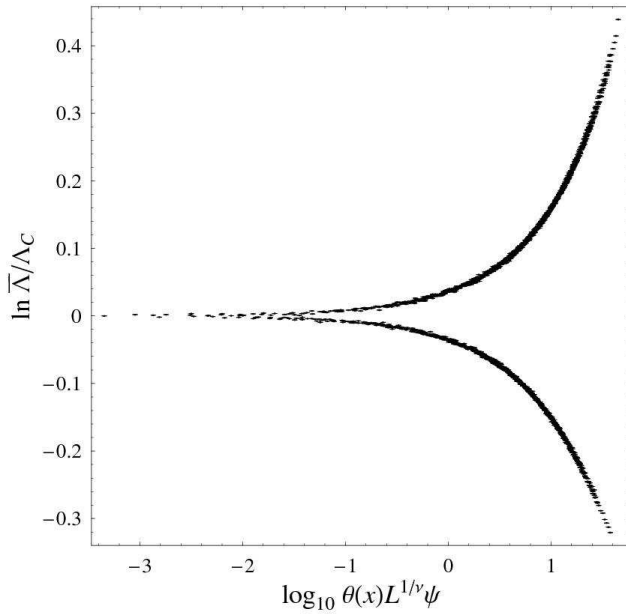


FIG. 3: Collapse of $\bar{\Lambda}(L, W, x)$ onto the universal function \mathcal{F}_{\pm} , for 2109 points from Table I corresponding to $x \leq 1/4$.

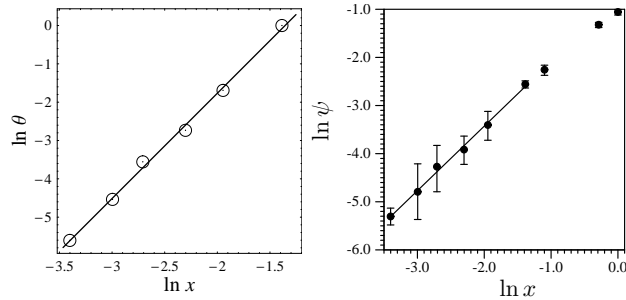


FIG. 4: Dependence of the rescaling factor $\theta(x)$ (left panel) and the relevant scaling field ψ (right panel) on x . The solid line in both panels is the least-square linear fit. Error-bars in the right panel are 95% confidence intervals.

-
- [1] P. W. Anderson, Phys. Rev. **109**, 1492 (1958).
 - [2] E. Abrahams, P. W. Anderson, D. C. Licciardello and T. V. Ramakrishnan, Phys. Rev. Lett. **42**, 673 (1979).
 - [3] D. Vollhardt and P. Wölfle, Phys. Rev. Lett. **45**, 842 (1980); Phys. Rev. B **22**, 4666 (1980).
 - [4] J. S. Langer and T. Neal, Phys. Rev. Lett. **16**, 984 (1966).
 - [5] P. A. Lee and A. D. Stone, Phys. Rev. Lett. **55**, 1622 (1985).
 - [6] B. L. Altshuler, P. A. Lee, and R. A. Webb, eds., *Mesoscopic Phenomena in Solids* (North-Holland, Amsterdam, 1991).
 - [7] B. Shapiro, Phys. Rev. B **34**, 4394 (1986); Philos. Mag. B **56**, 1031 (1987); B. L. Altshuler, V. E. Kravtsov, and I. V. Lerner, Phys. Lett. A **134**, 488 (1989); B. Shapiro, Phys. Rev. Lett. **65**, 1510 (1990); K. Slevin, P. Markoš, and T. Ohtsuki, Phys. Rev. Lett. **86**, 3594 (2001); Phys. Rev. B **67**, 155106 (2003); K. Slevin, Y. Asada, and L. I. Deych, Phys. Rev. B **70**, 054201 (2004).
 - [8] J. L. Pichard and G. Sarma, J. Phys. C **34**, L127 (1981).
 - [9] A. MacKinnon and B. Kramer, Phys. Rev. Lett. **47**, 1546 (1981); Z. Phys. B: Condens. Matter **53**, 1 (1983).
 - [10] A. MacKinnon, J. Phys.: Condens. Matter **6**, 2511 (1994).
 - [11] K. Slevin and T. Ohtsuki, Phys. Rev. Lett. **82**, 382 (1999).
 - [12] K. B. Efetov, Adv. Phys. **32**, 53 (1983).
 - [13] S. Hikami, Phys. Rev. B **24**, 2671 (1981); V. E. Kravtsov, I. V. Lerner, and V. I. Yudson, Sov. Phys. JETP **67**, 1441 (1988). F. Wegner, Nucl. Phys. B **316**, 663 (1989); Z. Phys. B: Condens. Matter **78**, 33 (1990); E. Brežin and S. Hikami, Phys. Rev. B **55**, R10169 (1992); S. Hikami, Prog. Theor. Phys. Suppl. **107**, 213 (1992).
 - [14] H. Potempa and L. Schweitzer, J. Phys. Condens. Matter **10**, L431 (1998).
 - [15] J. Cardy, *Scaling and Renormalization in Statistical Physics* (Cambridge University Press, Cambridge, 1996).
 - [16] V. Z. Cerovski, to appear in Phys. Rev. B, preprint No. cond-mat/0701306 (2007).
 - [17] V. Z. Cerovski, (unpublished) (2007).