

Weak binding between two aromatic rings: feeling the van der Waals attraction by quantum Monte Carlo methods

Sandro Sorella,^{1,2,*} Michele Casula,^{3,†} and Dario Rocca^{1,2,‡}

¹ *SISSA, International School for Advanced Studies, 34014, Trieste, Italy*

² *DEMOCRITOS, National Simulation Center, 34014, Trieste, Italy*

³ *Department of Physics, University of Illinois at Urbana-Champaign, 1110 W. Green St, Urbana, IL 61801, USA*

(Dated: September 30, 2018)

We report a systematic study of the weak chemical bond between two benzene molecules. We first show that it is possible to obtain a very good description of the C_2 dimer and the benzene molecule, by using pseudopotentials for the chemically inert $1s$ electrons, and a resonating valence bond wave function as a variational ansatz, expanded on a relatively small Gaussian basis set. We employ an improved version of the stochastic reconfiguration technique to optimize the many-body wave function, which is the starting point for highly accurate simulations based on the lattice regularized diffusion Monte Carlo (LRDMC) method. This projection technique provides a rigorous variational upper bound for the total energy, even in the presence of pseudopotentials, and allows to improve systematically the accuracy of the trial wave function, which already yields a large fraction of the dynamical and non-dynamical electron correlation. We show that the energy dispersion of two benzene molecules in the parallel displaced geometry is significantly deeper than the face-to-face configuration. However, contrary to previous studies based on post Hartree-Fock methods, the binding energy remains weak ($\simeq 2kcal/mol$) also in this geometry, and its value is in agreement with the most accurate and recent experimental findings.[1]

I. INTRODUCTION

The intermolecular interaction between benzene rings has been a subject of intense theoretical and experimental studies in the last two decades[2, 3, 4, 5, 6, 7]. Indeed the intermolecular bonds based on the corresponding π - π interactions play an important role in many interesting compounds. For instance, they stabilize the three-dimensional structures of biological systems such as proteins, DNA, and RNA. Moreover, many drugs with a specific chemical target utilize these π - π interactions and the long range forces for their stability.

In order to understand the mechanism behind those attractions, we have considered here the benzene dimer as a prototype compound, because both the π - π interactions and the van der Waals (vdW) long range attraction are already present and can be studied in a systematic way. Despite its simplicity, so far there is no general consensus about its equilibrium properties from both the theoretical and the experimental side. Indeed, it is difficult to determine experimentally the complete energy dispersion, and only the total binding energy D_0 is known,[1, 8] with a relatively large experimental error due to the weakness of the interactions. On the other hand, this compound represents a numerical challenge for theoretical methods, because the local density approximation (LDA) and other standard treatments based on the density functional theory (DFT) are not supposed to work well, when dispersive forces are the key ingredient in

the chemical bond. Despite some progress has been made recently,[3, 6, 9, 10, 11, 12] a general and practical solution of this problem is still lacking in the DFT formalism. Another family of methods, the accurate post Hartree-Fock methods such as CCSD(T), have been extended only very recently to a larger basis set[5], since their prohibitive computational cost has limited their application to systems with few electrons and small basis set, and the benzene dimer is already at the cutting edge of those approaches. As a matter of fact, although the complete basis set (CBS) limit can now be estimated more precisely in the CCSD(T) framework, the most accurately determined binding energy ($\simeq 2.8kcal/mol$) of the benzene dimer substantially disagrees from the most precise and recent measurement[1], as also honestly pointed out in Ref. 4. Indeed, the CCSD(T) method seems to overbind the dimer in the CBS limit.

Quantum Monte Carlo (QMC) methods are a promising alternative to the aforementioned techniques. They are able to deal with a highly correlated variational wave function, which can explicitly contain all the key ingredients of the physical system. Their computational cost scales favorably with the number of particles N , usually as $N^3 - N^4$, depending on the method, which makes the QMC framework generally faster than the most accurate post Hartree-Fock (HF) schemes for large enough N . Moreover, recent important developments in the QMC field allow now to optimize the variational ansatz with much more parameters and higher accuracy. In turn this can be substantially improved by projection QMC methods such as the diffusion Monte Carlo (DMC)[13] and its lattice regularized version (LRDMC).[14] These techniques are able in principle to yield the ground state energy of the system, since they are based on a direct stochastic solution of the Schrödinger equation. How-

*sorella@sissa.it

†casula@uiuc.edu

‡roccad@sissa.it

ever, the well known sign problem affects this kind of calculations, and the fixed node (FN) approximation is required to make those simulations feasible. Within this approximation, it is possible to obtain the lowest variational state $\psi_{FN}(x)$ of the Hamiltonian with the constraint to have the same signs of a given variational wave function $\psi_G(x)$. The above condition is applied conveniently in the space representation $\{x\}$ of configurations with given electron positions and spins. It turns out that good variational energies can be typically obtained with a projection QMC method even starting from a very poor variational wave function, the method being clearly exact in the case when $\psi_0(x)\psi_G(x) \geq 0, \forall x$, where $\psi_0(x)$ is the exact ground state of H .

Until few years ago, the FN approximation was applied[15] to simple variational wave functions obtained with basic methods, such as HF or LDA, because for large electron systems it was basically impossible to optimize several variational parameters within a statistical framework. On the other hand, on small dimer systems[16], and even in the single benzene molecule[17], it was clearly shown that a highly correlated wave function $\psi_G(x)$ had to be carefully optimized before applying the DMC method with the FN approximation. Other examples of the importance of the optimization procedure have been recently discovered in significant chemical systems[18], showing at the same time that QMC is developing quite rapidly and may represent a promising tool for future calculations.

In the present work we report a systematic study of the benzene dimer, using the latest developments in the QMC framework: an improved optimization algorithm based on the stochastic reconfiguration (SR), and the LRDMC method,[14] which allows to include non local potentials (pseudopotentials) in the Hamiltonian with a rigorous variational approach. In principle, by means of the LRDMC method it is possible to estimate $E_{FN} = \frac{\langle \psi_{FN} | H | \psi_{FN} \rangle}{\langle \psi_{FN} | \psi_{FN} \rangle}$ even in presence of pseudopotentials. Furthermore, a very stable and efficient upper bound of E_{FN} is obtained by the mixed estimator[19]:

$$E_{LRDMC} = \frac{\langle \psi_G | H | \psi_{FN} \rangle}{\langle \psi_G | \psi_{FN} \rangle}. \quad (1)$$

E_{LRDMC} substantially improves the variational energy E_G of the trial wave function ψ_G , and is always very close to E_{FN} . However, in the case of pseudopotentials, it has to be mentioned that E_{FN} obtained with the effective Hamiltonian included in the LRDMC is not necessarily the lowest variational energy compatible with the signs of $\psi_G(x)$.

The paper is organized as follows: in Sec. II we describe the variational wave function and its corresponding basis set. In Sec. III, we introduce the QMC methods used. We present some important improvements in the SR technique to optimize the energy of a correlated wave functions containing several parameters. Moreover, we show how it is possible to reduce significantly the lattice discretization error in the LRDMC method in order

to improve its efficiency. Finally, in Sec. IV we discuss the results on the simple but strongly correlated carbon dimer, and the more demanding application to compute the binding energy of the face-to-face and parallel displaced configurations in the benzene dimer.

II. WAVE FUNCTION

We use the Jastrow correlated antisymmetrized geminal power (JAGP) introduced in Refs. 20 and 17, where the determinantal part (AGP) is nothing but the particle number conserving version of the Bardeen-Cooper-Schrieffer (BCS) wave function. The JAGP ansatz is the practical representation of the resonating valence bond idea, introduced by L. Pauling for chemical systems [21], and developed also by P. W. Anderson for strongly correlated spin systems [22]. Our variational wave function is defined by the product of two terms, namely a Jastrow J and an antisymmetric part ($\Psi = J\Psi_{AGP}$). The Jastrow term is further split into one-body, two-body and a three-body factors ($J = J_1 J_2 J_3$) described in the following. All the atomic and molecular cusp conditions are fulfilled through the one-body J_1 and the two-body J_2 Jastrow factors. The former treats the electron-ion cusp, while the latter cures the opposite-spin electron-electron cusp. They are both defined by means of a simple function $u(r)$ containing only one variational parameter F :

$$u(r) = \frac{F}{2} \left(1 - e^{-r/F} \right), \quad (2)$$

where $u'(r) = 1/2$ in order to satisfy the cusp condition for opposite spin electrons[23]. Then the two-body Jastrow factor reads:

$$J_2(\mathbf{r}_1, \dots, \mathbf{r}_N) = \exp \left(\sum_{i < j} u(r_{ij}) \right), \quad (3)$$

where $r_{ij} = |\mathbf{r}_i - \mathbf{r}_j|$ is the distance between two electrons. On the other hand the electron-ion cusp condition can be satisfied by the one-body term:

$$J_1(\mathbf{r}_1, \dots, \mathbf{r}_N) = \exp \left(- \sum_{i,j} (2Z_j)^{3/4} u((2Z_j)^{1/4} |\mathbf{r}_i - \mathbf{R}_j|) \right), \quad (4)$$

where \mathbf{R}_j are the atomic positions with corresponding atomic number Z_j . The reason to take this form for the one-body Jastrow factor was inspired by the work of Holzmann *et al.*[24] on dense Hydrogen: in the function u , the length scaling factor $(2Z)^{1/4}$ is used to satisfy the large distance RPA behavior, whereas the multiplicative factor $(2Z)^{3/4}$ is set by the electron-ion cusp condition:

$$\langle \frac{dJ_1}{d|\mathbf{r}_i - \mathbf{R}_j|} \rangle = -Z_j J_1 \quad \text{for } |\mathbf{r}_i - \mathbf{R}_j| \rightarrow 0 \quad (5)$$

where $\langle \rangle$ means the angular average. The above relation easily follows, since $u'(r) = 1/2$.

Once all the cusp conditions are satisfied, we can parametrize the remaining function J_3 and the AGP part of our resonating valence bond wave function $J\Psi_{AGP}$, and reach the CBS limit for both the full Jastrow factor J and the determinantal part, *with a Gaussian atomic basis set that does not contain any cusp*. This represents a clear advantage compared with the previous parametrization,[17] where it was not even possible to satisfy exactly all the electron-ions cusp conditions with a finite basis set. Furthermore, this parametrization is also particularly useful for interfacing a QMC code with standard packages for quantum chemistry calculations, which generally use a Gaussian basis set, and therefore are not supposed to satisfy *any* cusp conditions with a finite number of basis elements. Obviously this approach applies in the same way also for all-electron calculations.

The AGP geminal function[17] is expanded over an atomic basis set:

$$\Phi_{AGP}(\mathbf{r}^\uparrow, \mathbf{r}^\downarrow) = \sum_{l,m,a,b} \lambda_{a,b}^{l,m} \phi_{a,l}(\mathbf{r}^\uparrow) \phi_{b,m}(\mathbf{r}^\downarrow), \quad (6)$$

where the indices l, m span different orbitals centered on corresponding atoms a, b . In turn, the atomic orbitals $\phi_{a,l}$ are expanded with a set of primitive single zeta Gaussian functions. All the coefficients and the exponents of the gaussians are always consistently optimized. Notice that the largest number of variational parameters are contained in the symmetric λ matrix, the number of entries being proportional to the square of the atomic basis set size. For this reason, in order to reduce the total number of parameters, it is useful to lower the dimension of the atomic basis set, by introducing contracted orbitals.

The three-body J_3 Jastrow function takes care of what is missing in the one and the two-body Jastrow factors, namely the explicit dependence of the electron correlation on the ionic positions. Therefore, each term in J_3 includes two electrons and one ion interacting each other (this is the reason of the name “three-body”):

$$J_3(\mathbf{r}_1, \dots, \mathbf{r}_N) = \exp \left(\sum_{i < j} \Phi_J(\mathbf{r}_i, \mathbf{r}_j) \right) \\ \Phi_J(\mathbf{r}_i, \mathbf{r}_j) = \sum_{l,m,a,b} g_{l,m}^{a,b} \psi_{a,l}(\mathbf{r}_i) \psi_{b,m}(\mathbf{r}_j), \quad (7)$$

where the indices l and m in the Jastrow geminal Φ_J indicate different orbitals located around atoms a and b , respectively. Again, since all cusp conditions are already satisfied by J_1 and J_2 , in the pairing function $\Phi_J(\mathbf{r}_i, \mathbf{r}_j)$ we use single zeta gaussian orbitals, $\psi_{a,l}(r) = e^{-zr^2} r^k \times (\text{simple polynomial in } r_x, r_y, r_z)$, where $k \geq 0$ is an integer and z is the gaussian exponent. The polynomials are related to the real space representation of the spherical harmonics. For instance, to expand J_3 up to the angular momentum $l = 1$, we have used two types of orbitals, with $k = 0$ and $k = 1$ respectively. On simple dimer compounds we have tested that the inclusion

of the latter Jastrow orbital is particularly useful for an accurate description of the weak vdW interactions. Indeed, from a quantum mechanical point of view this type of interactions is due to the correlated transition (polarization) of a couple of electrons from s-wave states localized around two atoms to corresponding p-wave states. Whenever these two atoms are at large distance, we can expand J_3 for small values of $g_{l,m}^{a,b}$, and apply this term to a geminal product of two s-wave orbitals. In this way, it is clearly possible to describe vdW interactions, provided the gaussian basis set used for J_3 contains also suitable p-wave components. Moreover, we added in the J_3 pairing function also one body terms, which are the product of single zeta gaussian orbitals times a constant (i.e. like $g_{l,c}^{a,b} \psi_{a,l}$, where c refers to the constant “orbital” $\psi_{b,c} = 1$). Thus, our wave function can include a complete basis set expansion also for the one body Jastrow factor.

III. IMPROVED NUMERICAL METHODS

In this section we introduce some developments of two recently introduced QMC techniques, the SR[25] and the LRDMC[14] methods, reported in the first and second subsection, respectively. The improvements described here are of fundamental importance in order to apply successfully those methods to realistic electronic systems with about 100 valence electrons.

A. Minimization method

As described in the previous Section, the JAGP variational wave function can contain a large number p of non linear parameters $\{\alpha_k\}$, which are usually difficult to optimize for three main reasons, listed below in order of difficulty:

- (i) The occurrence of several local minima in the energy landscape, leading to the very complex numerical problem of finding the global minimum energy.
- (ii) The strong dependence between several variational parameters. Sometimes, the variation of some non linear parameters in the wave function can be almost exactly compensated by a corresponding change of other parameters. This may lead to instabilities and/or slow convergence to the minimum energy.
- (iii) The slow convergence to the minimum energy can also be due to simple-minded and/or inefficient iterative methods.

In the QMC framework, the energy minimization is further complicated by the statistical uncertainty, which affects all quantities computed, including the optimization target, namely the total energy. Despite these difficulties, a lot of progress has been made recently in the

energy optimization of highly correlated wave function, especially for the alleviation of problems (ii) and (iii) [26, 27, 28]. As far as the problem (i) is concerned, the solution remains only empirical and relies on the ability to find a good starting point of the minimization procedure.

In this work we have used a simple improvement of the SR method introduced in Ref. 25 for lattice systems, and applied later to small atoms[20] and molecules[17]. The SR method has shown to be an efficient and robust minimization scheme, although in cases with many variational parameters the convergence to the minimum was much slower and inefficient for a subset of parameters. From this point of view, by using soft-pseudopotentials to remove the core electrons, we have experienced a speed up in the wave function optimization, because the too short wave-length components, responsible of the slowing down, are no longer present. Moreover, the recent methods based on the Hessian matrix[26, 27, 28] provide a further improvement in efficiency, since they allow to converge to the minimum energy with fewer iterations.

Within the SR minimization, the variational parameters are changed at each iteration:

$$\alpha'_k = \alpha_k + \delta\alpha_k$$

according to the simple rule:

$$\delta\alpha_k = \Delta t \sum_{k'} s_{k,k'}^{-1} f_{k'} \quad (8)$$

where $\Delta t > 0$ is small enough to guarantee convergence to the minimum, whereas $f_k = -\frac{\partial E}{\partial \alpha_k}$ are the generalized forces. The SR matrix s can be any positive definite matrix (e.g. if s is the identity matrix one recovers the standard steepest descent method), but to accelerate the convergence to the minimum and avoid the problem (ii) it is much more convenient, as explained in Ref.17, to use the positive definite matrix defined by:

$$s_{k,k'} = \langle O_k O_{k'} \rangle - \langle O_k \rangle \langle O_{k'} \rangle, \quad (9)$$

where the brackets in $\langle C \rangle$ denote the quantum expectation value of a generic operator C over the variational wave function ψ_G with parameters $\{\alpha_k\}$. Moreover, O_k 's are operators diagonal in the Hilbert space spanned by configurations $\{x\}$, where electrons have definite positions and spins:

$$O_k(x) = \partial_{\alpha_k} \ln |\langle x | \psi_G \rangle|. \quad (10)$$

The symmetric matrix s in Eq. 9 has certainly non negative eigenvalues because it is just an overlap matrix. In the following, we will assume that the matrix s is strictly positive definite, as this condition can be easily fulfilled by removing from the optimization those variational parameters which imply strictly vanishing eigenvalues for s . This possibility never occurs in practice, unless the wave function has not been efficiently parametrized and contains redundant variational parameters.

At each iteration the various quantities - the matrix elements $s_{k,k'}$, and the generalized forces f_k - are evaluated stochastically over a set of M configurations $x_i, i = 1, \dots, M$, generated by the standard variational Monte Carlo method according to the statistical weight $\pi_x = \frac{|\langle x | \psi_G \rangle|^2}{\langle \psi_G | \psi_G \rangle}$. In order to avoid ergodicity problems, apparent when the atoms are far apart, we have also included large hopping moves[29] to the standard Metropolis transition probability. In the limit $M \rightarrow \infty$, the statistical uncertainty vanishes like $1/\sqrt{M}$, and the above minimization strategy certainly converges to some local minimum for small enough Δt and for large enough number of iterations.

In the QMC framework it is obviously important to work with a small number M of configurations, because this number is proportional to the computer time required for the optimization. However, though the SR method is rather efficient, the statistical noise can deteriorate the stability of the method, especially because the matrix s can be ill-conditioned, namely with very small eigenvalues, and its inverse can dramatically amplify the noise present in the forces. Indeed the SR matrix, even when computed with a finite number M of samples, remains positive definite, but the lowest eigenvalues and corresponding eigenvectors can be very sensitive to the statistical noise. In a previous work[17], we described a simple strategy to work with a well conditioned matrix s , by disregarding some variational parameters at each iteration in the optimization procedure. This method has a problem, because sometimes it is necessary to disregard a large fraction of the total number p of parameters. Moreover, we have experienced that removing variational parameters from the optimization may be very dangerous, as the probability to remain stuck in a local minimum or even in a saddle point grows dramatically, especially for large p . This occurs even when a relatively small number of parameters is not considered in the optimization.

In order to avoid the above problems, and improve the stability of the method, we have modified and simplified the conditioning of the matrix s . At each step, we evaluate the SR matrix with a small bin length ($M \sim 1000 - 10000$), and we regularize it by the simple modification of its diagonal elements:

$$s_{k,k} = s_{k,k}(1 + \epsilon), \quad (11)$$

where ϵ can be considered a small Monte Carlo cut-off, which can be safely chosen smaller than the average statistical accuracy of the diagonal matrix elements $s_{k,k}$. In this way the modified matrix appears well conditioned and without too small eigenvalues. Consequently, the improvement in stability can be substantial as shown in Fig.(1) for a simple lattice model test case[27]. At the same time, there is no need to disregard variational parameters as in the previous scheme. It is important to emphasize that also the modified s matrix is positive definite, because the sum of two positive definite matrices, $s_{i,j}$ and $\epsilon \delta_{i,j} s_{i,i}$ [30], remains a positive definite matrix.

As we have already mentioned, this is the only requirement for the iteration in Eq. 8 to converge to a minimum ($f_k = 0 \forall k$). Therefore, since all force components f_k are not *biased* by the s -matrix modification, by means of our approach the exact minimum can be reached for arbitrary values of ϵ and $M \rightarrow \infty$.

Obviously other similar regularizations are possible and were also adopted elsewhere[26, 31, 32]. For instance, it is possible to add a simple rescaled identity to s ($s_{k,k} \rightarrow s_{k,k} + \epsilon$), and obtain a well conditioned modified matrix with all eigenvalues greater than ϵ . However, we have preferred to use the less obvious modification in Eq. 11, because in this way the relative change is the same for all diagonal elements, which are not deteriorated too much in the case they are very small. This is particularly useful for the optimization of the present JAGP wave function, as it contains some parameters (e.g. the $\lambda_{i,j}$ in the determinant) ranging in a very tiny interval (e.g. within $10^{-3} - 10^{-6}$) and some others (e.g. the exponents z_i in the gaussians) spanning a much wider range (e.g. within $1 - 100$). Without the appropriate scaling provided by the diagonal elements of the SR matrix in Eq. 8, an exceedingly small Δt should be used for a stable convergence, which would imply, on the other hand, a prohibitively slow convergence.

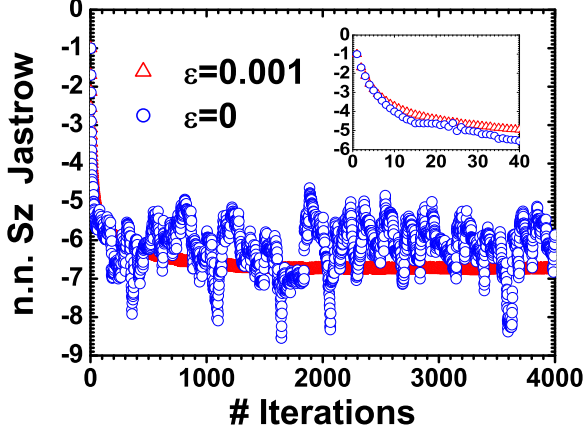


FIG. 1: Optimization of the variational wave function in the simple 1D Heisenberg model $H = J \sum_i \vec{S}_i \cdot \vec{S}_{i+1}$ with the standard SR ($\epsilon = 0$, open circles), and with the present regularization ($\epsilon = 0.001$, open triangles). Further details on the wave function can be found in Ref. 27. In the figure, the evolution of the nearest neighbor spin-spin (n. n. Sz) Jastrow parameter is plotted. For each iteration, the forces and the SR matrix in Eq. 8 were evaluated over $M = 2500$ samples, whereas $\Delta t J = 0.125$. From this plot it is clear that the SR method with $\epsilon = 0.001$ is several order of magnitudes more efficient than the standard SR for determining the variational parameter with given statistical accuracy. The inset shows the first few iterations.

The present optimization scheme is in practice very efficient. For a given bin length M , the SR method becomes optimal for ϵ equal to a *finite* value, which may be even much smaller than the statistical accuracy of the matrix elements $s_{k,k'}$. In the optimal limit, the statistical fluctuations of the variational parameters are substantially suppressed without slowing down too much the convergence to the energy minimum (see e.g. Fig. 1). Probably, the value $\epsilon = 0$ is optimal only for a noiseless infinite precision arithmetic.

B. LRDMC method with a better $a \rightarrow 0$ limit

After the energy minimization of a given variational wave function ψ_G , a substantial improvement in the correlation energy is obtained by using the DMC method, with the so called FN approximation. This method allows in principle to determine statistically the lowest energy wave function $\psi_{FN}(x)$ with the same nodal surface as $\psi_G(x)$, namely $\psi_{FN}(x)\psi_G(x) \geq 0$ (FN constraint). In other words the corresponding energy $E_{FN} = \frac{\langle \psi_{FN} | H | \psi_{FN} \rangle}{\langle \psi_{FN} | \psi_{FN} \rangle}$ is the minimum possible within the FN constraint. Only recently this idea has been generalized[14, 33] to include non local potentials in a rigorous variational formulation. The LRDMC method is based on a lattice discretization of the exact Hamiltonian included in the standard DMC framework. In short, the exact Hamiltonian H is replaced by a lattice regularized one H^a , such that $H^a \rightarrow H$ for $a \rightarrow 0$, where a is some lattice space which allows to discretize the kinetic energy using finite difference schemes, e.g. $\partial_y^2 \psi(y) = \frac{\psi(y+a) + \psi(y-a) - 2\psi(y)}{a^2}$, where $\psi(y)$ is an arbitrary function. Indeed, our approximate laplacian is:

$$\begin{aligned} \Delta^{a,p} f(x, y, z) = & \\ \eta/a^2 [& p(x + a/2, y, z)(f(x + a, y, z) - f(x, y, z)) \\ & + p(x - a/2, y, z)(f(x - a, y, z) - f(x, y, z))] \\ & + x \leftrightarrow y \leftrightarrow z. \end{aligned} \quad (12)$$

where $(x, y, z) \equiv \mathbf{r}$ are Cartesian coordinates, and the function p is given by

$$p(\mathbf{r}) = 1/(1 + Z^2|\mathbf{r} - \mathbf{R}|^2/4), \quad (13)$$

where \mathbf{R} is the atom position closest to the electron in \mathbf{r} , and Z is the largest atomic number considered in the system. In particular for the carbon atom, we used $Z = 4$ throughout this study, as the 1s electrons are removed by the pseudopotential. The constant η behaves as $1 + O(a^2)$ and is introduced to further reduce the error coming from the discretization of the kinetic term.

As pointed out in Ref.14, an appropriate use of two lattice spaces a and a' with fixed irrational ratio $a'/a = \sqrt{Z^2/4 + 1}$ allows to define H^a in the continuous space even for finite a . In the same work, the constant η was determined by requiring that the discretized kinetic energy is equal to the continuous one calculated on the state

ψ_G . Here we have found that this requirement is not particularly useful for obtaining a very small lattice discretization error in the total energy. Indeed as shown in Fig. 2, it is much more convenient to define $\eta = 1 + Ka^2$, with K determined empirically in order to reduce the systematic finite a error. The optimal value of $K = 3.2a.u$ ($10.8a.u.$), with $a'/a = \sqrt{5}(\sqrt{10})$, has been determined for the carbon (oxygen) pseudoatom, and can be then used also for larger systems containing the same atom, as we have done in the forthcoming studies.

In principle, the LRDMC method allows to calculate the expectation value of the Hamiltonian H on the more accurate FN wave function ψ_{FN} . However, this approach is rather time consuming because several runs have to be performed and some extrapolation is required, which increases the statistical error by at least a factor of 3. Since the LRDMC method - like any other projection method - is quite expensive, in the following we have preferred to evaluate the simplest upper bound, indicated here by E_{LRDMC} , valid for the directly computable mixed average $E_{LRDMC} = \frac{\langle \psi_G | H | \psi_{FN} \rangle}{\langle \psi_G | \psi_{FN} \rangle} > E_{FN}$, an inequality that follows by applying the variational theorem on the Hamiltonian H^a . [14, 19, 34]

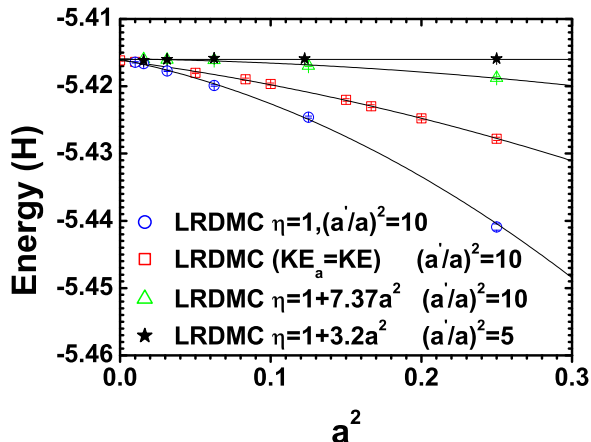


FIG. 2: Energy (Hartree) vs lattice space a for various ways to approach the $a \rightarrow 0$ limit. The symbol $KE_a = KE$ refers to the choice made in Ref. 14, where η was obtained by setting the lattice regularized kinetic energy equal to the continuous one.

IV. RESULTS

Before tackling the calculation of the weak interaction between two benzene molecules, we studied the effect of the basis set on our results, and the size consistency of our variational JAGP wave function. The basis set dependence has been analyzed extremely carefully on the carbon and oxygen pseudoatoms, as reported in Sub-

section IV A, while the size consistency problem of the JAGP ansatz applied to carbon-based compounds is described in Subsection IV B. We studied the relation between the size consistency and the binding energy, computed for the carbon dimer and the benzene ring. Finally, in Subsection IV C we report the main results on the benzene dimer.

In all those calculations, we used soft pseudopotentials to replace the $1s$ electron pair in the carbon and oxygen atoms. The former contains a norm-conserving HF pseudopotential, generated using the Vanderbilt construction [35], while an ab-initio energy-adjusted HF pseudopotential is included in the oxygen. In the latter case, the effective core potential has been fitted [36] to reproduce a wide range of HF excitations from the neutral, the cation, and the anion atom. The transferability and the accuracy of the energy-adjusted pseudopotentials have shown to be excellent in a recent systematic study of the carbon dimer binding energy [28]. However in this work we have not adopted this recent pseudopotentials for the Carbon based compound.

A. VMC/LRDMC basis set dependence on carbon and oxygen pseudoatoms

As shown in Tabs. (I) and (II), the convergence with the basis set appears quite rapid in the carbon and oxygen atoms. Within the present QMC framework, based on the JAGP, there is no need of a large basis set, probably because all the cusp conditions can be fulfilled exactly by the variational wave function, even if it is expanded over a finite basis set. In this way the polarization orbitals (e.g. with angular momentum d) have not to be included in the QMC ansatz for an accuracy of $\simeq 1mH$. This is quite remarkable if we consider the sensitivity to the basis set commonly observed in conventional quantum chemistry methods. Indeed, as shown by Dunning [37], the contribution of the first polarization orbital to the correlation energy of the oxygen atom is $\simeq 60mH$, an effect about *two* order of magnitudes larger than the one reported in Tab. II, both for the VMC and the LRDMC oxygen atom calculations, where the gain in energy (if any) is within the statistical accuracy of the simulations ($\approx 0.5mH$). In these tables it is interesting to observe that, while the oxygen is well described by a Jastrow-Slater wave function, in the carbon atom the AGP plays a crucial role for characterizing the non-dynamical correlations, providing an energy gain of about $10mH$ even within the LRDMC method. This shows that our approach based on the JAGP is particularly useful for generic (saturated and unsaturated) carbon based compounds.

In order to extend the calculation to large electronic systems, an appropriate contraction of a large primitive basis set (up to $6s6p$) is important to reduce the dimension of the λ matrix in the AGP part (Eq. 6). Notice that there is a substantial gain in the LRDMC corre-

lation energy, by slightly increasing the HF 1s1p contracted basis with another contracted s shell. Indeed, already the [2s1p] contraction provides a much better LRDMC energy, implying that within our JAGP wave function it is possible to improve substantially the nodes of the HF Slater determinant, with a little extension of the variational freedom. It is important to emphasize that we have also optimized the HF determinant in the presence of the Jastrow factors described in Sec. II. On the other hand, as shown in Tab. I, we have obtained the HF energy within our general Monte Carlo optimization scheme, even though, in this case, it is obviously not necessary to use a statistical method. The LRDMC calculation in the HF case was done after optimizing the two-body and three-body Jastrow factors, without changing the HF determinant. Although the variational energy of this Slater-Jastrow wave function is higher than the corresponding fully optimized HF+Jastrow one, their LRDMC energies are the same. This implies that, within a single determinant wave function, it is difficult in this case to improve the nodes even when the Jastrow and the determinantal parts are optimized together.

Nevertheless, our optimization scheme is very stable and reliable and allows to optimize a rather large number of variational parameters in a systematic way. Within the JAGP ansatz and in particular for the benzene molecule, it is extremely important to optimize the wave function in order to improve the nodal structure, and obtain a good LRDMC total energy. This was previously pointed out by two of us, in an all-electron calculation within the standard DMC framework.[17] In that case, the DMC method provides the same total energies as the LRDMC method, used here, since for both methods the FN approximation is exactly the same in absence of pseudopotentials.

B. Binding energy of C_2 and benzene molecule, a size consistency study

Though the [2s1p] contraction is a rather small basis and does not provide the converged result in the total energy of the carbon atom, it represents a good compromise between accuracy and efficiency, because it can describe satisfactorily the chemical bond in all carbon-based compounds studied, as it is shown in Tab. III.

To this purpose, in this Table we have reported two methods to calculate the binding energy. In the standard method (method I), we compute the difference between the total energy at the equilibrium distance and the sum of the energies of the independent fragments for a chosen atomic basis set. The second method (method II) is based on the evaluation of the difference between the total energy at the equilibrium distance and the energy directly obtained when the constituents of the compound are still together, but pulled apart at large distance.

In the following we show that method II is more appropriate to compute the binding energy within the JAGP

ansatz. Indeed, the AGP part is the particle conserving BCS version only for the total number, not for the number in a local sector of the wave function. Therefore, if more than one fragment is included in the same AGP wavefunction, the number of electrons on each fragment is not conserved, and this leads to unphysical charge fluctuations which are energetically expensive. The Jastrow factor can significantly lower the energy, by imposing the right occupation number, but the local conservation of charge is fully restored only in the CBS limit of the Jastrow expansion. Thus, with a finite basis set in the Jastrow factor, the JAGP wavefunction is clearly more accurate for a single fragment than for the whole system, and method I usually underestimates the binding energy of the compound. On the other hand, method II is much more accurate, as it includes the cancellation of the finite basis set errors in the Jastrow term.

Moreover, in order to exploit a better cancellation of errors, it is important that the energy of the fragments at large distance is obtained by iteratively optimizing the wavefunction of the compound for larger and larger separations of the fragments. In this way, one follows adiabatically the fragmentation process, and avoids possible spurious energy minima, that may occur in the optimization of a non linear function such as the JAGP.

For a perfectly size consistent wave function, methods I and II should coincide in the CBS limit. The JAGP wavefunction is perfectly size consistent for fragments which are singlet, and with the Jastrow factor in the CBS limit. In the case of two singlets at large distance, it is enough to define the matrix λ of the compound as the sum of the two fragments A and B ($\lambda = \lambda^{A,A} + \lambda^{B,B}$), with an appropriate Jastrow factor freezing the charge in A and B when these two are far apart. In presence of unpaired orbitals, e.g. for the triplet Carbon atom, size consistency is very difficult to fulfill in general. For instance, a singlet $S = 0$ C_2 wavefunction corresponding to two entangled Carbon atoms at large distance can be obtained only with six independent Slater determinants, by appropriately combining the two unpaired p -orbitals of each Carbon HF wavefunction, i.e.:

$$\begin{aligned}
 |S = 0, A \text{ far from } B\rangle = & \\
 & \frac{1}{\sqrt{3}} |p_x \uparrow A, p_y \uparrow A, p_x \downarrow B, p_y \downarrow B\rangle \\
 & + \frac{1}{\sqrt{3}} |p_x \downarrow A, p_y \downarrow A, p_x \uparrow B, p_y \uparrow B\rangle \\
 & - \frac{1}{2\sqrt{3}} |p_x \uparrow A, p_y \downarrow A, p_x \uparrow B, p_y \downarrow B\rangle \\
 & - \frac{1}{2\sqrt{3}} |p_x \uparrow A, p_y \downarrow A, p_x \downarrow B, p_y \uparrow B\rangle \\
 & - \frac{1}{2\sqrt{3}} |p_x \downarrow A, p_y \uparrow A, p_x \uparrow B, p_y \downarrow B\rangle \\
 & - \frac{1}{2\sqrt{3}} |p_x \downarrow A, p_y \uparrow A, p_x \downarrow B, p_y \uparrow B\rangle \quad (14)
 \end{aligned}$$

where each term in the above expression is a single deter-

TABLE I: LRDMC ground state energies (Hartree units) for carbon pseudoatom using various basis sets. The LRDMC value is a rigorous upper bound for the ground state energy. The limit $a \rightarrow 0$ was obtained by using $\eta = 1 + 3.2a^2$ in Eq. 12. The 2-body Jastrow factor has the form reported in Eq. 3. The Jastrow and the AGP (or HF) geminals are expanded on a primitive gaussian basis denoted by $(ns\ mp)$, where n (m) is the number of s-wave (p-wave) gaussian orbitals. Analogously, the number and type of contracted orbitals follow the slash symbol. In particular $(6s6p)/[1s1p]$ denotes the standard HF Slater determinant. For comparison the HF energy obtained in the CBS limit is -5.319505 Hartree.

Wave function	3-body J basis	AGP basis	VMC	LRDMC
AGP+2-body	-	(2s2p)	-5.266 (1)	-5.397(1)
AGP+2-body	-	(3s3p)	-5.392 (1)	-5.416(1)
AGP+2-body	-	(4s4p)	-5.4066(4)	-5.4178(3)
AGP+2-body	-	(5s5p)	-5.4095(3)	-5.4180(1)
AGP+2-body	-	(6s6p)	-5.4096(2)	-5.4181(1)
AGP+2-body	-	(5s5p1d)	-5.4096(2)	-5.4182(1)
AGP+2&3-body	(1s1p)	(5s5p)	-5.4103(2)	-5.4181(1)
HF	-	(6s6p)/[1s1p]	-5.3193(3)	-5.4107(3)
HF+2&3-body	(1s1p)	(6s6p)/[1s1p]	-5.3991(3)	-5.4107(2)
AGP+2&3-body	(2s)	(6s6p)/[2s1p]	-5.4075(2)	-5.4160(1)
AGP+2&3-body	(3s2p)	(4s5p)/[2s2p]	-5.4115(1)	-5.4182(1)
AGP+2&3-body	(3s2p)	(6s6p)	-5.4113(1)	-5.4183(1)

TABLE II: Same as in Tab.(I) for the oxygen pseudoatom. For a comparison with the reported values, the unrestricted HF, the MP2 and the CCSD(T) on the VTZ basis set have total energies of -15.7149 , -15.8636 , and -15.8822 respectively, calculated with Gaussian 03, Revision C.02 [38]. The limit $a \rightarrow 0$ was obtained by using $\eta = 1 + 10.8a^2$ in Eq. 12.

Wave function	3-body J basis	AGP basis	VMC	LRDMC
AGP+2-body	-	(2s2p)	-15.410 (3)	-15.834(2)
AGP+2-body	-	(3s3p)	-15.813(1)	-15.884(1)
AGP+2-body	-	(4s4p)	-15.8611(6)	-15.8901(3)
AGP+2-body	-	(5s5p)	-15.8687(4)	-15.8916(2)
AGP+2-body	-	(6s6p)	-15.8685(6)	-15.8918(3)
AGP+2-body	-	(5s5p1d)	-15.8679(5)	-15.8920(3)
HF+2-body	-	(5s5p)/[1s1p]	-15.8674(5)	-15.8920(3)

minant, with the orbitals indicated inside the brackets, together with the four $2s$ orbitals ($2s \uparrow A$, $2s \downarrow A$, $2s \uparrow B$, $2s \downarrow B$).

The JAGP wavefunction can be perfectly size consistent even for triplet fragments in the ideal but important limit of strong repulsion between electrons in the same orbital (strong Hubbard U). In this limit the occupation of the same unpaired p -orbital by electrons of opposite spins is forbidden as in the singlet expansion for C_2 (Eq. 14), and the two Carbon Slater determinants, each with two unpaired orbitals p_x and p_y , can be joined in a single determinant (AGP singlet), by turning on matrix elements such as:

$$\lambda_{A,B}^{p_x,p_x} = \lambda_{A,B}^{p_y,p_y} = \lambda_{A,B}^{p_x,p_y} = -\lambda_{A,B}^{p_y,p_x},$$

where A and B indicate the two Carbon atoms at large distance, and these matrix elements are assumed to be small compared with the occupied $2s$ orbitals (e.g. $\lambda_{A,A}^{2s,2s} = \lambda_{B,B}^{2s,2s} = 1$). Then, it is simple to show that the 6 Slater determinants defining the C_2 singlet can be obtained with the correct coefficients by a *single determinant* AGP wavefunction, provided the double occupations of the p_x and p_y orbitals can be projected out by an

appropriate Jastrow factor. However, the Jastrow factor used here, within the present JAGP expansion, can only partially project out double occupation of the same orbital because it depends only on the total electron density and not explicitly on the corresponding angular momentum orbital components. By consequence, the present JAGP wavefunction can be only approximately size consistent in this special case. However, since this loss of size consistency is clearly due to a local effect of the correlation on the same atomic orbital, one expects that this contribution should be almost the same both at the equilibrium and at large $A - B$ distance, and therefore it should affect weakly the chemical bond.

Within this hypothesis, that looks very well confirmed in Fig(3), it is possible to obtain a good chemical accuracy ($\simeq 0.1eV$), by using only a single geminal JAGP ansatz. Notice that in this picture the LRDMC energy appears very smooth and reasonable at large distance, even without approaching the energy of two isolated Carbon atoms. This calculation suggests that in the exact size consistent framework, which includes many AGP or determinants, the total energy should acquire only an irrelevant rigid shift, at least within the LRDMC method.

Unfortunately we are not aware of very accurate calculation of the full energy dispersion in C_2 , but the zero point energy (ZPE), computed from the data in Fig.(3), is in very good agreement with the experimental value ($4.2mH$)[39], clearly supporting the accuracy of our calculation apart for an irrelevant energy shift.

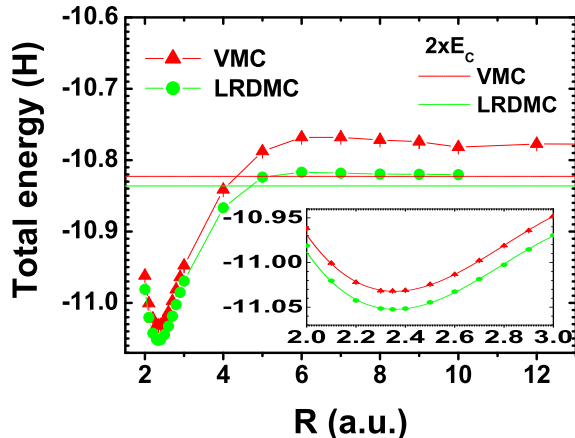


FIG. 3: Energy for two Carbon atoms as a function of their distance. We used a $(4s5p)/[2s2p]$ GTO basis set for the AGP part, and a $(3s2p)$ uncontracted GTO basis set for the Jastrow factor. The atomic basis set convergence has been reached within $1mH$ at the VMC level for the molecule at the equilibrium distance. The LRDMC and VMC energies are not fully size consistent (for large R they should approach the energies indicated by the full lines standing below). The VMC curve shows a maximum at $R = 6$ and a shallow minimum at $R = 10$, which are almost completely removed by the LRDMC energies (within an accuracy of $0.1eV$). The inset shows an expansion of the picture around the equilibrium distance. Here a cubic polynomial has been used for fitting the data in the range $2.1 \leq R \leq 3$. From this interpolation the resulting VMC [LRDMC] equilibrium distance is $2.357(4) a.u.$ [$2.358(5) a.u.$], and the ZPE is $4.20(4) mH$ [$4.20(5) mH$].

The very remarkable outcome of this careful analysis is that it is possible to describe well the chemical bond in most of the interesting carbon-based compounds, as shown in Tab. III. As a further confirmation that this hypothesis is plausible, we have computed the equilibrium distance of the carbon dimer (Tab. IV) using the simultaneous optimization of the bond length and the variational parameters as described in Ref. 17. By means of this technique, based on energy derivatives, we can compute the bond length much more accurately than by fitting only the total energy around the minimum (e.g. in the calculation of the bond length in Fig. 3, a much larger statistical error is obtained for this quantity). We found a perfect agreement with the experimental bond length in the large basis set limit.

C. The benzene dimer

As discussed in the previous subsection for two singlet molecules A and B with electron number N_A and N_B respectively, the JAGP is size consistent whenever the three-body Jastrow factor is optimized in the CBS limit. In this way, this term can fully project out the charge fluctuations present in the AGP part of the wave function, which would erroneously allow a number of electrons different from N_A and N_B even when the molecules A and B are at very large distance. In our variational wave function the Jastrow geminal (Eq. 7) is defined only on a $(3s2p)$ single zeta gaussian basis set for the carbon atom, and a $(1s)$ single zeta for the hydrogen atom. Nevertheless, the wave function is very close to be size consistent, because the total energy evaluated at a fairly large distance, i.e. $12 a.u.$, is given by $E_{A+B} = -75.0825 \pm 0.0003H$ after a full energy optimization, whereas the energy of a single benzene molecule within the same basis set is given by $E_A = -37.5422 \pm 0.0002H$, i.e. exactly $E_{A+B}/2$ within error bars. Therefore, the JAGP ansatz with the chosen basis set is supposed to be accurate enough to describe the weak interactions in the benzene dimer, as both the basis set convergence and the size consistent behavior are taken into account.

The full dispersion curve of the benzene dimer is reported in Fig.(5) for a face-to-face geometry, together with the more accurate LRDMC results. As it is apparent from this picture, the LRDMC result does not change qualitatively the variational outcome, showing a very weak dispersion, much less deep if compared to the most accurate CCSD(T) results. Our best value of the binding energy is $0.5(3) kcal/mol$. It is possible that the LRDMC method reduces the VMC bond length ($9 - 10a.u.$) by $1 - 2a.u.$, though an accurate determination of this quantity is rather difficult due to the very shallow minimum.

We have extended the calculation to the parallel displaced geometry (see Fig.6), which has been proposed to be the most stable configuration. However, since in this case the number of variational parameters is larger ($\simeq 10000$), we have used partial information of the Hessian matrix, following the scheme introduced in Ref. (27) to accelerate the convergence of the minimization. In the first iteration we move the parameters along the direction $\vec{g}_1 = s^{-1}\vec{f}$, with s the regularized SR matrix in Eq. 11. At this step, the Hessian matrix gives the optimal amplitude γ_1 of the parameter change $\delta\vec{\alpha} = \gamma_1\vec{g}_1$. Analogously, after n iterations the variation of the parameters is given by $\delta\vec{\alpha} = \sum_{i=1}^n \gamma_i\vec{g}_i$, where $\{\gamma_i\}_{i=1,n}$ are determined by using the Hessian matrix of the last iteration n . After changing the variational parameters $\vec{\alpha}_k \rightarrow \vec{\alpha}_k + \delta\vec{\alpha}_k$, a new vector $\vec{g}_{n+1} = s^{-1}\vec{f}$ is computed with the new wave function, and then the procedure is repeated iteratively. Notice that a single optimal direction is “collective” in the parameter space, as it involves many degrees of freedom. In this way the minimization proceeds in a very stable and fast way, as shown in Fig. 4. The main ad-

TABLE III: Binding energy (eV) for carbon-based compounds, obtained with the JAGP wave function described in the text for a given atomic basis set, reported in the table. The most accurate binding energy is obtained by evaluating the difference between the total energy at the equilibrium and at large distance (method II). For the benzene molecule we exploited the size consistency of the JAGP ansatz valid for singlet fragments and complete Jastrow factor. Therefore, we considered first the fragmentation process $C_6H_6 \rightarrow 3H_2 + 3C_2$, and then we used the already determined C_2 binding energy with method II (for H_2 the JAGP is clearly size consistent, since it is exact for two electrons). The less accurate method is the standard one (method I), obtained by computing the large distance energy by summing the energy of each individual fragment with the same basis. In the contracted $[2s2p1d^*]$, $[2s2p^*]$ or $[2s1p^*]$ cases, used generally here in the large system cases, the coefficients of the contracted orbitals are assumed to be independent of the angular momentum projection l_z . Notice also that the inclusion of the polarization d-orbital does not affect the binding of C_2 within $1mH$. The DMC HF binding energy (I) for C_2 is $5.66eV$ [28]. The last column refers to the non relativistic value estimated either by experiments or by a very accurate calculation for C_2 .

Compound	3-body J basis	AGP basis	# par	VMC (I)	LRDMC (I)	VMC(II)	LRDMC (II)	Estimated
C_2	(3s2p)	(6s6p)/[2s1p [*]]	69	5.806 (16)	5.946(4)	6.766(25)	6.267(4)	6.36(1) ^a
C_2	(3s2p)	(6s6p)/[2s1p]	74	5.884(16)	5.959(4)	6.862(6)	6.283(5)	6.36(1) ^a
C_2	(3s2p)	(4s5p)/[2s2p [*]]	95	5.688(8)	5.883(4)	6.910(7)	6.318(9)	6.36(1) ^a
C_2	(3s2p1d)	(4s5p1d)/[2s2p1d [*]]	136	5.724(8)	5.887(4)	6.893(7)	6.314(7)	6.36(1) ^a
C_2	(3s2p)	(6s6p)	255	5.763(12)	5.812(4)	6.737(5)	6.289(4)	6.36(1) ^a
C_6H_6	(3s2p)	(6s6p)/[2s1p [*]]	505	57.06(3)	58.105(9)	59.942(60)	59.067(8)	59.24(11) ^b

^aRef. 28

^bRef. 40

TABLE IV: Equilibrium distance of the C_2 molecule obtained by minimizing the energy of the JAGP with the given basis set. The symbols used refer to the ones defined in previous tables.

3-body J basis	AGP basis	# par	R (VMC)	R (exp)
(3s2p)	(6s6p)/[2s1p [*]]	69	2.3555(8)	2.3481
(3s2p)	(6s6p)/[2s1p]	74	2.3559(9)	2.3481
(3s2p)	(6s6p)	255	2.3480(6)	2.3481

vantage of this method is that the Hessian matrix can be calculated in a small basis set, and it is not necessary to introduce any further regularization parameter other than $\epsilon = 10^{-4}$ (Eq. 11).

The optimization of the parallel displaced benzene dimer is rather heavy (about two days on a 64 processor SP5 parallel machine) because in every iteration shown in Fig.(4) a very high statistical accuracy is required, due to the so many variational parameters, otherwise all the matrices involved in the iteration process (especially the large overlap matrix s) are too much noisy. For this reason we have performed the wave function optimization only for two particular geometries reported in Tab. V. From the force components in the two inequivalent directions, it is clear that the minimum energy occurs at a value of $R_2 = 7.5 \pm 0.2 a.u.$, while R_1 is about unchanged. The binding energy is 2.2(3) kcal/mol.

V. CONCLUSION

In this work, we have devised a QMC framework which is able to provide reliable estimates of weak chemical bonds, mainly driven by vdW dispersive forces. We used

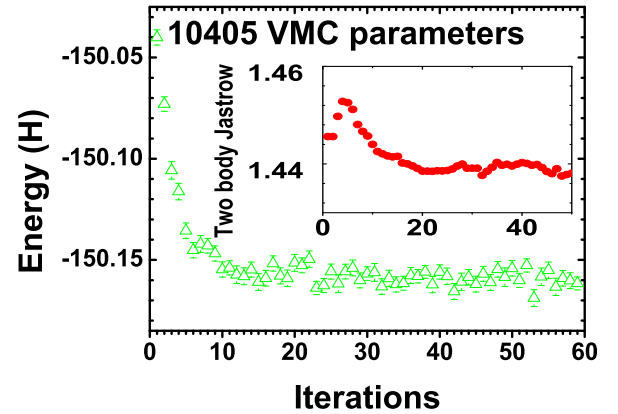


FIG. 4: Total energy (Hartree) of the variational wave function during the optimization of all the 10405 variational parameters consistent with the chosen basis in the parallel displaced geometry shown in Fig.(6). The case $R_1 = 7 a.u.$ and $R_2 = 3.4 a.u.$ is considered here. In the inset the evolution of the variational parameter F (Eq. 3) is shown.

a highly correlated variational wave function, the JAGP ansatz, which contains all the necessary ingredients to describe intermolecular interactions: (i) a very high “on site” accuracy, through the inclusion of near degeneracy correlation effects in the AGP part, (ii) the possibility to control the molecular charge distribution through a local 3-body Jastrow factor, (iii) the capability to take into account the intermolecular correlation, responsible for the weak dispersive forces, by means of a “long-range” Jastrow term, which connects the molecules (or the fragments) involved in the interaction. Although the JAGP

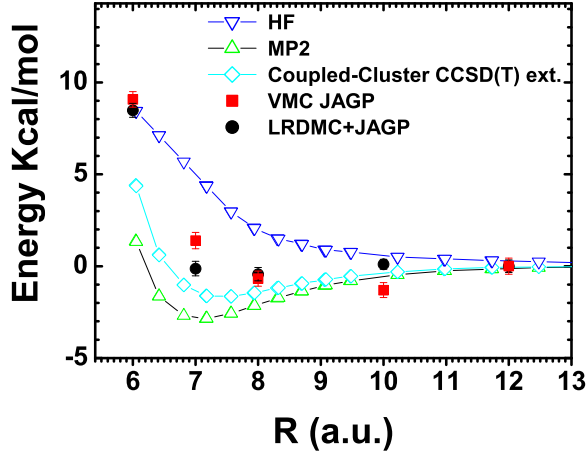


FIG. 5: Energy for two face-to-face benzene molecules as a function of their distance for different methods. The reference was taken at $R = 12$. The LRDMC kinetic parameters are $\eta = 1.8$, $a = 0.5a.u.$, and $a'/a = \sqrt{5}$. The nearest neighbor $C-C$ ($C-H$) distance was set to 2.636 (2.038) a.u. in the two molecules.

ansatz is not size consistent in general, we have shown that in the carbon-based compounds analyzed here it is possible to obtain accurate and reliable results, by taking the calculation of the system in the large distance geometry as reference point.

We have described an improved optimization method, based on a proper regularization of the overlap matrix in the SR scheme, which can be further boosted by the information of the Hessian matrix. With this method it is possible to optimize a number of parameters of the order of 10000. Our fully optimized variational wave function has been used as initial guess in projection LRDMC calculations. We also found the optimal setting of the kinetic parameters in the LRDMC method, in order to speed up the diffusion MC simulations with pseudopotentials. After the optimization step and the LRDMC projection, our results are very weakly dependent on the basis set used, at variance with the post-HF quantum chemistry methods.

We studied the face-to-face and displaced parallel geometry and energetics of the benzene dimer, which is a prototype compound to understand intermolecular dispersive forces. After a full optimization of both the Jastrow and the AGP part, the VMC binding energy remains in qualitative agreement with the LRDMC result, which is supposed to be the most accurate QMC calculation. All these findings strongly support the reliability of our numerical study.

The binding of the benzene dimer appears small and almost negligible ($\simeq 0.5$ kcal/mol) in the face-to-face geometry. On the other hand, in the parallel displaced configuration where the two molecules are shifted by a distance $R_1 = 3.4a.u.$, there is a sizable gain in energy,

TABLE V: Binding energies ΔE (kcal/mol) and forces (kcal/(mol a.u.)) acting on the two independent directions \vec{R}_1 and \vec{R}_2 shown in Fig. 6. Energies differences are evaluated with respect to the large separation geometry ($R_1 = 0, R_2 = 12a.u.$), used also in Fig. 5. The forces are computed in a VMC calculation with the optimized variational wave function, and include both Feynman and Pulay contributions. R_1 and R_2 are given in a.u.

R_1	R_2	F_1	F_2	ΔE_{VMC}	ΔE_{LRDMC}
0	7	0	2.1(2)	-1.4(4)	0.2(3)
0	8	0	0.1(2)	0.7(3)	0.5(3)
3.4	7	0.20(8)	0.6(1)	1.4(3)	2.2(3)
3.4	8	-0.22(6)	-0.7(1)	2.0 (3)	1.8(3)

which reaches its optimal value of 2.2(3) kcal/mol at $R_2 \simeq 7a.u.$. Apparently, this is smaller than the most recent post HF value (2.8 kcal/mol [4]) obtained with the $CCSD(T)$ method, after a careful extrapolation to the CBS limit. However, by considering the reduction of the binding energy due to the zero point vibrational energy ZPE ($\Delta ZPE = 0.37$ kcal/mol), our result goes clearly in the direction of the best experimental estimate of the binding energy, which is 1.6 ± 0.2 kcal/mol.[1]. The agreement between the experiment and our theoretical prediction is another striking sign of the capability of the QMC techniques to describe accurately not only a strong intramolecular bond, but also the very weak intermolecular attractions based on vdW dispersive forces.

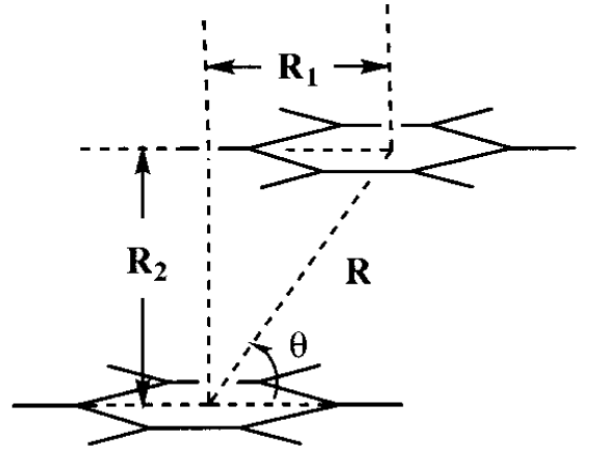


FIG. 6: Geometry of the benzene dimer with the R_1 and R_2 distances studied in this work.

Acknowledgments

We thank Leonardo Guidoni and Giacinto Scoles for helpful discussions, and Claudia Filippi for sending us accurate pseudopotentials for oxygen and carbon atoms. We are also indebted to J. Toulouse and C. Umrigar for

their careful reading of this manuscript. This work was partially supported by COFIN2005, and CNR. One of

us (M.C.) acknowledges support in the form of the NSF grant DMR-0404853.

-
- [1] H. Krause, B. Ernstberger, H. J. Neusser, Chem. Phys. Lett. **184**, 411 (1991).
- [2] K. C. Janda, J. C. Hemminger, J. S. Winn, S. E. Novick, S. J. Harris, and W. Klemperer, J. Chem. Phys. **63**, 1419 (1975).
- [3] R. Schmied, P. Carcabal, A. M. Dokter, V. P. A. Lonij, K. K. Lehmann, and G. Scoles, J. Chem. Phys. **121**, 2701 (2004).
- [4] S. Tsuzuki, T. Uchimaru, K. Matsumura, M. Mikami, and K. Tanabe, Chem. Phys. Lett. **319**, 547 (2000); S. Tsuzuki and H. P. Lüthi, J. Chem. Phys. **114**, 3949 (2001); S. Tsuzuki, T. Uchimaru, K. Sugawara, and M. Mikami, J. Chem. Phys. **117**, 11216 (2002); S. Tsuzuki, K. Honda, T. Uchimaru, M. Mikami, and K. Tanabe, J. Am. Chem. Soc. **124**, 104 (2002).
- [5] Y. C. Park and J. S. Lee, J. Phys. Chem. A **110**, 5091 (2006).
- [6] M. Dion, H. Rydberg, E. Schröder, D. C. Langreth, and B. I. Lundqvist, Phys. Rev. Lett. **92**, 246401 (2004).
- [7] M. O. Sinnokrot and C. D. Sherrill, J. Phys. Chem A, **110**, 10656 (2006).
- [8] J. R. Grover, E. A. Walters, and E. T. Hui, J. Phys. Chem., **91** 3233 (1987).
- [9] W. Kohn, Y. Meier, and D. E. Makarov, Phys. Rev. Lett. **80**, 4153 (1998).
- [10] M. Lein, J. F. Dobson, and E. K. U. Gross, J. Comp. Chem. **20**, 12 (1999).
- [11] O. Anatole von Lilienfeld, I. Tavernelli, U. Rothlisberger, and D. Sebastiani, Phys. Rev. Lett. **93**, 153004 (2004).
- [12] V. H. Nguyen, and S. de Gironcoli, to be published.
- [13] P. J. Reynolds, D. M. Ceperley, B. J. Alder, and W. A. Lester Jr., J. Chem. Phys. **77**, 5593 (1982); C. J. Umrigar, M. P. Nightingale, and K. J. Runge, J. Chem. Phys. **99**, 2865 (1993).
- [14] M. Casula, C. Filippi, and S. Sorella, Phys. Rev. Lett., **95**, 100201 (2005).
- [15] C. Diedrich, A. Lühov, and S. Grimme, J. Chem. Phys. **123**, 184106 (2005).
- [16] C. Filippi and C. J. Umrigar, J. Chem. Phys. **105**, 213 (1996).
- [17] M. Casula, C. Attaccalite, and S. Sorella, J. Chem. Phys. **121** 7110 (2004).
- [18] I. G. Gurtubay, N. D. Drummond, M. D. Towler, and R. J. Needs, J. Chem. Phys. **124**, 024318 (2006); N. D. Drummond, P. Lopez Rios, A. Ma, J. R. Trail, G. G. Spink, M. D. Towler, and R. J. Needs, J. Chem. Phys. **124**, 224104 (2006).
- [19] D. F. B. ten Haaf, H. J. M. van Bemmelen, J. M. J. van Leeuwen, W. van Saarloos, and D. M. Ceperley, Phys. Rev. B **51**, 13039 (1995).
- [20] M. Casula and S. Sorella, J. Chem. Phys. **119**, 6500 (2003).
- [21] L. Pauling, in *The nature of the chemical bond*, Third edition, Cornell University Press, Ithaca, New York, page 204.
- [22] see e.g. P. Fazekas and P.W. Anderson, Philos. Mag. **30**, 423 (1974); P.W. Anderson, Science **235**, 1196 (1987).
- [23] see e.g. W. M. C. Foulkes, L. Mitas, R. J. Needs, and G. Rajagopal, Rev. Mod. Phys. **73**, 33 (2001).
- [24] M. Holzmann, D. M. Ceperley, C. Pierleoni, and K. Esler, Phys. Rev. E **68**, 046707 (2003).
- [25] S. Sorella, Phys. Rev. B **64**, 024512 (2001).
- [26] C. J. Umrigar and C. Filippi, Phys. Rev. Lett. **94**, 150201 (2005).
- [27] S. Sorella, Phys. Rev. B **71**, 241103 (2005).
- [28] C. J. Umrigar, J. Toulouse, C. Filippi, S. Sorella, and R. G. Hennig, cond-mat/0611094 (2006), to appear in Phys. Rev. Lett. .
- [29] With probability 1/2 we perform the standard Metropolis algorithm: in this case each electron coordinate is moved only in a neighborhood of the initial position \vec{r}_i . With the same probability we make a large move in the direction of an arbitrary atom R_j (chosen randomly), by a vector equal to $\vec{R}_j - \vec{R}_{min}$ where \vec{R}_{min} represents the atomic position closest to \vec{r}_i .
- [30] This diagonal matrix is positive definite because every diagonal element $s_{i,i} > 0$, as s is positive definite.
- [31] M. Casalegno, M. Mella, and A. M. Rappe, J. Chem. Phys. **118**, 7193 (2003).
- [32] M. P. Nightingale and V. Melik-Alaverdian, Phys. Rev. Lett. **87**, 043401 (2001).
- [33] M. Casula, Phys. Rev. B **74**, 161102(R) (2006).
- [34] In practice we set the locality parameter $\alpha = 0$ in the LRDMC scheme[14].
- [35] D. Vanderbilt, Phys. Rev. B **32**, 8412 (1985).
- [36] M. Burkatzki, C. Filippi, and M. Dolg, to be published.
- [37] T. H. Dunning Jr., J. Chem. Phys. **90**, 1007 (1989).
- [38] Gaussian 03, Revision C.02, M. J. Frisch, G. W. Trucks, H. B. Schlegel, G. E. Scuseria, M. A. Robb, J. R. Cheeseman, J. A. Montgomery, Jr., T. Vreven, K. N. Kudin, J. C. Burant, J. M. Millam, S. S. Iyengar, J. Tomasi, V. Barone, B. Mennucci, M. Cossi, G. Scalmani, N. Rega, G. A. Petersson, H. Nakatsuji, M. Hada, M. Ehara, K. Toyota, R. Fukuda, J. Hasegawa, M. Ishida, T. Nakajima, Y. Honda, O. Kitao, H. Nakai, M. Klene, X. Li, J. E. Knox, H. P. Hratchian, J. B. Cross, V. Bakken, C. Adamo, J. Jaramillo, R. Gomperts, R. E. Stratmann, O. Yazyev, A. J. Austin, R. Cammi, C. Pomelli, J. W. Ochterski, P. Y. Ayala, K. Morokuma, G. A. Voth, P. Salvador, J. J. Dannenberg, V. G. Zakrzewski, S. Dapprich, A. D. Daniels, M. C. Strain, O. Farkas, D. K. Malick, A. D. Rabuck, K. Raghavachari, J. B. Foresman, J. V. Ortiz, Q. Cui, A. G. Baboul, S. Clifford, J. Cioslowski, B. B. Stefanov, G. Liu, A. Liashenko, P. Piskorz, I. Komaromi, R. L. Martin, D. J. Fox, T. Keith, M. A. Al-Laham, C. Y. Peng, A. Nanayakkara, M. Challacombe, P. M. W. Gill, B. Johnson, W. Chen, M. W. Wong, C. Gonzalez, and J. A. Pople, Gaussian, Inc., Wallingford CT, 2004.
- [39] see e.g. L. Bytautas and K. Ruedenberg J. Chem. Phys. **122**, and references therein.
- [40] W. C. Ermler and C. W. Kern, J. Chem. Phys. **58**, 3458 (1973).