

Magneto-elastic effects and magnetization plateaus in two dimensional systems

Samuele Bissola,¹ Valeria Lante,¹ Alberto Parola,¹ and Federico Becca²

¹ *Dipartimento di Fisica e Matematica, Università dell'Insubria, Via Valleggio 11, I-22100 Como, Italy*

² *CNR-INFM Democritos National Simulation Center and International School for Advanced Studies (SISSA), via Beirut 2-4, I-34014 Trieste, Italy*

(Dated: October 13, 2018)

We show the importance of both strong frustration and spin-lattice coupling for the stabilization of magnetization plateaus in translationally invariant two-dimensional systems. We consider a frustrated spin-1/2 Heisenberg model coupled to adiabatic phonons under an external magnetic field. At zero magnetization, simple structures with two or at most four spins per unit cell are stabilized, forming dimers or 2×2 plaquettes, respectively. A much richer scenario is found in the case of magnetization $m = 1/2$, where larger unit cells are formed with non-trivial spin textures and an analogy with the corresponding classical Ising model is detectable. Specific predictions on lattice distortions and local spin values can be directly measured by X-rays and Nuclear Magnetic Resonance experiments.

PACS numbers: 75.10.Jm, 71.27.+a, 74.20.Mn

A magnetization plateau occurs when the magnetization remains constant over a range Δh of applied magnetic fields. The width of the plateau can be expressed in term of the excitation spectrum $\Delta h = E(M + 1) - 2E(M) + E(M - 1)$, where $E(M)$ is the total energy at fixed magnetization M (measured in units of $g\mu_B$). This, in turn, implies that the energy (per site) as a function of the magnetization (per site) displays a cusp-like singularity in the thermodynamic limit. In general, plateaus are absent in classical models with magnetic ground states whenever the magnetization is not collinear with the field. [1] Instead, they identify particularly stable quantum phases characterized by a spin gap.

Usually, gaps in the excitation spectrum directly reflect the structure of the primitive cell of the lattice according to the commensurability condition [2]

$$\ell S(1 - m) = \text{integer} \quad (1)$$

where S is the magnitude of the spin, m the magnetization per site in units of $g\mu_B S$ (i.e., the average on-site spin component parallel to the magnetic field), and ℓ the number of spins in the primitive cell. According to Eq. (1), magnetization plateaus in models with a single spin-1/2 per unit cell may occur only as a consequence of the *spontaneous* breaking of the translational symmetry, leading to an ℓ -fold degenerate ground state. Although this relation has been rigorously proved in one-dimensional (1D) systems [2], it is believed to have a much wider validity. [3] In fact, several analytical and numerical calculations in chains and ladders have definitively confirmed the presence of various magnetization plateaus at the expected positions. [4, 5, 6] Moreover, few important cases of magnetization plateaus in higher dimensions are also known. The most relevant example is given by the orthogonal dimer Heisenberg model, which closely represents the structure of copper planes in $\text{SrCu}_2(\text{BO}_3)_2$. [7] In this case, the theoretical predictions have been confirmed by experimental evidence of

magnetization plateaus at $m = 0, 1/8$, and $1/4$. [8] Some evidence for a $m = 1/3$ plateau has been proposed for the triangular lattice, [9, 10] while in the square lattice, the $m = 0$ properties of the J_1 - J_2 model are still debated. Indeed, although for $J_2/J_1 \sim 1/2$ the ground state is believed to be disordered, the existence of a finite triplet gap is much less clear, [11, 12] casting some doubt as to the possibility of having an $m = 0$ plateau.

The interest in the J_1 - J_2 model has grown due to the recent discovery of two materials well described by a two-dimensional (2D) quantum antiferromagnet, i.e., $\text{Li}_2\text{VO}_2\text{SiO}_4$ and VOMoO_4 . [13, 14] Although the experimental magnetization curve of these compounds has not yet been considered, the magnetization properties of the J_1 - J_2 model have been recently considered by using exact diagonalization calculations, leading to some evidence in favor of a magnetization plateau at $m = 1/2$. [15] This outcome has been interpreted as a consequence of the emergence of a 2×2 super-cell. According to this scenario, inside each cell the magnetic moments acquire a preferential orientation along the direction of the magnetic field, leading to a configuration with three up and one down spin. [15] Unfortunately, the presence of such a half-magnetization plateau is limited to a very narrow region close to $J_2/J_1 \sim 1/2$, revealing the difficulty of stabilizing such a state in the pure spin model without other degrees of freedom. In this respect, the spin-lattice coupling represents one of the most relevant physical mechanisms to enhance the stability of phases breaking some of the lattice symmetries, making it easier to identify these states in numerical studies of small lattices. From general arguments, the super-exchange couplings are ultimately generated by the virtual hopping of electrons through neighboring sites and strongly depend upon lattice distortions. [16] The role of the spin-lattice coupling in frustrated spin systems has been extensively considered in the absence of an external magnetic field for both 1D [17, 18] and 2D systems. [19] More recently,

the importance of lattice distortions for stabilizing magnetization plateaus has been discussed in a simple 1D spin model, [20] and in a classical Heisenberg model on a pyrochlore lattice. [21]

In this Letter we investigate the possible occurrence of magnetization plateaus in the frustrated spin-1/2 Heisenberg model on the square lattice by the numerical analysis of the periodicity of the distortion pattern induced by spin-lattice coupling. The model is defined by

$$\mathcal{H} = \sum_{i,j} \left[J(d_{ij}) \mathbf{S}_i \cdot \mathbf{S}_j + \frac{K(d_{ij}^0)}{2} \left(\frac{\|\delta \mathbf{r}_i - \delta \mathbf{r}_j\|}{d_{ij}^0} \right)^2 \right] \quad (2)$$

where \mathbf{S}_i is the spin-1/2 operator at site i , $\delta \mathbf{r}_i$ is the displacement of atom i , assumed to be in the plane, and $d_{ij} \equiv \|\mathbf{r}_i - \mathbf{r}_j\|$ is the distance between atoms i and j . The sum runs over nearest [i.e., $J_1 = J(1)$], second [i.e., $J_2 = J(\sqrt{2})$] and third [i.e., $J_3 = J(2)$] neighbor sites on a 2D square lattice, while $d_{ij}^0 = \|\mathbf{R}_i^0 - \mathbf{R}_j^0\|$ is the distance between sites i and j in the undistorted lattice. Energy units are fixed by the choice $J_1 = 1$. In order to limit the number of parameters, only the elastic constant between nearest-neighbor sites [$K = K(1)$] has been included. However, we checked that our conclusions are not qualitatively affected by considering further neighbor elastic constants. In transition metal compounds, the superexchange theory combined with empirical dependences of hopping integrals on distance [16] leads to exchange integrals that vary like the inverse of the distance to a given power α_μ ($\mu = 1, 2, 3$). For small displacements we can write:

$$J(d_{ij}) = J(d_{ij}^0) \left(\frac{d_{ij}^0}{d_{ij}} \right)^{\alpha_\mu} \simeq J(d_{ij}^0) \left(1 - \alpha_\mu \frac{\delta d_{ij}}{d_{ij}^0} \right), \quad (3)$$

with $\delta d_{ij} = d_{ij} - d_{ij}^0 \sim (\mathbf{R}_i^0 - \mathbf{R}_j^0) \cdot (\delta \mathbf{r}_i - \delta \mathbf{r}_j) / d_{ij}^0$. Since the Hamiltonian is invariant under the rescaling $\alpha_\mu = \lambda \alpha_\mu$, $K = \lambda^2 K$ and $\delta \mathbf{r}_i = \delta \mathbf{r}_i / \lambda$, K can be fixed. To study this system, we adopt the Lanczos diagonalization technique in finite clusters with periodic boundary conditions, which allows for an unbiased determination of the lowest-energy configuration at fixed distortion pattern. In order to determine the optimal configuration of lattice displacements $\delta \mathbf{r}_i$ we use an iterative procedure. [19] Since the local displacement of each spin from its equilibrium position is considered, we are able to describe all kinds of distortions, including the dilation and the shrinking of the lattice. We performed systematic calculations at different frustrations and lattice couplings in a 4×4 cluster at $m = 0$ and $m = 1/2$, i.e., at the magnetization values where plateaus are commonly expected in this geometry.

At vanishing magnetization, the classical $J_1 - J_2 - J_3$ model on a rigid lattice shows four magnetically ordered states: Néel with momentum (π, π) , collinear with momenta $(\pi, 0)$ and $(0, \pi)$ and two helicoidal phases with

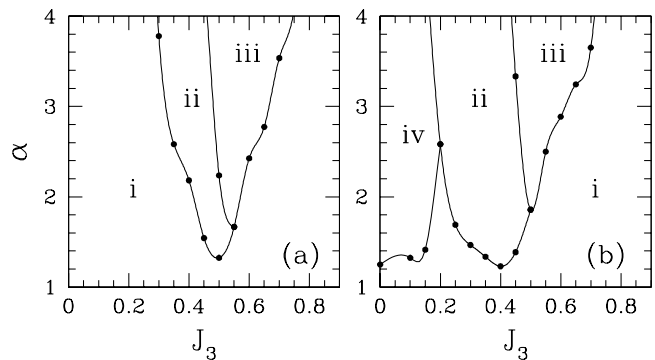


FIG. 1: Ground-state phase diagram of the $J_1 - J_2 - J_3$ model for $m = 0$, $K = 10$, and $J_2 = 0$ (a) or $J_2 = 0.5$ (b). See text for the precise description of the various phases.

momenta (q, q) and (q, π) , (π, q) , where q varies continuously with the parameters in the Hamiltonian. [22, 23, 24] Quantum fluctuations, enhanced by the competing antiferromagnetic couplings, can drive the system away from these semiclassical behaviors and stabilize unconventional quantum phases without long-range magnetic order, which may eventually display a magnetization plateau. At $J_3 = 0$, the magnetically disordered regime is widely believed to occur around the maximally frustrated point (i.e., $J_2 = 1/2$), while at $J_2 = 0$ a non-classical phase appears between the Néel and the spiral state (q, q) close to $J_3 \sim 1/2$. However, in both cases, the nature of the disordered phases is still controversial and several proposals appear in the literature: [25] Valence bond crystal (VBC) columnar states [26, 27] or spin liquids. [11, 28] Very recently a singlet state with plaquette order has been claimed to be stabilized around the line $J_2 + J_3 \simeq J_1/2$ with $J_3 > 0$. [29]

When the spin-lattice coupling is taken into account, we expect that each of the previous spatial orderings would lead to a characteristic distortion pattern which can be easily identified. In Fig. 1 we present the results for the ground-state phase diagram obtained by Lanczos diagonalizations of the Hamiltonian (2) in the $J_3 - \alpha$ plane for $\alpha_\mu = \alpha$ and $K = 10$. Two values of $J_2 = 0$ and $1/2$, representative of the weak and strong frustration regime, will be considered.

Among all possible lattice deformations, only four are stable at $m = 0$, depending on the values of the parameters (see Fig. 1): *i*) The square lattice with uniform bond lengths: All spatial symmetries are preserved and the presence of the spin-phonon coupling α just leads to a renormalization of the bond lengths. *ii*) The dimerized lattice with two different bonds in one direction and one bond in the other. This phase breaks both $\pi/2$ rotation and the translational symmetry along one direction and the ground state is four-fold degenerate. In this case, the commensurability condition (1) is satisfied leading to spin gap and a magnetization plateau. *iii*) The square-

plaquette phase, with dimerization in both directions. In this state, rotational symmetry is preserved since a 2×2 primitive cell is stabilized. Also in this case the ground state is four-fold degenerate and the spin gap is finite. In any case, the plausible occurrence of spiral magnetic ordering with incommensurate q at large J_3 suggests to be cautious with the numerical results in small lattices for $J_3 \gtrsim 0.6$. For $J_2 = 1/2$, we also found *iv*) the rectangular phase with different bond lengths in the x and y directions. This phase breaks the $\pi/2$ rotational symmetry but is translationally invariant, as expected when collinear magnetic ordering is present. In this case the ground state is two-fold degenerate, leading to a finite-temperature phase transition. [30] Finally, the absence of distortions for low values of J_3 is consistent with a magnetic ground state displaying Néel order. In all of these cases, the local magnetization $\langle S_i^z \rangle$ is uniform in the whole lattice.

In order to better understand the physical properties of the two intermediate phases, *ii*) and *iii*), we have analyzed the energy spectrum both in the 4×4 and in the 6×6 rigid lattice. Some evidence of translational symmetry breaking emerges from the quasi degeneracy of the states with momenta $(0,0)$, $(0,\pi)$ and $(\pi,0)$. However, the ordering of energy levels on these small systems is not able to discriminate between a columnar dimer or a plaquette state, because both the d -wave, zero momentum state and the (π,π) s -wave singlet have comparable energies in these clusters.

Let us now move to the more interesting case of $m = 1/2$. The phase diagram is shown in Fig. 2. At small J_3 , a semiclassical scenario is consistent with both the shape of the lattice and the observed uniform local magnetization (i.e., $\langle S_i^z \rangle = 1/4$). Indeed, an applied magnetic field cants the spins which preserve a magnetic ordering in the plane orthogonal to the field direction. The numerical evaluation of the spin-spin correlation function by means of Lanczos diagonalizations on the 4×4 and 6×6 rigid cluster is fully compatible with the semiclassical scenario both at small and large J_2 , namely weak correlations along the magnetic field and marked peaks of the structure factor in the orthogonal plane. The analytical evaluation of the susceptibility via spin-wave theory shows that, for weak phonon coupling, the lattice undergoes global deformations but bond lengths and local magnetizations remain uniform throughout the lattice, thereby inhibiting magnetization plateaus.

By increasing the third neighbor coupling J_3 , in addition to the same lattice deformations already found at zero magnetization, other two phases emerge (see Fig.2): *v*) The “trapezoidal” phase characterized by a 4×2 primitive cell made of two aligned congruent isosceles trapezia, tilted by π one respect to the other. In this case, the lattice dilates in one direction and exhibits three different bond lengths, still preserving a rectangular shape (see Fig. 3). The local magnetization is not uniform but it ac-

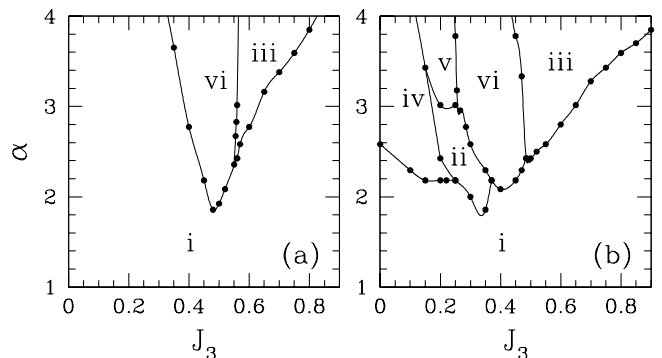


FIG. 2: The same as in Fig. 1 but for $m = 1/2$.

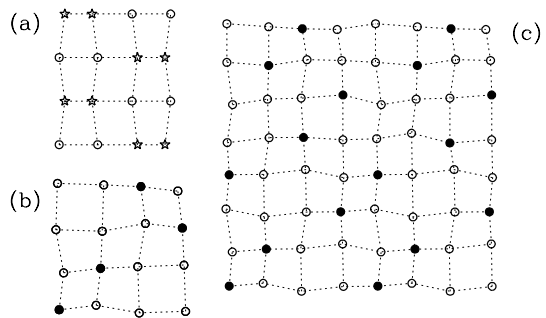


FIG. 3: Distortion pattern of the J_1 – J_2 – J_3 Heisenberg model on the 4×4 lattice at $m = 1/2$ in the “trapezoidal” phase at $J_2 = 0.5$, $J_3 = 0.2$, and $\alpha = 3.5$ (a) and in the “classical Ising” phase at $J_2 = 0.5$, $J_3 = 0.4$, and $\alpha = \sqrt{10}$ (b). Distortion pattern of the Ising model on the 8×8 cluster at $J_2 = 0.5$, $J_3 = 0.4$, and $\alpha = \sqrt{10}$ (c). Stars mean $\langle S_i^z \rangle \sim 0$, while empty and full dots indicate positive and negative local magnetization close or equal to the maximal value $1/2$, respectively.

quires two different values (see Fig. 4). *vi*) The “classical Ising” phase characterized by a 4×4 unitary cell composed of four identical scalene trapezia which can be obtained one from the other by means of suitable rotations (see Fig. 3). The lattice is not squeezed in any direction, but develops a complex bond pattern with eight different bond lengths and three values of the local magnetization: Two positive and one negative, with modulus close to the limiting value $S = 1/2$ (see Fig. 4). This rather rich texture of local magnetizations $\langle S_i^z \rangle$ is stabilized for non-zero third neighbors coupling and can be directly tested by Nuclear Magnetic Resonance (NMR) experiments. Interestingly, this spin pattern has a direct interpretation on the basis of a purely classical Ising model. Indeed, we checked that the complex topology previously described is exactly shared by a 2D Ising model with antiferromagnetic interactions up to third neighbors and spin-lattice coupling at one-half of the saturation magnetization. A numerical study of this model in the same parameter regime has been carried out both in the 4×4 and in the 8×8 lattices with similar results: The spin patterns

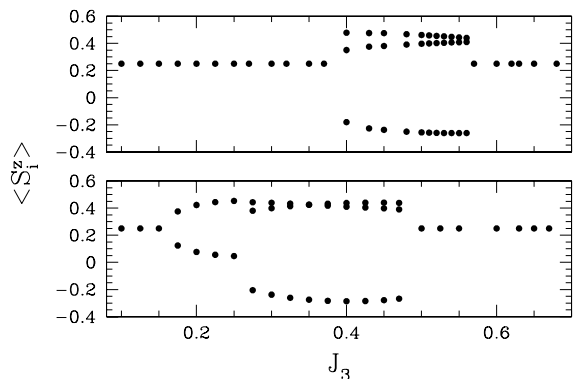


FIG. 4: Behavior of local magnetization $\langle S_i^z \rangle$ as a function of J_3 at $m = 1/2$ and $\alpha = \sqrt{10}$ for $J_2 = 0$ (upper panel) and $J_2 = 0.5$ (lower panel).

is characterized by the requirement of placing the down spins so to avoid first and third neighbors, while allowing a single second neighbor down spin, see Fig. 3. [31] It should be noticed that this constraint leads to slightly different patterns in the 4×4 and the 8×8 clusters, because of periodic boundary conditions, and on the 4×4 is compatible with the results on the quantum Heisenberg model. Moreover, also the distortion pattern of the classical model is extremely similar to that obtained in the quantum model (see Fig. 3).

It is worth noting that once the magnetic energy gain overcomes the elastic energy, the transition lines among the different phases depend only weakly on the spin-phonon coupling α . This suggests that, in the thermodynamic limit, the distorted phases might remain stable up to arbitrarily small α , as can be analytically shown for the nearest-neighbor Ising model. In such a case, the $m = 1/2$ magnetization plateau would be present, in the $J_1 - J_2 - J_3$ model, independently of the strength of spin-lattice coupling.

In summary, we showed that magnetization plateaus can be stabilized in the square lattice $J_1 - J_2 - J_3$ anti-ferromagnetic Heisenberg model in the presence of spin-phonon coupling. Third neighbor coupling appears to be an essential ingredient for the appearance of plateaus both at zero and one-half magnetization. While at $m = 0$ the lattice dimerizes as expected on the basis of a VBC phase, at $m = 1/2$ a novel and complex distortion pattern characterizes the broken symmetry state. This phase can be faithfully interpreted in terms of a frustrated Ising model coupled to the lattice and appears as a genuine result not much affected by the finite size of the cluster we analyzed. The emerging scenario is considerably richer than predicted in a seminal study of the $J_1 - J_2$ model on a rigid lattice [15] and identifies a simple mechanism for the stabilization of complex spatial structures. The on-site magnetization displays a distinctive pattern which may be measured by NMR experiments in strongly frustrated 2D magnetic materials, like

Li_2VO_4 or VOMoO_4 .

We acknowledge interesting discussion with P. Carretta and D. Poilblanc. This work has been partially supported by COFIN 2005 and CNR-INFN.

-
- [1] C. Lhuillier and G. Misguich, *High Magnetic Fields* (Springer Lecture Notes in Physics, vol. 595) ed. C. Berthier, L.P. Lévy, and G. Martinez, p.161 (cond-mat/0109146).
 - [2] M. Oshikawa, M. Yamanaka, and I. Affleck, Phys. Rev. Lett. **78**, 1984 (1997).
 - [3] M. Oshikawa, Phys. Rev. Lett. **84**, 1538 (2000).
 - [4] K. Okunishi and T. Tonegawa, J. Phys. Soc. Japan **72**, 479 (2003).
 - [5] D.C. Cabra, A. Honecker, and P. Pujol, Phys. Rev. Lett. **79**, 5126 (1997); Eur. Phys. J. B **13**, 55 (2000).
 - [6] A. Honecker, F. Mila, and M. Troyer, Eur. Phys. J. B **15**, 227 (2000).
 - [7] S. Miyahara and K. Ueda, Phys. Rev. Lett. **82**, 3701 (1999).
 - [8] H. Kageyama *et al.*, Phys. Rev. Lett. **82**, 3168 (1999).
 - [9] H. Nishimori and S. Miyashita, J. Phys. Soc. Japan **55**, 4448 (1986); A. Honecker, J. Phys.: Condens. Matter **11**, 4697 (1999).
 - [10] T. Ono *et al.*, Phys. Rev. B **67**, 104431 (2003).
 - [11] L. Capriotti *et al.*, Phys. Rev. Lett. **87**, 097201 (2001).
 - [12] Y. Ran and X.-G. Wen, cond-mat/0609620.
 - [13] R. Melzi *et al.*, Phys. Rev. Lett. **85**, 1318 (2000); Phys. Rev. B **64**, 024409 (2001).
 - [14] P. Carretta *et al.*, Phys. Rev. B **66**, 094420 (2002).
 - [15] M.E. Zhitomirsky, A. Honecker, and O.A. Petrenko, Phys. Rev. Lett. **85**, 3269 (2000).
 - [16] W.A. Harrison, *Electronic structure and the properties of solids* (Dover, New York, 1980).
 - [17] J. Riera and D. Poilblanc, Phys. Rev. B **59**, 2667 (1999).
 - [18] F. Becca, F. Mila, and D. Poilblanc, Phys. Rev. Lett. **91**, 067202 (2003).
 - [19] F. Becca and F. Mila, Phys. Rev. Lett. **89**, 037204 (2002).
 - [20] T. Vekua *et al.*, Phys. Rev. Lett. **96**, 117205 (2006).
 - [21] K. Penc, N. Shannon, and H. Shiba, Phys. Rev. Lett. **93**, 197203 (2004).
 - [22] A. Moreo, E. Dagotto, T. Jolicoeur, and J. Riera, Phys. Rev. B **42**, 6283 (1990).
 - [23] A. Chubukov, Phys. Rev. B **44**, 392 (1991).
 - [24] J. Ferrer, Phys. Rev. B **47**, 8769 (1993).
 - [25] See for instance, G. Misguich and C. Lhuillier in *Frustrated spin systems*, H.T. Diep editor, World-Scientific (2005) and Refs. therein.
 - [26] N. Read and S. Sachdev, Phys. Rev. Lett. **62**, 66 (1989).
 - [27] P.W. Leung and N.W. Lam, Phys. Rev. B **53**, 2213 (1996).
 - [28] L. Capriotti, D.J. Scalapino, and S.R. White Phys. Rev. Lett. **93**, 177004 (2004).
 - [29] M. Mambrini, A. Läuchli, D. Poilblanc, and F. Mila, Phys. Rev. B **74**, 144422 (2006).
 - [30] C. Weber *et al.*, Phys. Rev. Lett. **91**, 177202 (2003).
 - [31] On the 8×8 lattice, different spin configurations, compatible with this conditions, have tiny energy differences among them.