

## HALO ASPHERICITY AND THE SHEAR 3-PT FUNCTION

SHIRLEY HO AND MARTIN WHITE

Department of Physics, University of California, Berkeley, CA 94720

(Dated: November 27, 2018)

Draft version November 27, 2018

### ABSTRACT

We demonstrate through the use of a simple toy model that asphericity in dark matter halos has a measurable effect on the configuration dependence of the weak lensing shear 3-point function at small scales. This sensitivity provides a way, in principle, to measure the shapes of dark matter halos. The distribution of halo ellipticities should be included in models aiming at a high fidelity prediction of  $n$ -point shear correlation statistics.

*Subject headings:*

### 1. INTRODUCTION

Gravitational lensing (for reviews, see Mellier (1999); Bartelmann & Schneider (2001); Wittman (2002)) provides us with a unique opportunity to probe the matter distribution of the universe and, in combination with galaxy surveys, the galaxy-halo connection. In particular the small angular scale structure of the lensing shear field is sensitive to the density distribution of dark matter halos over a range of mass scales, as has been emphasized by Takada & Jain (2003).

In this brief report we show, using a simple toy model, that the 3-point function of the shear is sensitive to the halo ellipticity/asphericity. This gives us another way, in principle, to measure the shapes of dark matter halos. We expect that the higher order shear correlation functions will be ever more sensitive to the asphericity of halos, thus the distribution of halo shapes, in addition to the distribution of sizes, masses and radial profiles, should be included in semi-analytic models aiming at a high fidelity prediction of the higher order shear correlations.

### 2. THE HALO MODEL

Our calculations will all be performed within the halo model paradigm (see Corray & Sheth (2002)). Specifically we assume that all the mass in the universe is contained within virialized halos with a range of sizes and shapes. Under this assumption the correlation function and higher order moments of the shear can be related to integrals over the (projected) density profiles of the halos, times geometrical factors, and terms involving the clustering of the halos (Takada & Jain (2002); Zaldarriaga & Scoccimarro (2003)). If we work on small (arcminute) angular scales then the dominant contribution to the shear 3-point function will arise when all 3 points sample the mass from within the same halo (Takada & Jain (2002)). This term is independent of the clustering of the halos.

To describe the 3-point function we will use conventions similar to those by Zaldarriaga & Scoccimarro (2003) and Schneider & Lombardi (2003), with  $\theta_i$  the vector to vertex  $i$  of the triangle with the origin of the coordinate system set to the center of the triangle and  $\mathbf{u}$  is the center of the halo we are considering. The geometry is shown in Fig. 1.

We construct scalar 3-point correlation functions by

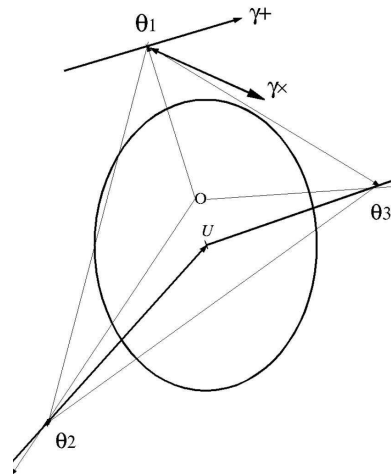


FIG. 1.— The configuration of the 3-point function and the (aspherical) halo. The vertices of the triangle are  $\theta_i$  with the center at the origin. The halo center is at  $\mathbf{u}$ . We show the directions of  $\gamma_+$  and  $\gamma_x$  at  $\theta_1$ .

contracting the three observed shears with spin-2 quantities (Mellier (1999); Bartelmann & Schneider (2001); Wittman (2002); Zaldarriaga & Scoccimarro (2003))

$$\begin{aligned} \mathbf{P}_+ &= (\theta_x^2 - \theta_y^2, 2\theta_x\theta_y)\theta^{-2} = (\cos 2\phi, \sin 2\phi) \\ \mathbf{P}_\times &= (-2\theta_x\theta_y, \theta_x^2 - \theta_y^2)\theta^{-2} = (-\sin 2\phi, \cos 2\phi) \end{aligned} \quad (1)$$

which have opposite parity. When we contract the above quantities with the shear components  $\gamma_1$  and  $\gamma_2$ , we will get  $\gamma_+$  and  $\gamma_\times$ . Thus, we can define our three point function as

$$\zeta_{\alpha\beta\chi} = \langle \gamma_\alpha \gamma_\beta \gamma_\chi \rangle = \mathbf{P}_\alpha^{\mu_1} \mathbf{P}_\beta^{\mu_2} \mathbf{P}_\chi^{\mu_3} \langle \gamma_{\mu_1} \gamma_{\mu_2} \gamma_{\mu_3} \rangle \quad (2)$$

where  $\alpha$ ,  $\beta$  and  $\chi$  are either + or  $\times$

The contribution to the small-angle  $\zeta$  from a single halo of projected density  $\Sigma$  is then

$$\zeta_{\alpha\beta\gamma} = \int d^2u \epsilon^\alpha \Sigma(\theta_1 - \mathbf{u}) \epsilon^\beta \Sigma(\theta_2 - \mathbf{u}) \epsilon^\gamma \Sigma(\theta_3 - \mathbf{u}) \quad (3)$$

where the halo is centered at  $\mathbf{u}$  and the  $\epsilon^i$  are phase factors that depends on the geometry of the halo.

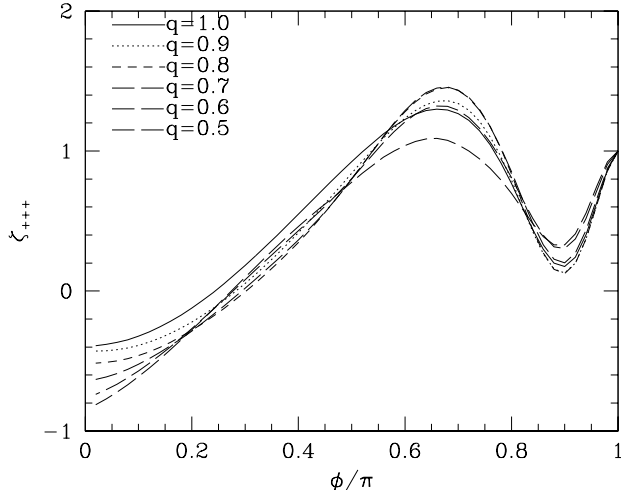


FIG. 2.— The 3-point correlation function,  $\zeta_{+++}$  for an isosceles triangle with opening angle  $\phi$  for a series of ellipticities  $q$ . As the halo is made more elliptical, the peak positions and heights change. We have normalized all curves to unity at  $\phi = \pi$  for simplicity.

It has been standard in the literature to use a “spherically averaged” halo profile in the computation of the higher-order moments of the shear field. In this limit the shear is tangential to the halo center and the phase factors are simply

$$\epsilon^+ = \cos 2\alpha \quad \epsilon^\times = \sin 2\alpha \quad , \quad (4)$$

where  $\alpha$  is the angle between  $\mathbf{u}$  and  $\theta$ . However we know from numerical simulations (Frenk & White (1988); Dubinski & Carlberg (1991)) that dark matter halos are triaxial, so we wish to relax the spherical assumption.

In order to highlight the effects of halo asphericity on the 3-point function with minimal complications we shall employ a simple toy model. First, we work entirely in terms of a single halo, we do not integrate over the entire mass distribution. Second, we work throughout with projected quantities. Specifically we modify the spherical (projected) density profile,  $\Sigma(r)$ , to  $\Sigma(s)$  where  $s = \sqrt{x'^2 + (qy')^2}$  and  $x'$  and  $y'$  are sky coordinates, possibly rotated with respect to the axes defining the shear triangle. For  $q < 1$  the profile is elliptical, elongated along the  $x'$  axis. Meneghetti, Bartelmann & Moscardini (2003) found  $q \simeq 0.7$  characterized the ellipticity of dark matter halos found in N-body simulations, and we shall use this value later as an indicator of the potential size of ellipticity effects. Since our profile is now elliptical, the phase factors,  $\epsilon$ , become

$$\epsilon^+ = \cos 2(\alpha - \beta) \quad \epsilon^\times = \sin 2(\alpha - \beta) \quad (5)$$

where  $\beta$  is the angle between  $\theta - \mathbf{u}$  and the normal to the tangent at  $\theta$ . The definitions of the variables can be easily understood from Figure 1. Thus, for an NFW halo (Navarro, Frenk & White (1996)), our expression for  $\zeta_{+++}$  becomes

$$\zeta_{+++} = \int d\phi \int d^2u \prod_{i=1}^3 \cos 2(\alpha_i - \beta_i) \Sigma(s_i) \quad (6)$$

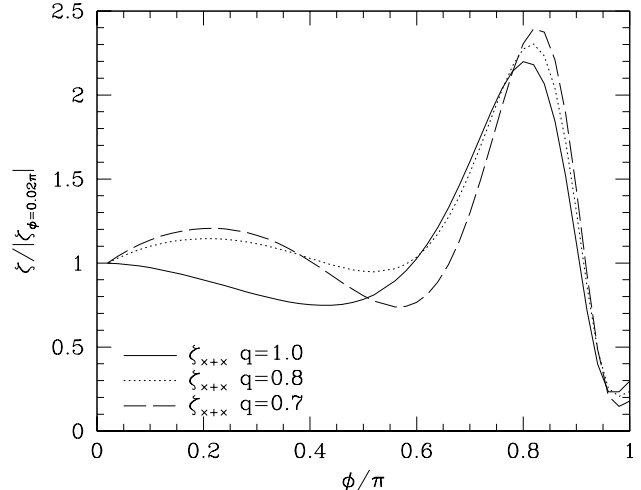


FIG. 3.— Another 3-point correlation function,  $\zeta_{\times+\times}$ , for an isosceles triangle with opening angle  $\phi$  for two different ellipticities  $q$ . As the halo is made more elliptical, the peak positions and heights change. We have normalized all curves at  $\phi = 0.02\pi$  for simplicity.

where

$$s_i = \sqrt{x_i^2 + (qy_i^2)} \quad (7)$$

$$x_i = (\theta_x^i - u_x) \cos \phi + (\theta_y^i - u_y) \sin \phi \quad (8)$$

$$y_i = -(\theta_x^i - u_x) \sin \phi + (\theta_y^i - u_y) \cos \phi, \quad (9)$$

$\alpha_i$  and  $\beta_i$  are functions of  $\theta_i$  and  $q$ ,  $\int d\phi$  is an integral over the orientation of the halo and  $\Sigma$  is the projected profile which we take to be (Bartelmann (1996))

$$\Sigma^2(s) = \left( \frac{1}{s^2 - 1} \right) \left( 1 - \frac{2}{|s^2 - 1|^{1/2}} \text{tann}^{-1} \left| \frac{s-1}{s+1} \right|^{1/2} \right) \quad (10)$$

where  $\text{tann}^{-1}(x) = \tan^{-1}(x)$  when  $x > 1$  and  $\text{tanh}^{-1}(x)$  when  $x < 1$ . Similar expressions hold for the other components of  $\zeta$ .

### 3. RESULTS AND DISCUSSIONS

It has been argued that halo ellipticity would not affect the higher order correlations of the shear, since different orientations would “wash out” the effect. Our results show that this argument is too simplistic – the physical observables do depend on  $q$ . One reason for this is the change in the projection of the shear at  $\theta_i$  onto the  $+$  and  $\times$  components. The other is simply that the orientation average of  $\rho^3$  isn’t equal to the cube of the orientation averaged  $\rho$ , an inequality which becomes stronger as we go to higher orders.

Since  $\zeta_{+++}$  has the strongest signal among all of the 3-point functions, we have used it to illustrate the effect of halo asphericity. The most noticeable property of Fig. 2 is the peak shift and amplitude change when  $q < 1$ . The peak first moves to the right from around  $2\pi/3$  and then moves to the left. It may be possible to see such a shift in Fig. 10 of Takada & Jain (2003) which compares the analytic theory (assuming spherical halos) to numerical results. We can try to understand

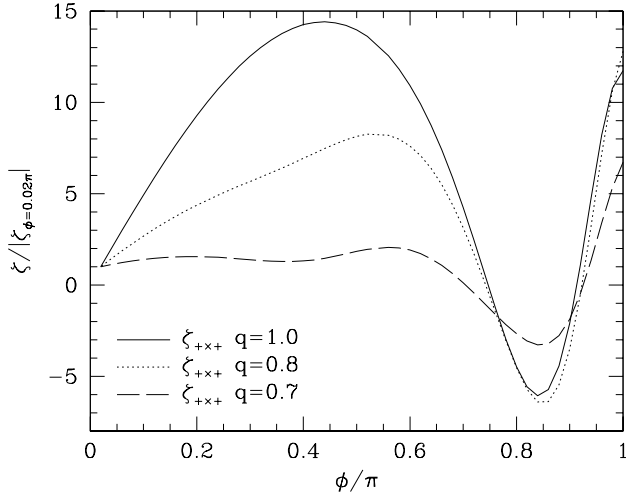


FIG. 4.— Another 3-point correlation function,  $\zeta_{+++}$ , for an isosceles triangle with opening angle  $\phi$  for two different ellipticities  $q$ . As the halo is made more elliptical, not only do the peak positions and heights change, the shape of the function also changes. We have normalized all curves at  $\phi = 0.02\pi$  for simplicity.

the shape of  $\zeta_{+++}$  and the peak shift by starting from a simple case when the halo is spherical and the triangle is equilateral. Let us consider the halo center to be inside the triangle, which minimizes the distances to the vertices and thus maximizes the signal, and assume that the triangle fits entirely within the halo. For  $q = 1$  the

configuration which best matches the shear orientations to  $\gamma_+$  at each vertex can easily be seen to be an equilateral triangle. For a wide range of halo center positions one obtains a positive contribution to  $\zeta_{+++}$ . If the halo has  $q < 0.7$  then triangles with  $\phi < 2\pi/3$  have some orientations which allow more of the high density region of the halo to fall within the triangle and to better match the orientations of the  $+$  shear components, enhancing the signal at slightly smaller angles than the  $q = 1$  case. For completeness we also show two of the seven other 3-point functions in Figs. 3 and 4. To avoid clutter we only show results for  $q = 1, 0.8$  and  $0.7$ . These figures show clearly that halo asphericity has an effect on all of the (non-zero) shear 3-point functions.

We have shown in this brief report that aspherical dark matter halos give rise to a different configuration dependence of the weak lensing shear 3-point function than spherical halos. The positions and amplitudes of the peaks in the 3-point function shift as the typical halo is made more aspherical. This effect, in principle, provides us a probe of dark matter halo shapes, which have long been predicted by numerical simulations to be aspherical. It should also be included in semi-analytic models aiming at a high fidelity prediction of higher order correlations in the shear field.

SH wants to thank Joanne Cohn, Chuck Keeton, Chris Vale, Amol Upadhye and the Berkeley Cosmology Group for their valuable discussions and support. This research was supported by the NSF and NASA.

#### REFERENCES

- Bartelmann, M., 1996, *A&A*, 313, 697  
 Bartelmann, M., Schneider, P., 2001, *Phys. Rep.*, 340, 291  
 Cooray, A., Sheth, R., 2002, *Phys. Rep.*, 372, 1 [astro-ph/0206508]  
 Dubinski, J., & Carlberg, R., 1991, *ApJ*, 378, 496  
 Frenk, C. S., White, S. D. M., Davis, M., & Efstathiou, G., 1988, *ApJ*, 327, 507  
 Mellier, Y., 1999, *Ann. Rev. Astron. Astrophys.*, 37, 127  
 Meneghetti, M., Bartelmann, M., Moscardini, L., 2003, *MNRAS*, 340, 105  
 Navarro, J., Frenk, C., White, S.D.M., 1996, *ApJ*, 462, 563  
 Schneider, P., Lombardi, M., 2003, *A&A*, 397, 809  
 Takada, M., Jain, B., 2002, *MNRAS*, 340, 580 [astro-ph/0209167]  
 Takada, M., Jain, B., 2003, *MNRAS*, 344, 857 [astro-ph/0304034]  
 Wittman, D., 2002, preprint [astro-ph/0208063]  
 Zaldarriaga, M., Scoccimarro, R., 2003, *ApJ*, 584, 559 [astro-ph/0208075]