

## SIMULTANEOUS INTEGRAL/RXTE OBSERVATIONS OF GRS 1915+105

J. Rodriguez,<sup>1,2</sup> D. Hannikainen,<sup>3</sup> O. Vilhu,<sup>3,2</sup> Y. Fuchs<sup>1</sup> and S.E. Shaw<sup>4,2</sup>

## RESUMEN

**El resumen será traducido al español por los editores.** We present the first results of simultaneous INTEGRAL and RXTE observations of the microquasar GRS 1915+105. We focus on the analysis of the unique highly variable observation and show that we might have observed a new class of variability. We then study the energetic dependence of a low frequency QPO from our steady observations.

## ABSTRACT

We present the first results of simultaneous INTEGRAL and RXTE observations of the microquasar GRS 1915+105. We focus on the analysis of the unique highly variable observation and show that we might have observed a new class of variability. We then study the energetic dependence of a low frequency QPO from our steady observations.

*Key Words:* X-RAY: OBSERVATIONS — STARS: BINARIES — STARS: GRS1915+105

## 1. GENERALITIES ON GRS 1915+105

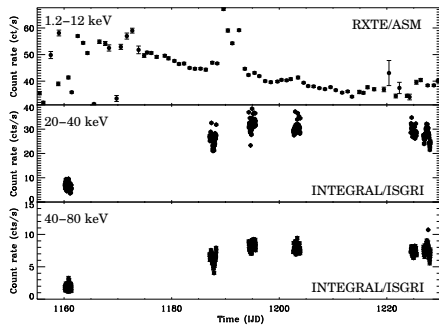


Fig. 1. RXTE/ASM (top) and INTEGRAL/ISGRI (middle and bottom) light curves during spring 2003.

Since its discovery in 1992 (Castro-Tirado et al. 1992), the study of GRS 1915+105 at all wavelengths has given us a unique insight into the accretion-ejection coupling in microquasars. While the almost daily coverage with RXTE allowed to classify the X-ray variability into 12 classes (Belloni et al. 2000), multiwavelength coverage showed a correlation between radio ejections and X-ray variability (e.g. Mirabel et al. 1998). GRS 1915+105, is also one of the 2 microquasars for which a compact jet has been imaged using radio interferometry (Dhawan et al. 2000, Fuchs et al. 2003).

GRS 1915+105 was observed with INTEGRAL during 6 observations of at least 100 ks (revolution

48, 59, 69, 70 + 57 & 62 discussed in Fuchs et al. 2003 and these proceedings). Simultaneous RXTE observations were performed during 4 of these 6 observations. Fig. 1 shows the RXTE/ASM daily light curve and the INTEGRAL/ISGRI light curves over the 6 observations.

## 2. FIRST INTEGRAL OBSERVATION OF GRS 1915+105

The first observation shows the recurrence of large spikes on time scale of  $\sim 5$  min. (Fig. 2). The production of a power spectrum showed a strong QPO at 3 mHz, indicating that the observation is dominated by these variations (Hannikainen et al. 2003). This light curve resembles the  $\rho$  class of Bel-

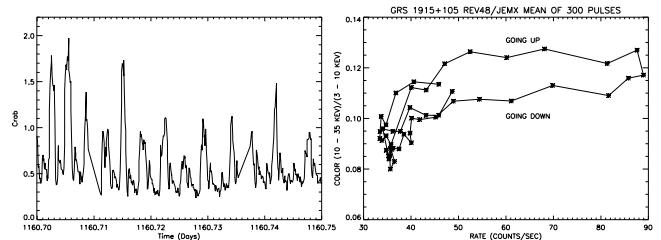


Fig. 2. Left: Zoom on the JEM-X lightcurve during Rev. 48. Right: Mean hardness ratio vs. count rate, for 300 spikes as seen by JEM-X

loni et al. (2000), however the time scale is different. A more precise study allowed us to further distinguish it from any class of variability known up to now. Indeed when we study the hardness ratio of the source, it appears that the rising part of the spikes is hard and the decay is soft. This is not expected if we

<sup>1</sup>CEA/Service d’Astrophysique, Saclay, France.

<sup>2</sup>Integral Science Data Center, Versoix, Switzerland.

<sup>3</sup>University of Helsinki, Helsinki, Finland

<sup>4</sup>University of Southampton, Southampton, UK

suppose the rising part of the spikes is due to a disk instability, and the decay represents the receding of the disk. This kind of behavior could be evidence for the presence of two independent accretion flows, obeying different time scales. In that case the disk would react to any perturbation of the accretion rate on a viscous time scale, while the corona would react on a free fall time scale. Such a conclusion has been drawn in the case of other black hole binaries (with low mass stars), e.g. 1E 1740.7–2942, GX 339–4, GRS 1758–258 (Smith et al. 2002) or XTE J1550–564 (Rodríguez et al. 2003). The recurrence time of the peaks in GRS 1915+105 is not comparable with any of these black hole binaries, however. More precise studies of this class, e.g. time resolved spectroscopy and comparison between the dips, spikes, rising and decaying phases of the peaks should allow us to obtain more information on the physics underlying these phenomena.

### 3. STEADY STATE OBSERVATIONS: QPO STUDIES

GRS 1915+105 was observed in a steady state during all the other observations. A typical example of RXTE/INTEGRAL spectral analysis is presented in Fuchs et al. (2003, and these proceedings). During all the observations for which we had simultaneous RXTE coverage, the spectral parameters are comparable. In all observations a strong ( $\sim 14\%$  rms amplitude) low frequency quasi-periodic oscillation (LFQPO) is clearly detected (e.g. Fuchs et al. 2003). Given the long RXTE exposure times and the high luminosity of the source we could study the energetic dependence of the LFQPO parameters with the highest possible spectral resolution. Both the frequency and the width do not depend on the energy. The evolution of the amplitude vs. the frequency is plotted in Fig. 3 for rev 57, 59 and 69. A cut-off around 15 keV is clearly detected in Rev. 57, confirming previous findings (e.g. Rodríguez et al. 2002). The position of the cut-off might be simply shifted towards high energies in the other observations. The statistics of the PCA data above 25 keV prevents, however, any firm conclusions. The origin of the cut-off is still unclear, and might indicate different phenomena: either the QPO moves relative to the corona (see e.g. Tomsick & Kaaret 2001), or the shape of the QPO spectrum might be evidence for a hot spot rotating in the disk (Rodríguez et al. 2002). In a simpler manner, if a significant part of the high energy photons is emitted through synchrotron radiation by a compact jet (which is present at least during rev 57; Fuchs et al. 2003), then the shape of

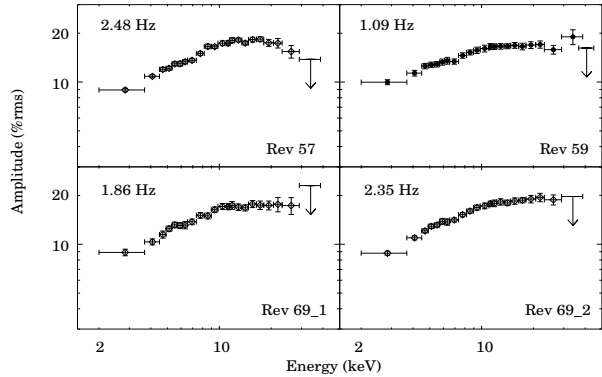


Fig. 3. Energy dependence of the LFQPO detected during the 4 observations labeled in each panel. The frequency of the feature is also indicated.

the QPO spectra can be easily understood if one assumes the QPO does not originate in the jet. Once again this would point toward a strong coupling of the QPO with the Compton corona as usually observed, and in agreement with most models of LFQPOs (e.g. Accretion Ejection Instability, or Centrifugal Dominated Boundary Layer). In the future the use of INTEGRAL will help to better constrain the spectra of QPO at high energy, and probe their relation to the spectral parameters while performing wide band spectroscopy.

The authors thank T. Belloni, M. Tagger, P. Varnière, G. Henry, P.-O. Petrucci, C. Cabanac, S. Chaty, M. Ribo, N.J. Westergaard for useful discussions and comments on the present work. JR and YF acknowledge financial support from the CNES. DH is a Research Fellow of the Finnish Academy.

### REFERENCES

- Belloni, T., Klein-Wolt, M., Méndez, M. et al. 2000, *A&A*, 355, 271
- Castro-Tirado, A.J., Brandt, S., Lund, N. 1992, *IAUC* 5590
- Dhawan, V., Mirabel, I.F., Rodríguez, L.F. 2000, *ApJ*, 543, 373
- Fuchs, Y., Rodríguez, J., Mirabel, I.F., et al. 2003, *A&A*, 409, L35
- Hannikainen, D.C., Vilhu, O., Rodríguez, J., et al. 2003, *A&A*, 411, L415
- Mirabel, I.F., Dhawan, V., Chaty, S. et al. 1998, *A&A*, 330, L9
- Rodríguez, J., Durouchoux, P., Mirabel, I.F. et al. 2002, *A&A*, 386, 271
- Rodríguez, J., Corbel, S., Tomsick, J.A. 2003, *ApJ*, 595, 1032
- Smith, D.M., Heindl, W.A., Swank, J.H. 2002, *ApJ*, 560, 362
- Tomsick, J.A., Kaaret, P. 2001, *ApJ*, 548, 401