

Halting planet migration by photoevaporation from the central source

Isamu Matsuyama¹, Doug Johnstone²,

and

Norman Murray^{3,4}

ABSTRACT

The recent discovery of Jupiter-mass planets orbiting at a few AU from their stars compliments earlier detections of massive planets on very small orbits. The short period orbits strongly suggest that planet migration has occurred, with the likely mechanism being tidal interactions between the planets and the gas disks out of which they formed. The newly discovered long period planets, together with the gas giant planets in our solar system, show that migration is either absent or rapidly halted in at least some systems. We propose a mechanism for halting type-II migration at several AU in a gas disk. Photoevaporation of the disk by irradiation from the central star can produce a gap in the disk at a few AU, preventing planets outside the gap from migrating down to the star. This would result in an excess of systems with planets at or just outside the photoevaporation radius.

Subject headings: accretion, accretion disks—planetary systems: formation—planetary systems: protoplanetary disks—planets and satellites: formation—solar system: formation

¹Department of Astronomy and Astrophysics, University of Toronto, Toronto, ON M5S 3H8, Canada; isamu@astro.utoronto.ca

²National Research Council Canada, Herzberg Institute of Astrophysics, 5071 West Saanich Road, Victoria, BC V9E 2E7, Canada; doug.johnstone@nrc.ca

³Canadian Institute for Theoretical Astrophysics, University of Toronto, Toronto, ON M5S 3H8, Canada; murray@cita.utoronto.ca

⁴Canada Research Chair in Astrophysics

1. Introduction

It is believed that gas giants do not generally form at small orbital distances from the central star (Boss 1995). Thus, a natural explanation for extra solar planets orbiting close to the central star is that these planets formed further away in the protoplanetary disk and migrated inward to where they are now observed. A variety of mechanisms have been proposed to explain planet migration: the interaction between a planet and a planetesimal disk (Murray et al. 1998), the gravitational interaction between two or more Jupiter mass planets (Rasio & Ford 1996), and the tidal gravitational interaction between the planet and the surrounding disk gas (Goldreich & Tremaine 1979, 1980). The last mechanism, focused on in this paper, is expected to be dominant at early times since the surrounding gaseous disk is required for the formation of planets.

If the perturbation exerted on the disk by the planet is small, the disk structure is not greatly altered, and the planet moves inward relative to the surrounding gas (Ward 1997). This type of migration is referred to as ‘type-I’. However, if the planet is large it may open a gap in the disk (Goldreich & Tremaine 1980). The planet is locked to the disk and moves either inward or outward in lock-step with the gaseous disk. This slower migration is referred to as ‘type-II’.

We propose a mechanism for halting type-II migration: photoevaporation driven by radiation from the central star. The planet’s final location is consistent with the Solar System and the growing class of extra solar planets with nearly circular orbits outside of a few AU (see Tinney et al. 2002, figure 4). Photoevaporation by the central star was proposed by Shu et al. (1993) and Hollenbach et al. (1994) as a way to remove a gas disk. Hollenbach et al. (2000) generalized the discussion, describing the variety of possible disk removal mechanisms: accretion, planet formation, stellar encounters, stellar winds or disk winds, and photoevaporation by ultraviolet photons from the central source or massive external stars. Hollenbach et al. (2000) concluded that the dominant mechanisms for a wide range of disk sizes are viscous accretion and photoevaporation, operating in concert within the disk. In this paper, we consider photoevaporation by the central source and viscous accretion.

2. Model

The model for disk removal used here is developed in a paper by Matsuyama, Johnstone, & Hartmann (2003) and is similar to that used by Clarke, Gendrin, & Sotomayor (2001). Additionally, we assume a planet with a large mass, which opens a narrow gap in the disk, and assume that planet migration proceeds in lock-step with the disk evolution

(type-II migration). The gas disk orbiting the central star with the local Keplerian circular velocity, v_k , is axisymmetric and geometrically thin. Considering angular momentum and mass conservation of a disk annulus at a radius, R , with kinematic viscosity, ν , the disk surface density evolution can be described by (Pringle 1981)

$$\frac{\partial \Sigma}{\partial t} = \frac{3}{R} \frac{\partial}{\partial R} \left[R^{1/2} \frac{\partial}{\partial R} (\nu \Sigma R^{1/2}) \right], \quad (1)$$

where Σ is the disk surface density and t is the disk evolutionary time. We adopt the standard α -parameterization of Shakura & Sunyaev (1973) and write $\nu = \alpha c_s H$, where c_s is the sound speed at the disk mid-plane and H is the disk thickness. Hartmann et al. (1998) estimate $\alpha \sim 10^{-2} - 10^{-3}$ and a disk mass $\sim 0.01 - 0.2 M_\odot$ for T Tauri stars (TTs). For the modeled disk temperature distribution, $T_d \propto R^{-1/2}$ (D'Alessio et al. 1998), the viscosity takes the simple form, $\nu(R) \propto R$. Given a solution for equation 1, we find the drift velocity,

$$v_R = -\frac{3}{\Sigma R^{1/2}} \frac{\partial}{\partial R} (\nu \Sigma R^{1/2}), \quad (2)$$

and describe the evolution of the disk stream lines.

The EUV ($\lambda < 912\text{\AA}$) photons from the central star and the accretion shock (we will refer to these photons as the EUV photons from the central source) are capable of ionizing hydrogen and evaporating material from the disk surface. Photoevaporation forms an ionized atmosphere above the thin viscous disk. Hollenbach et al. (1994) found analytic solutions for the photoevaporation mass loss rate by EUV photons from the central source. These photons are attenuated by recombined hydrogen atoms and scattered in the ionized atmosphere, providing a source of diffuse EUV photons that dominates the flux onto the disk at radii much larger than the size of the central star. Disk material is gravitationally bound to the central star inside the gravitational radius, $R_g = GM_\star/3c_s'^2$, and it flows out of the disk surface at the sound speed of the heated material, c_s' , beyond this radius. Given the number density of ionized hydrogen at the base of the ionized layer, $n(R)$, we can calculate the evaporation rate:

$$\dot{\Sigma}_{ph}(R) = \begin{cases} 2\mu m_p n(R) c_s', & \text{if } R > R_g; \\ 0, & \text{otherwise,} \end{cases} \quad (3)$$

where $\mu = 0.68$ is the mean molecular weight for the ionized material.

Assuming ionization equilibrium Hollenbach et al. (1994) found the number density at the base of the ionized layer, for $R > R_g$:

$$n(R) = 3.1 \times 10^5 \left(\frac{\phi}{10^{40} \text{s}^{-1}} \right)^{1/2} \left(\frac{R_g}{1 \text{AU}} \right) \left(\frac{R}{1 \text{AU}} \right)^{-5/2} \text{cm}^{-3}; \quad (4)$$

where ϕ is the total ionizing flux from the central source. We assume that half of the accretion luminosity is radiated as hot continuum from accretion shocks and that the EUV flux can be characterized as blackbody emission at $T_{as} = 10^4\text{K}$ (Gullbring et al. 2000; Johns-Krull et al. 2000; Kenyon et al. 1989). There are currently no strong observational constraints on the ionizing flux from the central star, ϕ_* . The EUV flux for the sun is $\sim 2.6 \times 10^{37}\text{s}^{-1}$ (see Wilhelm et al. 1998, figure 10b). Since TTSs are chromospherically active (D’Alessio et al. 1998), their EUV fluxes must be higher by few orders of magnitude. We estimate the ionizing flux from the FUV spectra of TTSs (Valenti et al. 2000, figure 3) and the corresponding distances to the star (Johns-Krull et al. 2000, table 1). The typical values are $\sim 10^{39}\text{s}^{-1}$ for classical T Tauri stars. Extrapolating the FUV flux underestimates the EUV flux; thus the EUV flux might be as high as 10^{40}s^{-1} .

Combining photoevaporation with viscous accretion is done numerically. At each time step, photoevaporation induced mass loss and viscous diffusion induced disk evolution are solved. For details on the disk dispersal calculation refer to Matsuyama et al. (2003). The simulation is stopped when the disk mass is $1M_J$.

3. Discussion

At a given disk radius, a gap forms when the mass transported by viscous accretion is equal to the mass removed by photoevaporation. This occurs when the photoevaporation time scale, $\Sigma/\dot{\Sigma}_{ph}$, is equal to the viscous diffusion time scale, $R^2/3\nu$. Therefore, we can estimate the surface density for gap formation at the gravitational radius,

$$\Sigma_{gap} \sim (2 \text{ g cm}^{-2}) \left(\frac{\alpha}{10^{-3}}\right)^{-1} \left(\frac{\phi_*}{10^{40}\text{s}^{-1}}\right)^{1/2} \left(\frac{R_g}{2.4\text{AU}}\right)^{-1}, \quad (5)$$

Figure 1 shows snapshots of the disk surface density distribution for a disk with initial mass, $M(0) = 0.03M_\odot$ and $\alpha = 10^{-3}$. A gap starts forming at the gravitational radius when the surface density reaches $\Sigma_{gap} \sim 2 \text{ g cm}^{-2}$ during the last stages ($t_{gap} \sim 4 \times 10^7\text{yr}$) of the disk evolution and the disk is divided into two annuli. The subsequent evolution is dominated by two competing effects; viscous diffusion attempts to spread both annuli and remove the gap structure while photoevaporation removes material predominantly at the gravitational radius, reopening the gap. The material in the inner annulus is quickly removed both at the inner edge, by accretion onto the central star, and at the outer edge, by the combination of viscous spreading and photoevaporation. In contrast, the outer annulus loses material primarily from its inner edge. The inner edge of the outer annulus recedes from the star as photoevaporation removes disk material, thereby reducing the mass removal rate in accordance with equations (3) and (4).

We model a planet which has opened a narrow gap in the disk. The migrating planet will open a gap if its mass is greater than the critical mass, $M_c \sim M_\star (81\pi\alpha c_s^2/8v_k^2)$, (see, e.g., Lin & Papaloizou 1993). The planet is initially tidally locked to the disk and moves with the gas, migrating outward or inward depending on its initial location. This migration may stop for two reasons. First, the combination of photoevaporation from the central source and viscous spreading removes disk mass, reducing the gravitational interaction between the planet and the disk and allowing the planet to decouple its orbit from that of the gas. Second, the planet will stop if it reaches the gap created by photoevaporation, as the tidal torques are unable to influence the planet across such a large opening. In order to describe planet migration, we show in figure 2 the disk stream lines which start between 4 and 18AU, at $t = 10^4$ yr, where there is enough mass to form a Jupiter mass planet in an annulus of width 4AU. After the planet opens a gap it migrates along the disk stream lines; therefore, we can follow planet migration in figure 2 for different planet gap opening locations and times. The disk mass outside the gravitational radius is reduced to Jupiter’s mass in $\sim 10^8$ yr (see figure 3); therefore, a migrating planet with Jupiter’s mass stops migrating at any disk location soon after this time. However, a migrating planet may reach the inner disk boundary ($R = 10^{-2}$ AU) or the photoevaporation gap before the disk mass is reduced to Jupiter’s mass.

Figure 2 provides information on which initial locations, and times, allow a planet tidally locked to the disk to survive. It is difficult to time the gaseous disk removal in such a manner as to maintain planets at large distances from the central star. A planet which opens a narrow gap at $t = 10^4$ yr only survives if its initial disk location is greater than the critical radius ~ 14 AU, because the planet reaches the outer edge of the photoevaporation gap after the gap has formed. Since the disk expands rapidly at early times, this critical radius increases with later planet gap opening timescales; i.e. the later the planet forms, the further away from the central star it has to be in order to survive. However, this behavior changes after the photoevaporation induced gap forms. If the planet forms at a time similar to when the photoevaporation gap forms, $t_{gap} \sim 4 \times 10^7$, it survives as long as it originates outside the gravitational radius.

4. Conclusions

In this letter, we have studied different scenarios in which a planet undergoing type-II migration survives due to the formation of a gap by photoevaporation from the central source. If the planet gap opening occurs close to when the photoevaporation gap forms (at $t \sim 4 \times 10^7$ yr for our fiducial model), the final semi-major axis of the planet is near the

gravitational radius ($\sim 2.4\text{AU}$) for a wide range of initial semi-major axes. This scenario requires long time scales for planet formation ($10^6 - 10^8\text{yr}$), similar to those predicted by the core accretion model (Pollack et al. 1996; Bodenheimer et al. 2000).

We can also predict the final semi-major axis when considering rapid planet formation by disk instability (Boss 2000). Our disk initially spreads outward under the influence of viscosity, allowing planets that form early at small radii to move out beyond R_g before the photoevaporation gap opens, and enhancing their survival rate. The rate and amount of viscous spreading in real disks depends on the initial surface density profile and any continuing accretion onto the disk. If the planet induced gap opening occurs at early stages of the disk evolution (for example, at $t \sim 10^4\text{yr}$), all the planets initially located inside $\sim 14\text{AU}$ will reach the disk inner boundary at the central star. The only planets which survive are those which form at a narrow range of semi-major axes ($14 \lesssim R \lesssim 18\text{AU}$). However, viscous diffusion spreads this narrow range during planet migration, and the final semi-major axis distribution is $3 \lesssim R \lesssim 22\text{AU}$. This final distribution of planets has similarities to our own Solar System and it suggests that the gas giants could have formed at $\sim 14 - 18 \text{ AU}$ and migrated to their current locations. Furthermore, the initial planet locations are in agreement with recent simulations of planet formation by disk fragmentation (Mayer et al. 2002).

The minimum surface density for gap opening by photoevaporation, Σ_{gap} , and the disk size, R_d , determine the disk mass outside the gravitational radius. In our fiducial model, the mass outside the gravitational radius at the time of gap opening is $2\pi\Sigma_{gap}R_g(R_d - R_g) \sim 3M_J$; therefore it is possible to consider migration of a Jupiter mass planet. However, for lower ionizing fluxes (i.e. $\phi_\star \lesssim 10^{40}\text{s}^{-1}$), the minimum surface density for gap opening by photoevaporation becomes smaller (see equation 5) and the halting of planet migration becomes marginal. For example, for $\phi_\star = 10^{38}\text{s}^{-1}$, the minimum surface density for gap opening and the disk mass outside the gravitational radius are smaller by one order of magnitude ($\Sigma_{gap} \sim 0.2\text{gcm}^{-2}$ and $M_{out} = 0.3M_J$).

We note that the gravitational radius, R_g , roughly coincides with the location of the asteroid belt in the solar system. It is well known that the surface density of heavy elements reaches a severe local minimum in the asteroid belt; this is usually attributed to long term gravitational effects from Jupiter, although it is not clear that the amount of depletion that results is sufficient (Liou & Malhotra 1997; Holman & Murray 1996). Simple estimates show that the planetesimal formation time scale is much shorter than the gap formation time, so it is not clear that the formation of a photoevaporation gap would significantly reduce the surface density of planetesimals, but the coincidence is intriguing.

The photoevaporation gap opening timescale ($\sim 4 \times 10^7\text{yr}$) is long compared to the

typically observed gaseous disk lifetimes ($10^6 - 10^7$ yr). However, the disk lifetime for stars outside stellar clusters is considerably longer than the disk lifetime for stars in the hostile stellar clusters (Matsuyama et al. 2003). In addition, there is evidence that some stars retain disks between $10^7 - 10^8$ yr (see Hillenbrand 2002, figure 2).

It is also possible to halt both type-I and type-II migration in stellar clusters by removing the disk. This is a likely situation for the disks surrounded by ionization fronts in the Trapezium Cluster (Johnstone et al. 1998; Störzer & Hollenbach 1999; Bally et al. 2000). Störzer & Hollenbach (1999), Hollenbach et al. (2000) and Matsuyama et al. (2003) show that the disk lifetime due to photoevaporation by external stars is in the range $10^5 - 10^6$ yr in the neighborhood of massive O stars, and between $10^6 - 10^7$ yr at reasonable distances ($\sim 0.03 - 0.3$ pc) from external O stars. These timescales are in agreement with observational estimates for the lifetime of protoplanetary disks in stellar clusters (Haisch et al. 2001). Since the outer disk is removed first, there is no photoevaporation gap formation. This scenario is possible when considering the rapid planet formation by disk instability; on the other hand, it is uncertain whether gas giant planets form by core accretion in these short lived disks.

The research of I.M. is supported by the University of Toronto fellowship and the international recruitment award. The research of D.J. is partially supported through an NSERC grant held at the University of Victoria. The research of N.M. is supported by the Canada Research Chair Program and by NSERC.

REFERENCES

- Bally, J., O’Dell, C. R., & McCaughrean, M. J. 2000, *AJ*, 119, 2919
- Bodenheimer, P., Hubickyj, O., & Lissauer, J. J. 2000, *Icarus*, 143, 2
- Boss, A. P. 1995, *Science*, 267, 360
- . 2000, *ApJ*, 536, L101
- Clarke, C. J., Gendrin, A., & Sotomayor, M. 2001, *MNRAS*, 328, 485
- D’Alessio, P., Canto, J., Calvet, N., & Lizano, S. 1998, *ApJ*, 500, 411
- Goldreich, P., & Tremaine, S. 1979, *ApJ*, 233, 857
- . 1980, *ApJ*, 241, 425
- Gullbring, E., Calvet, N., Muzerolle, J., & Hartmann, L. 2000, *ApJ*, 544, 927

- Haisch, K. E., Lada, E. A., & Lada, C. J. 2001, *ApJ*, 553, L153
- Hartmann, L., Calvet, N., Gullbring, E., & D'Alessio, P. 1998, *ApJ*, 495, 385
- Hillenbrand, L. A. 2002, astro-ph/0210520
- Hollenbach, D., Johnstone, D., Lizano, S., & Shu, F. 1994, *ApJ*, 428, 654
- Hollenbach, D. J., Yorke, H. W., & Johnstone, D. 2000, *Protostars and Planets IV*, 401
- Holman, M. J., & Murray, N. W. 1996, *AJ*, 112, 1278
- Johns-Krull, C. M., Valenti, J. A., & Linsky, J. L. 2000, *ApJ*, 539, 815
- Johnstone, D., Hollenbach, D., & Bally, J. 1998, *ApJ*, 499, 758
- Kenyon, S. J., Hartmann, L., Imhoff, C. L., & Cassatella, A. 1989, *ApJ*, 344, 925
- Lin, D. N. C., & Papaloizou, J. C. B. 1993, in *Protostars and Planets III*, 749–835
- Liou, J. C., & Malhotra, R. 1997, *Science*, vol. 275, p. 375-377 (1997)., 275, 375
- Matsuyama, I., Johnstone, D., & Hartmann, L. 2003, *ApJ*, 582, 893
- Mayer, L., Quinn, T., Wadsley, J., & Stadel, J. 2002, *Science*, Volume 298, Issue 5599, pp. 1756-1759 (2002)., 298, 1756
- Murray, N., Hansen, B., Holman, M., & Tremaine, S. 1998, *Science*, 279, 69
- Pollack, J. B., Hubickyj, O., Bodenheimer, P., Lissauer, J. J., Podolak, M., & Greenzweig, Y. 1996, *Icarus*, 124, 62
- Pringle, J. E. 1981, *ARA&A*, 19, 137
- Rasio, F. A., & Ford, E. B. 1996, *Science*, 274, 954
- Shakura, N. I., & Sunyaev, R. A. 1973, *A&A*, 24, 337
- Shu, F. H., Johnstone, D., & Hollenbach, D. 1993, *Icarus*, 106, 92
- Störzer, H., & Hollenbach, D. 1999, *ApJ*, 515, 669
- Tinney, C. G., Butler, R. P., Marcy, G. W., Jones, H. R. A., Penny, A. J., McCarthy, C., & Carter, B. D. 2002, *ApJ*, 571, 528
- Valenti, J. A., Johns-Krull, C. M., & Linsky, J. L. 2000, *ApJS*, 129, 399

Ward, W. R. 1997, *Icarus*, 126, 261

Wilhelm, K., Lemaire, P., Dammasch, I. E., Hollandt, J., Schuehle, U., Curdt, W., Kucera, T., Hassler, D. M., & Huber, M. C. E. 1998, *A&A*, 334, 685

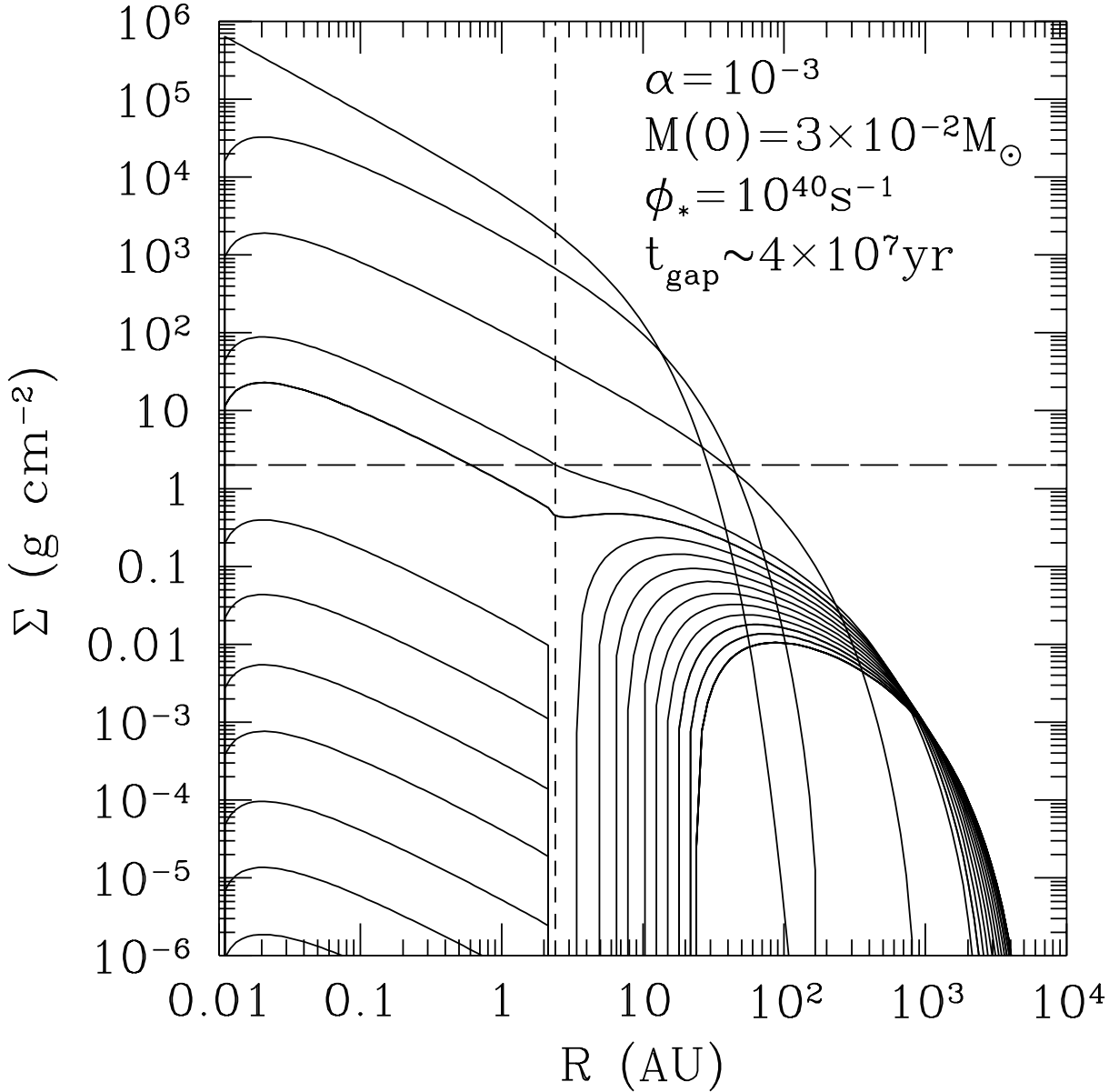


Fig. 1.— Snapshots of the surface density for a fiducial model under the influence of viscous diffusion and photoevaporation from the central source. The model corresponds to $\alpha = 10^{-3}$, and an initial disk mass, $M(0) = 0.03M_{\odot}$. The short-dashed line indicates the location of the gravitational radius and the long-dashed line corresponds to the minimum surface density for gap formation by photoevaporation. The solid curves represent $t = 0, 10^6, 10^7, 3.6 \times 10^7, 4.2 \times 10^7, 4.7 \times 10^7, 5.2 \times 10^7, 5.7 \times 10^7, 6.2 \times 10^7, 6.7 \times 10^7, 7.2 \times 10^7, 7.7 \times 10^7, 8.2 \times 10^7, 8.7 \times 10^7,$ and 9.2×10^7 yr. The gap structure starts forming at $t_{\text{gap}} \sim 4 \times 10^7$ yr, when the disk mass is $\sim 3 \times M_J$ and the surface density at the gravitational radius is $\Sigma_{\text{gap}} \sim 2 \text{ g cm}^{-2}$ (long-dashed line).

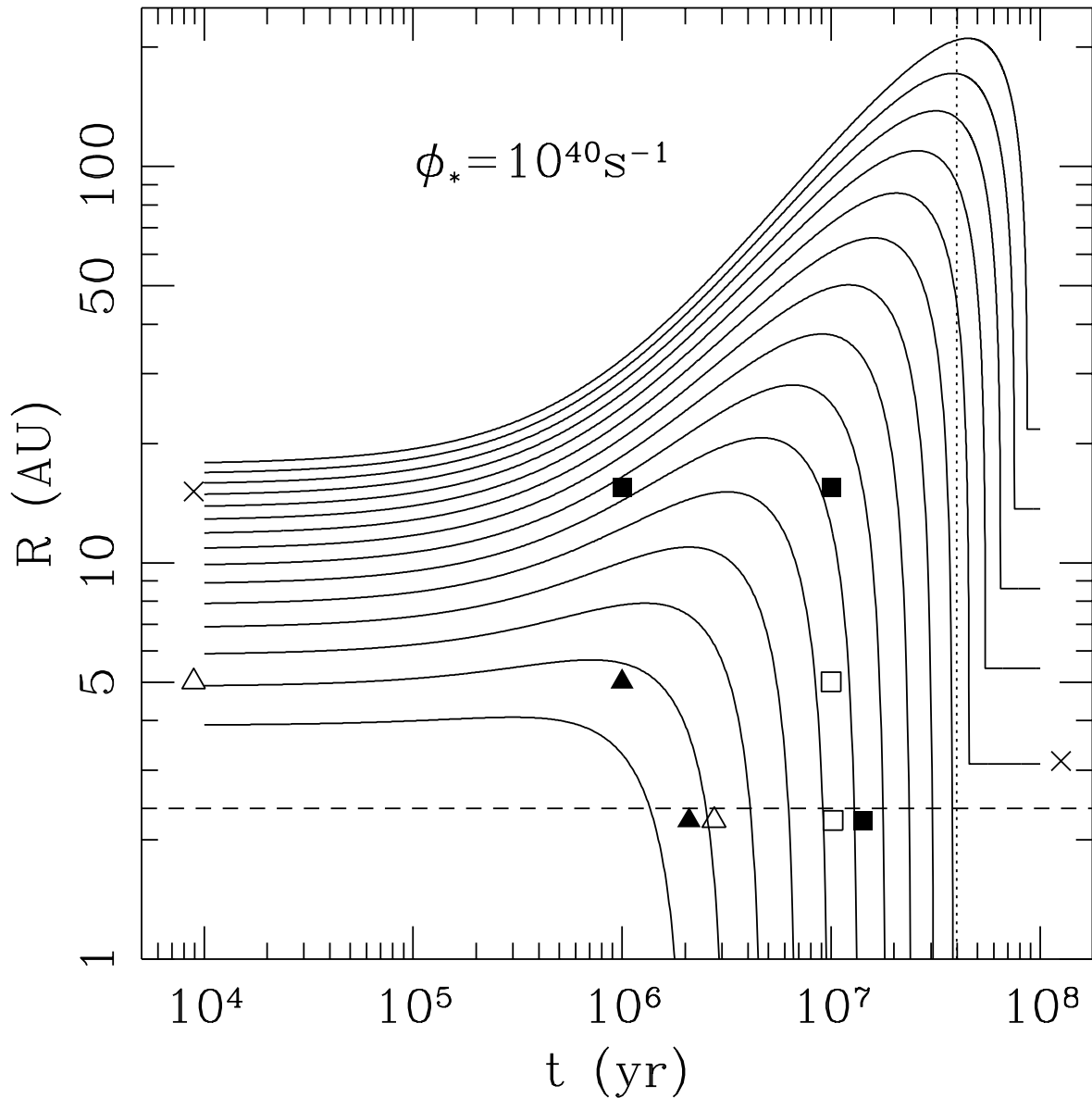


Fig. 2.— Disk stream lines for the fiducial model with $M(0) = 0.03M_{\odot}$ and $\alpha = 10^{-3}$. The initial spacing (at $t = 10^4$ yr) between the streamlines is 1AU, covering the disk from 4AU to 18AU. The short-dashed line indicates the location of the gravitational radius, $R_g = 2.4$ AU, and the dotted line represents the time when the photoevaporation gap starts forming, $t_{gap} \sim 4 \times 10^7$ yr. Planets forming at $R \sim 5$ AU and tidally locking to the disk early ($t = 10^4$ yr) (open triangles) or late (solid triangles) fall onto the central star at $t \sim 2.5 \times 10^6$ yr. In contrast, a planet starting with initial semi-major axis $R \sim 15$ AU at $t = 10^4$ yr (crosses) stops migrating when it reaches the photoevaporation gap.

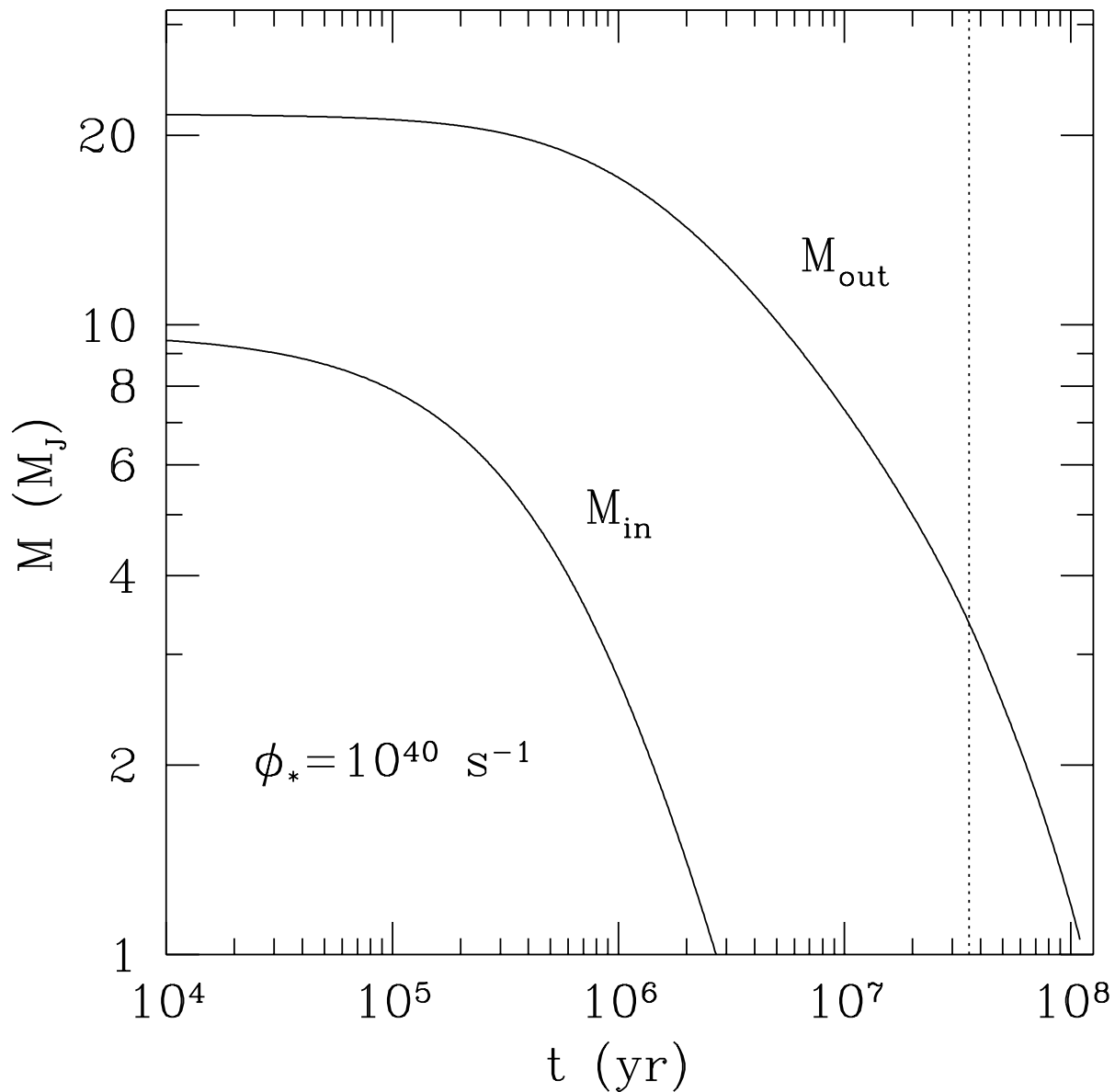


Fig. 3.— Disk mass outside the gravitational radius, M_{out} , and disk mass inside the gravitational radius, M_{in} , as a function of disk lifetime for the fiducial model. The dotted line indicates the time, $t_{gap} \sim 4 \times 10^7 \text{ yr}$, when the gap structure starts forming.