

\*\*TITLE\*\*

ASP Conference Series, Vol. \*\*VOLUME\*\*, \*\*YEAR OF PUBLICATION\*\*  
 \*\*NAMES OF EDITORS\*\*

## A Resolution Requirement for Disk Simulations Modeling Collapse

Andrew F. Nelson

*School of Mathematics, University of Edinburgh, Edinburgh Scotland,  
 EH9 3JZ, UK*

**Abstract.** The accurate simulation of collapsed objects requires that a huge range of spatial scales be well resolved if the result is not to be contaminated by numerically induced fragmentation. In this context, ‘insufficient resolution’ means comparable to the local instability wavelength in the system. I define a minimum resolution criterion for simulations of disk systems, using the critical wavelength appropriate for disks.

### The Criteria in 2d and 3d

A condition on the minimum resolution to ensure the collapse in 3d is of physical rather than numerical origin was defined by Truelove *et al.* 1997 using the ratio of the local grid resolution,  $\delta x$ , and local Jeans wavelength,  $\lambda_J$ :

$$J = \frac{\delta x}{\lambda_J} \quad \text{where} \quad \lambda_J = \left( \frac{\pi c_s^2}{G\rho} \right)^{1/2}. \quad (1)$$

Here  $c_s$  is the sound speed,  $\rho$  is the volume density and  $G$  is the gravitational constant. An analogous condition can be obtained for rotationally supported (i.e. disk) systems using the local Toomre wavelength,  $\lambda_T$ , at which the disk is neutrally stable to growing axisymmetric instabilities (see e.g. Lin & Lau 1979):

$$T = \frac{\delta x}{\lambda_T} \quad \text{where} \quad \lambda_T = \frac{2c_s^2}{G\Sigma}. \quad (2)$$

Here again,  $\delta x$  is the grid size, while  $\Sigma$  is the local surface density.

To obtain a form more useful in particle based numerical methods (e.g. SPH), Bate & Burkert (1997) using the Jeans mass to define an analogous criterion for the maximum resolvable volume density. We can obtain a similar quantity in 2d by defining a ‘Toomre mass’ and a maximum resolvable surface density. The two criteria are:

$$\rho_{\max} = \left( \frac{2\pi^3}{9G^3} \right) \frac{c_s^6}{m_p N_{\text{reso}}} \quad \text{and} \quad \Sigma_{\max} = \left( \frac{\pi}{G^2} \right) \frac{c_s^4}{m_p N_{\text{reso}}}. \quad (3)$$

$N_{\text{reso}}$  is the number of particles (of mass  $m_p$ ) required to resolve the Jeans mass.

In 3d, Truelove *et al.* 1997 found empirically that  $J < 1/4$  was sufficient to suppress numerical collapse. Bate & Burkert (1997) arrived at a similar result for particle simulations: numerical instability could be suppressed by resolving

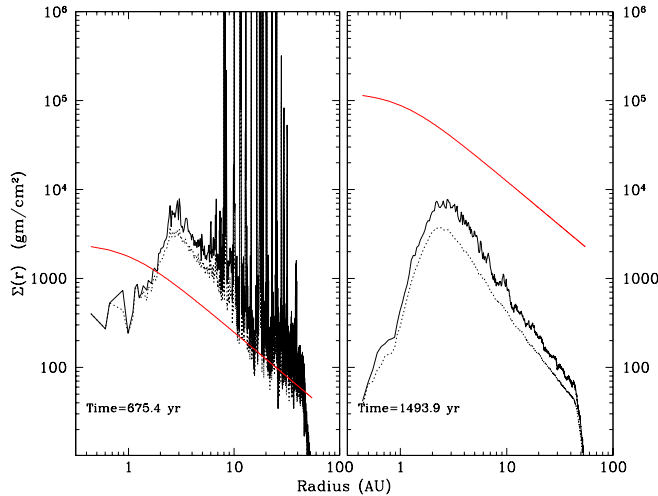


Figure 1. Azimuth averaged (dotted line), maximum (solid) and critical (red solid) surface densities for the Nelson *et al.* (1998) simulation modeled with 8000 (left) and 397000 (right) particles

the local Jeans mass with  $N_{\text{reso}} > 2N_{\text{neigh}} (\approx 100)$  neighbor particles. I will define the same critical values for 2d as in 3d, i.e.  $T < 1/4$  and  $\sim 100$  particles per Toomre mass, saving a more exact specification for later work.

### Examples from the Literature

Nelson *et al.* (1998) modeled the evolution of self gravitating disks with masses between 0.05 and 1.0 times the mass of the central star, using SPH. From the suite of models in that work, I choose as an example the model with disk dimensions  $M_{\text{D}}/M_{*}=0.2$  and  $Q_{\text{min}}=1.5$ , resolved with 7997 particles, implementing an isothermal equation of state. Using physical dimensions, the disk has a radius  $R_{\text{D}}=50$  AU, mass  $M_{\text{D}}=0.2M_{*}$  and  $M_{*}=0.5M_{\odot}$ .

Figure 1 shows the surface densities produced at resolutions of 8000 (the original) and 397000 particles. At lower resolution, filamentary spiral arms develop that later collapse into multiple clumps, as in the Nelson *et al.* work, but such surface densities clearly violate criterion of eq. 3. The higher resolution model did not produce any clumps, even after evolving for three times as long (about 1500 yr). We originally concluded that although our physical model was insufficient to correctly model clump formation, if it was to occur at all it would be most likely between 10 and 40 AU. The statement that the physical model in Nelson *et al.* was insufficient is certainly valid (see e.g. Nelson *et al.* 2000). However, and clump formation was definitely invalid: it was due to failure of the Toomre criterion and not to any physical process, however modeled.

Armitage & Hanson (1999) showed collapse occurred in disks in which a  $1M_{\text{J}}$  point mass was embedded in a self-gravitating  $0.1M_{\odot}$  disk with an  $r^{-3/2}$  density profile and no initial gap, resolved with 60000 SPH particles. The minimum

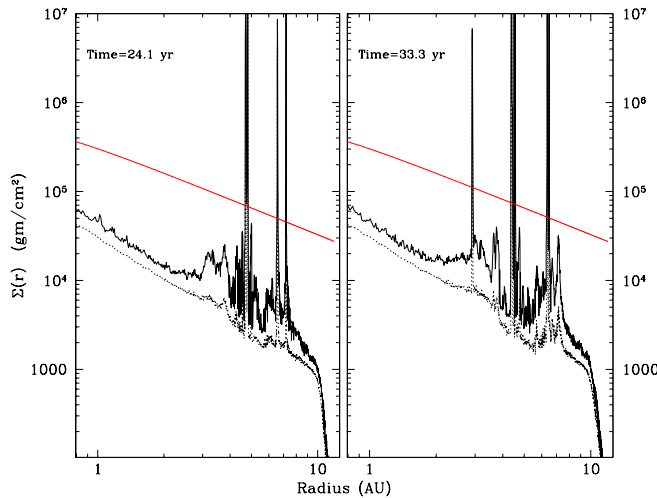


Figure 2. Azimuth averaged (dotted line), maximum (solid) and critical (red solid) surface densities for the Armitage & Hanson (1999) simulation.

stability of the disk using the Toomre parameter, was  $Q_{\min} = 1.5$ , as in Nelson *et al.* . Temperature was defined using a locally isothermal equation of state.

Figure 2 shows a reproduction of this model. As in the original, the planet both accretes a large amount of disk matter and generates large amplitude spiral structures that began to collapse after  $\sim 20 - 25$ yr. Also as in the original, the initial radial positions correspond closely to the outer and inner Lindblad resonances for the lowest order spiral patterns, since the patterns reach their largest amplitudes there. These collapsed objects are clearly numerical artifacts and the author’s conclusion that if a planet could grow sufficiently rapidly (to  $4-5M_J$ ) sufficiently early enough in the disk’s evolution, it would trigger further planet formation in the disk, is not supported.

In the most recent of a series of papers studying collapse in disks, Boss (2002) models a disk in 3d (reflected through the midplane), between 4 and 20 AU, with  $100 \times 23 \times 256$  grid zones asymmetrically distributed primarily near the disk midplane. He includes an ideal gas equation of state and a radiative cooling model. He evolves a disk for 359 yr, when the simulation begins to violate the Jeans criterion due to the onset of clump formation.

Figure 3 shows the critical wavelength at 359 yr defined using the Jeans criterion (Boss: personal communication) and using eq. 2. The values from the two criteria coincide at the location of the clump. Elsewhere, the Toomre wavelength exceeds the Jeans wavelength. Thus the evolution of the Boss simulation leading up to its termination passes this test, and the conclusions made from it are valid numerically.

### Concluding Questions and Remaining Work

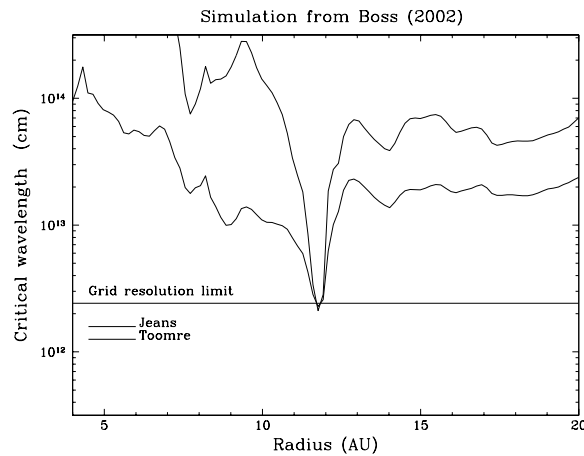


Figure 3. The failure of the Jeans criterion (solid line) was used by Boss (2002) to define the end of his simulation. The Toomre criterion applicable for circumstellar disks (heavy solid line) shows a near identical critical wavelength at this resolution.

**What is the proportionality factor for the 2d criterion?** So far, I have only assumed that the spatial resolution required in the 3d case would carry over in 2d as well, but this may not be correct.

**Which critical wavelength criterion is more applicable: Toomre or Jeans?** The universe is (spatially) a 3d place, so a criterion based on only two coordinates is necessarily approximate. On the other hand, the geometry of a disk is highly flattened. The assumption made in the Jeans analysis—of an infinite (in all directions) homogenous medium—is not satisfied and may incorrectly capture the physical behavior of the system. Further, correspondence between the two criteria in the forming clump of Boss’s simulation may be coincidental. The two criteria have differing functional dependences on the temperature.

Except for the simulation discussed in figure 3, generously shared prior to its publication by Alan Boss, the computations reported here were performed using the UK Astrophysical Fluids Facility (UKAFF). I also gratefully acknowledge financial support from UKAFF.

## References

- Armitage, P. J., Hansen, B. M. S., 1999, *Nature*, 402, 633  
 Bate, M. R., Burkert, A., 1997, *MNRAS*, 288, 1060  
 Boss, A. P., 2002, *ApJ*, 576, In press  
 Lin, C. C. & Lau, Y. Y., 1979, *Studies in Applied Mathematics*, 60, 97  
 Nelson, A. F., Benz, W., Adams, F. C., Arnett, W. D., 1998, *ApJ*, 502, 342  
 Nelson, A. F., Benz, W., Ruzmaikina, T. V., 2000, *ApJ*, 529, 357  
 Truelove, J. K., Klein, R. I., McKee, C. F., Holliman, J., H., Howell, L. H., Greenough, J. A., 1997, *ApJL*, 489, 179