

Large Language Models with Human-In-The-Loop Validation for Systematic Review Data Extraction

Noah L. Schroeder^{1*}, Chris Davis Jaldi², & Shan Zhang³

¹ - Department of Computer & Information Science & Engineering, University of Florida, Gainesville, Florida.

² - Department of Computer Science & Engineering, Wright State University, Dayton, Ohio.

³ - School of Teaching and Learning, University of Florida, Gainesville, Florida.

Correspondence regarding this manuscript should be addressed to: Noah L. Schroeder - schroedern@ufl.edu

Abstract: Systematic reviews are time-consuming endeavors. Historically speaking, knowledgeable humans have had to screen and extract data from studies before it can be analyzed. However, large language models (LLMs) hold promise to greatly accelerate this process. After a pilot study which showed great promise, we investigated the use of freely available LLMs for extracting data for systematic reviews. Using three different LLMs, we extracted 24 types of data, 9 explicitly stated variables and 15 derived categorical variables, from 112 studies that were included in a published scoping review. Overall we found that Gemini 1.5 Flash, Gemini 1.5 Pro, and Mistral Large 2 performed reasonably well, with 71.17%, 72.14%, and 62.43% of data extracted being consistent with human coding, respectively. While promising, these results highlight the dire need for a human-in-the-loop (HIL) process for AI-assisted data extraction. As a result, we present a free, open-source program we developed (AIDE) to facilitate user-friendly, HIL data extraction with LLMs.

Introduction

Large language models (LLMs) are revolutionizing the way we think about work. They are transforming the way we synthesize large bodies of knowledge, create reports, or get feedback on our writing. For example, in educational contexts, researchers have begun investigating if LLMs can be used to generate learning content ¹ or if they can be used as temporary teachers ². Overall, LLMs are rapidly evolving, improving at different tasks, and technically expanding in ways we need not dive into in detail here.

As research synthesists, we recognize that ignoring the advancements in LLMs could be to our own detriment. After all, systematic review methods can be intensely time-consuming, requiring human effort and expertise throughout the entire process ^{3,4}. It is then critical that we examine for what, and to what extent, we can leverage LLMs in research synthesis workflows.

Our team is not alone in exploring how LLMs can be used in research synthesis. LLMs have been used as second screeners during abstract screening ⁵⁻⁷, for data extraction ⁸⁻¹⁰, and throughout the systematic review process more generally ^{11,12}. Meanwhile, other lines of work have focused on technical aspects such as how to fine-tune LLMs for research synthesis tasks (Silva et al., 2024, Susnjak et al., 2024).

In this paper, we focus on the data extraction step of the systematic review process. Reviewing relevant research in the area shows very promising, although arguably preliminary results. For example, researchers have found promising results for extracting data in medical contexts ^{8,9,14}, with some studies

showing over 90% accuracy of the data extracted⁸. While this sounds promising, there is reason to believe that LLMs are not at a point where we can blindly trust their data extraction, especially considering the risk of hallucination¹⁵. Much of the existing work on extracting data with LLMs has used only a small number of PDFs^{8,9}, extracted data for relatively few variables^{8,14}, and explored a similar group of LLMs (generally, ChatGPT or Claude). Notably, LLMs have been rapidly advancing with new models introduced frequently, and there are also many other leading LLMs that may perform differently for data extraction tasks. Moreover, some studies have found the data returned by the LLM was noisy¹⁴ and it is well-known that LLMs can be sensitive to the prompt^{16,17} and other LLM settings used, such as the temperature¹⁸. Together, these factors indicate that more in-depth research is needed to explore the efficacy of LLMs for systematic review data extraction.

The Present Study

Given the time consuming nature of systematic reviews and the limited, yet promising data around using LLMs for data extraction, we sought to examine the efficacy of data extraction using LLMs. We separate this article into three parts.

In Part I, we describe a pilot study exploring the following research questions with a small sample ($n = 8$) of studies across three LLMs (Claude, GPT 4, and ChatPDF):

RQ1: How accurately can an LLM extract explicitly stated data?

RQ2: How accurately can an LLM extract and categorize data based on predefined categories?

RQ3: What is the overall accuracy of an LLM's data extraction compared to a human coder?

In Part II, we describe a more formalized, in-depth exploration of using freely available LLMs accessible via API (Gemini 1.5 Flash, Gemini 1.5 Pro, and Mistral Large 2) for data extraction tasks with a substantially larger sample of studies ($n = 112$). We address the same three research questions as the pilot study.

In Part III, we describe a free, open-source, user-friendly graphic-user interface program we developed to streamline the data extraction process with LLMs. The software focuses on including a human-in-the-loop (HIL) where the LLM and human work together to extract and confirm each data point extracted.

Part I - Pilot Study

Overview and Research Questions

Our initial exploration of using LLMs for data extraction took place in the Summer of 2023. At that point, LLMs were still a relatively new technology and were just beginning to become more widely adopted. Our initial exploration focused on the research questions stated in the present study section.

Methods

LLMs Used. We used what were three leading LLMs at the time: Claude (<https://claude.ai>), ChatPDF (<https://www.chatpdf.com/>), and GPT-4 (<https://openai.com/>). All were used via their web-based chat interface.

Data Set. We extracted data from four journal articles and four conference proceedings related to the use of virtual characters in K-12 education.

Variables Extracted. We asked each LLM to extract 24 variables, including explicit data (e.g., duration of study, learning topic, etc.) and derived data based on our own categorization scheme (e.g.,

agent role, agent type, study media based on our categorization scheme, etc.). We chose to include both types of data because both are typically extracted during systematic reviews and meta-analyses. In total, we had nine explicit variables and 15 derived variables extracted from each study. Table 1 shows the prompt used to extract each variable. Notably, we did not try to perfect each prompt. Rather, our goal was to write prompts in a way that an average researcher approaching an LLM may write them.

Data Analysis. We calculated simple inter-rater agreement between the human extracted data for each study and the LLM-extracted data for each study.

Table 1. The prompt we used for all three LLMs to extract 24 data points from each study.

| Prompt Used in LLMs |
|--|
| <p>Analyze the article for scientific review and answer the following questions with answers less than a line while mentioning the page number of the pdf in which you found the answer to a particular question if it's mentioned in the study, otherwise, the result should be Not Reported.</p> <ol style="list-style-type: none"> 1. Who is the author? (in the format of <Author Last Name> (<Year of publication>) for single author, <Author 1 Last Name> & <Author 2 Last Name> (<Year of publication>) for two authors, <Author 1 Last Name> et al. (<Year of publication>) for multiple authors) 2. What is the Year of publication? 3. What is the publication type? (Classify into Journal article, Conference proceeding, Dissertation, or Other accordingly) 4. What is the publication name? 5. In which country was the data collected/study conducted? Do not assume the author's country is where the data were collected. (Country name if the area is specified else Not Reported) 6. What are the grades of the participants (US grade equivalents)? 7. What is the average age of the participants? 8. How many participants are in the study? 9. Are there any special populations? (ASD, disability, or Disorders) 10. what biological genders are involved in the study? (only Male, only Female, Mixed or Not Reported) 11. What is the intervention duration, meaning how long did the participant interact with the system? 12. What is the Learning Topic in the Experiment for the participants? 13. How did the participants interact with the system? (Computer / Tablet / Phone / VR / AR / Other / Not reported) 14. Did the classroom take place in a classroom, a research laboratory, or online? If not stated, record as Not Reported. 15. What is the total Duration of the study? 16. What is the study measures type i.e. Qualitative, Quantitative, Mixed, Not Reported? 17. What is the study Purpose type? (Classify into any one of Feasibility/Usability/Perception if there's only 1 group involved in the experiment, Experiment if there are 2 or more groups involved in the experiment, Study protocol if the experiment is a study plan, and Not reported if it is not specified) 18. What is the type of agent? (Classify into any one of Pedagogical, Conversational, Motivational, Teachable, Multiple roles or Not reported) 19. How many on-screen agents are there in the system? 20. Is the agent's physical appearance human-like? (Classify into Human-inspired if the physical appearance is human-like, Non-human if not, Mixed-multiple agents if both types were used, or Not reported) 21. What does the agent/agent's biological gender look like? (Classify into any one of Female, Male, Gender neutral, Multiple agents, non-human, or Not Reported) |

22. What age group can the agent be classified into? (Classify into any one of Kid, Adult, Irrelevant-non-human agent, Multiple agents &&/| multiple ages, or Unknown)
23. What role can the agent be classified into? (Classify into any one of Demonstrating/Modeling, Coaching/Scaffolding, Information Source, Testing, Multiple roles, or Other)
24. What defined outcomes are measured as results in the study? (Learning - <for example, retention, transfer, achievement, performance, errors>, Motivation-<for example motivation, goals, self-efficacy, interest>, Perception-<for example, feelings, emotions, satisfaction, ratings of the system>, Cognitive Load/Mental Effort - <for example mental effort, cognitive load, intrinsic load, extraneous load, germane load>)

Results

RQ1: How accurately can an LLM extract explicitly stated data?

We asked each LLM to extract nine explicit variables from each of the eight data sources. Compared to the human coder, we found that Claude was the most accurate LLM, showing 93.06% agreement with the human coder. Meanwhile, GPT-4 was also quite accurate (91.67% agreement), while ChatPDF trailed a distant third, while still being reasonably accurate (75% agreement).

RQ2: How accurately can an LLM extract and categorize data based on predefined categories?

We also asked each LLM to extract 15 derived variables from each of the eight data sources. We found that Claude was again the most accurate, with 80.00% agreement with the human coder. Meanwhile, GPT-4 had 64.17% agreement with the human coder, and ChatPDF had 60.00% agreement with the human coder.

RQ3: What is the overall accuracy of an LLM's data extraction compared to a human coder?

Finally, we examined the overall accuracy of the LLM's data extraction compared to that of a human coder. Again, Claude led the LLMs with 84.90% agreement with the human coder. GPT-4 placed second, with 74.48% agreement, and ChatPDF came in third with 65.63% agreement.

Discussion

We found that the LLMs' ability to extract data was greatly dependent on the type of data being extracted and the prompt used. We had intentionally designed our prompts “generically”, having not conducted a thorough prompt engineering exercise to perfect them. This was an intentional choice, meant to mimic how an “average” researcher may interact with a LLM. While the accuracy of our data extraction was not as high as that seen in other studies⁸, we still found extremely promising results from leading LLMs. However, we found using the web-based chat interface tedious if many studies were going to be screened and thus started exploring the use of APIs.

Part II - Main Study

Overview and Research Questions

Having seen promising results from our pilot study in 2023, in late 2024 we re-initiated our investigation with a more thorough main study. Moreover, we decided to focus solely on LLMs that

provide free API access, as API requests are much more efficient ways of extracting large amounts of data than using a web-based chat interface on the respective LLM's website and then transcribing it to a .csv file. We investigated the same research questions as in the pilot study.

Methods

LLMs Used. The LLMs used in the main study were Google's Gemini 1.5 Flash (<https://aistudio.google.com/>), Gemini 1.5 Pro (<https://aistudio.google.com/>), and Mistral Large 2 (<https://mistral.ai/>). Notably, all three of these LLMs are available via API free of charge (rate limits may apply).

Data Extraction. For this main study, we used an LLM to help generate Python code for using the LLM APIs to extract the data from the studies in our sample. The Python files are available on OSF: https://osf.io/nraxf/?view_only=879654690be249cc9237525ed7f86ec2. As shown in the Python scripts, we sent one request to the LLM containing all of the prompts.

We sent the full PDF file to the Gemini models. However, at the time of our study, the Mistral Large 2 API could not process PDFs directly. As such, we used PyPDF2 to extract the text data from the PDF and then sent the text data to Mistral. As with the Gemini API requests, all prompts were sent in one request for each study in our sample.

After receiving the response from the API, the Python script then assembled the responses into a coding form, with one row for each study evaluated by the LLM.

Data Set. The dataset consisted of 112 studies included in a published scoping review ¹⁹.

Variables Extracted. The full coding forms with the data extracted from each study are publicly available in an OSF repository: https://osf.io/nraxf/?view_only=879654690be249cc9237525ed7f86ec2.

Data Analysis. The data analysis used the same methods as in the pilot study. In addition, we also classified responses as an "Accurate Match", but not identical to human coding, and reported that data separately. We report the simple agreement statistic as well as Cohen's Kappa.

Results

Preface

We found that the Gemini 1.5 Pro and Gemini 1.5 Flash models were able to analyze all 112 studies in our sample. Moreover, the results were presented relatively consistently (see raw data extraction in the OSF repository). However, this was not the case for Mistral Large 2. First, we found that Mistral only returned results for 103 of the studies, and of those, 3 were incomplete, and one had somewhat irrelevant results. Consequently, our results for Gemini 1.5 models are for 112 studies. For Mistral Large 2, we counted the studies that were not returned or analyzed as not matching, meaning we still calculated the results as if we had received results for the full sample. As a consequence, the Mistral Large 2 scores are lower because there were a number of studies not reported, meaning for each study not reported, there are 24 variables not reported, or in this context, not matching human coding.

In addition, the response from the Mistral API was not as consistent as the Gemini 1.5 models (as shown in the raw data forms on OSF). We had to manually clean the data before analysis. We recognize that this likely could have been resolved through prompt changes for the Mistral model, however we felt it important to keep the same prompt for all three LLMs.

RQ1: How accurately can an LLM extract explicitly stated data?

Similar to the pilot study, we asked each LLM to extract nine explicit variables from all 112 data sources. We further divided the comparison metrics into two categories: Exact Match and Accurate Match. Compared to the human coder in the Exact Match analysis for explicitly stated data, Google Gemini 1.5 Pro was the most accurate LLM (83.33% agreement, $\kappa = 0.40$). Google Gemini 1.5 Flash was also quite accurate (81.75% agreement, $\kappa = 0.39$), while Mistral Large 2 followed in third place but remained reasonably accurate (71.73% agreement, $\kappa = 0.30$).

Next, we looked at the Accurate Match metrics. Google Gemini 1.5 Pro again demonstrated the highest accuracy (85.12% agreement, $\kappa = 0.41$), followed by Google Gemini 1.5 Flash (82.84% agreement, $\kappa = 0.40$). Mistral Large 2 was third, though still reasonably accurate (74.40% agreement, $\kappa = 0.33$).

RQ2: How accurately can an LLM extract and categorize data based on predefined categories?

We also asked each LLM to extract the remaining ($n = 15$) derived variables from all 112 data sources and analyzed the responses using the same two accuracy metrics. For Exact Match, Google Gemini 1.5 Pro was again the most accurate, with 65.42% agreement ($\kappa = 0.24$), followed by Google Gemini 1.5 Flash with 64.82% agreement ($\kappa = 0.23$) and Mistral Large 2 (56.85% agreement, $\kappa = 0.12$).

For the Accurate Match analysis, we found that Google Gemini 1.5 Pro again led the LLMs (70.24% agreement, $\kappa = 0.29$), followed by Google Gemini 1.5 Flash (67.74% agreement, $\kappa = 0.26$) and Mistral Large 2 (62.02% agreement, $\kappa = 0.19$).

RQ3: What is the overall accuracy of an LLM's data extraction compared to a human coder?

Finally, we examined the overall accuracy of each LLM's data extraction. For the Exact Match analysis, Google Gemini 1.5 Pro led the group (72.14% agreement, $\kappa = 0.31$), Google Gemini 1.5 Flash placed second (71.17% agreement, $\kappa = 0.30$), and Mistral Large 2 was third (62.43% agreement, $\kappa = 0.20$).

When examining the Accurate Match analysis, Google Gemini 1.5 Pro again led the LLMs (75.82% agreement, $\kappa = 0.34$), followed by Google Gemini 1.5 Flash (73.40% agreement, $\kappa = 0.32$) and Mistral Large 2 (62.02% agreement, $\kappa = 0.19$).

Discussion

As shown above, the LLMs tested here were quite accurate when extracting explicitly stated data and variables from studies. However, they were substantially less effective at categorizing data based on predefined categories. Importantly, we found that all LLMs tested in our main study performed similarly. *Our purpose is not to say one model is more effective than others, because we believe the LLMs are too context-dependant (e.g., individual PDF or study, type(s) of data being extracted, prompt used, temperature of LLM, etc.) to be able to make such a claim.* Rather, our purpose was to explore if LLMs can be accurate enough to play a role in the research synthesis process.

Based on prior studies in the area⁸ and our pilot study, readers may be surprised by the lower accuracy we found when the free-to-use LLM APIs were used at the scale of a full scoping review rather than a small subset of studies. There are a number of reasons why these results may have occurred and it is reasonable to assume that the LLMs tested here have the *capability* to be more effective than seen here. We have no doubt this is the case given our experiences working with LLMs. For example, it is widely

known that LLMs can be highly sensitive to the prompt used and other settings of the LLM¹⁶⁻¹⁸. As noted, we made the intentional decision not to spend much time optimizing our prompt. Rather, we focused on coming up with a prompt we felt was consistent with one a researcher may use if they lacked in-depth knowledge of LLMs, as we felt this was a more realistic use-case than if we had spent time optimizing each aspect of the prompt and LLM settings. It is highly plausible that if one took enough time fine-tuning each individual question to include in the prompt a higher accuracy could be achieved. However, this could be highly time-consuming, which would defeat the purpose of using a LLM to aid in data extraction.

In addition, it is important to highlight differences in how the LLMs were used and the capabilities of each. For example, with Gemini models we were able to send the PDF files directly to the model. As such, we do not know what types of processing may have occurred. Meanwhile, Mistral only allowed text-only inputs. This means we had to extract text to send to be processed by the LLM. This introduces further inconsistency because there are a variety of ways one could extract text. For example, you can lose formatting, you can extract structured text, you can convert text to markdown, etc. We chose a relatively simple text format, however this could, in part, explain why Mistral did not perform as well as the Gemini models in our testing here.

In summary, there are many factors that can influence the accuracy of data extraction by LLMs in a research synthesis context. *Even if we had found over 90% accuracy, we would still not advise researchers to adopt LLM outputs without human oversight.* For example, just because some data was extracted accurately with one specific prompt does not mean that accuracy will translate to different contexts. As such, we feel that a human-in-the-loop solution is needed. Consequently, we envisioned and built (see Part III) a platform that allows research synthesists to use LLMs to extract data, but a human can double-check the LLMs extracted data to ensure it is accurate. We posit this will save time compared to only human-based data extraction.

Part III - Introducing a Software Platform for LLM-Assisted Data Extraction

AI-Assisted Data Extraction: A Graphic User Interface for LLM-based Data Extraction

A key takeaway from our studies is that LLMs are not a point where we can blindly trust them to extract data for systematic reviews or meta-analyses across various contexts. Rather, it is essential to have a HIL approach where an experienced and knowledgeable researcher can review, approve, or change the extracted data as needed. However, doing so when extracting data via API calls or chat interfaces common on many LLM websites is not time-efficient, as both would require the researcher to read the entire paper to find each data point. Accordingly, we have developed a free, open-source, user-friendly software to help facilitate this process.

Overview of AIDE. We present a free, open-source, graphic user interface package for R called AI-assisted Data Extraction (AIDE). AIDE allows you to use LLMs for extracting data with mandatory human oversight. At the present time, AIDE is designed to allow you to use free API keys from Google AI Studio, Local models via Ollama, Mistral AI, or Open Router to access LLMs. AIDE was designed from the ground up to be free software, so only free APIs have been integrated at this point¹. Notably, there are free models that perform well for data extraction tasks (as shown in our results above) and at this point at least, researchers need not pay for LLM models unless they choose to do so.

¹ Open Router does allow one to use paid services, such as Claude or ChatGPT, if they choose to.

As shown in Figure 1, the user interface for setting up your LLM is relatively straightforward; a user selects their LLM provider, enters their API key, chooses their model, and uploads their coding form. The first row of the coding form will be read as prompts to the LLM and should be written as such.

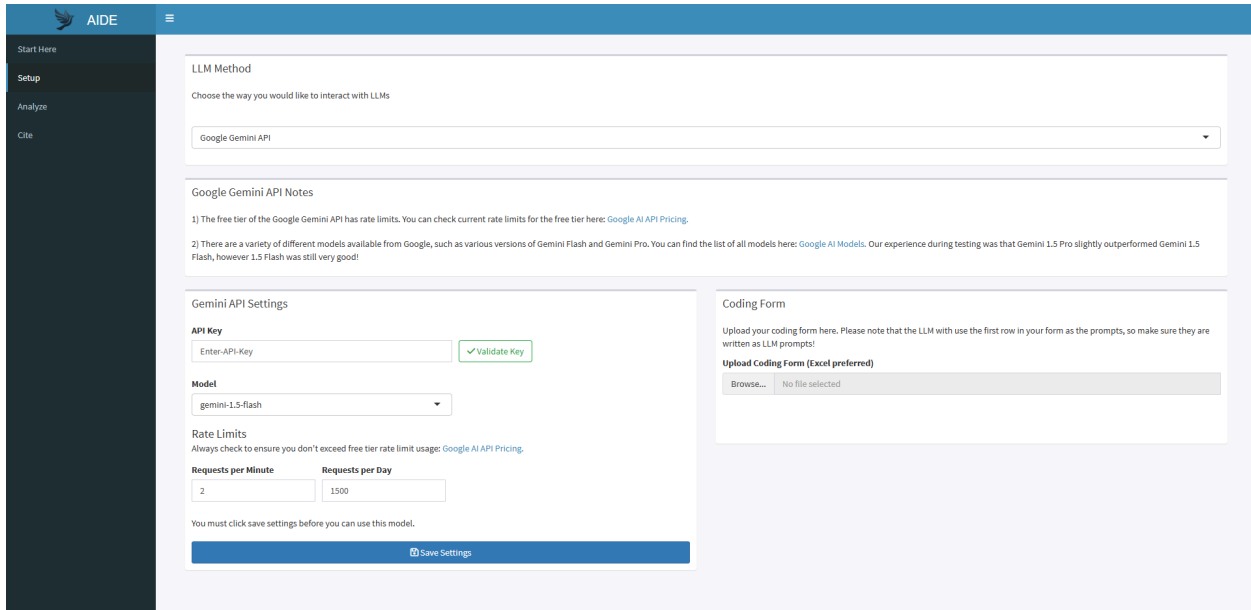


Figure 1. A screenshot of the AIDE setup page.

A critically important feature of AIDE is the analysis page. The user uploads a PDF, which they can see in a PDF viewer. They are automatically presented with an estimate of the number of tokens the API request will use, which allows one to make an informed decision as to if the LLM they plan to use is appropriate. Moreover, this allows for one to estimate the cost of their API request if they choose to use a paid LLM. If using local models via Ollama, the user can also select the context window size they want to use (Figure 2).

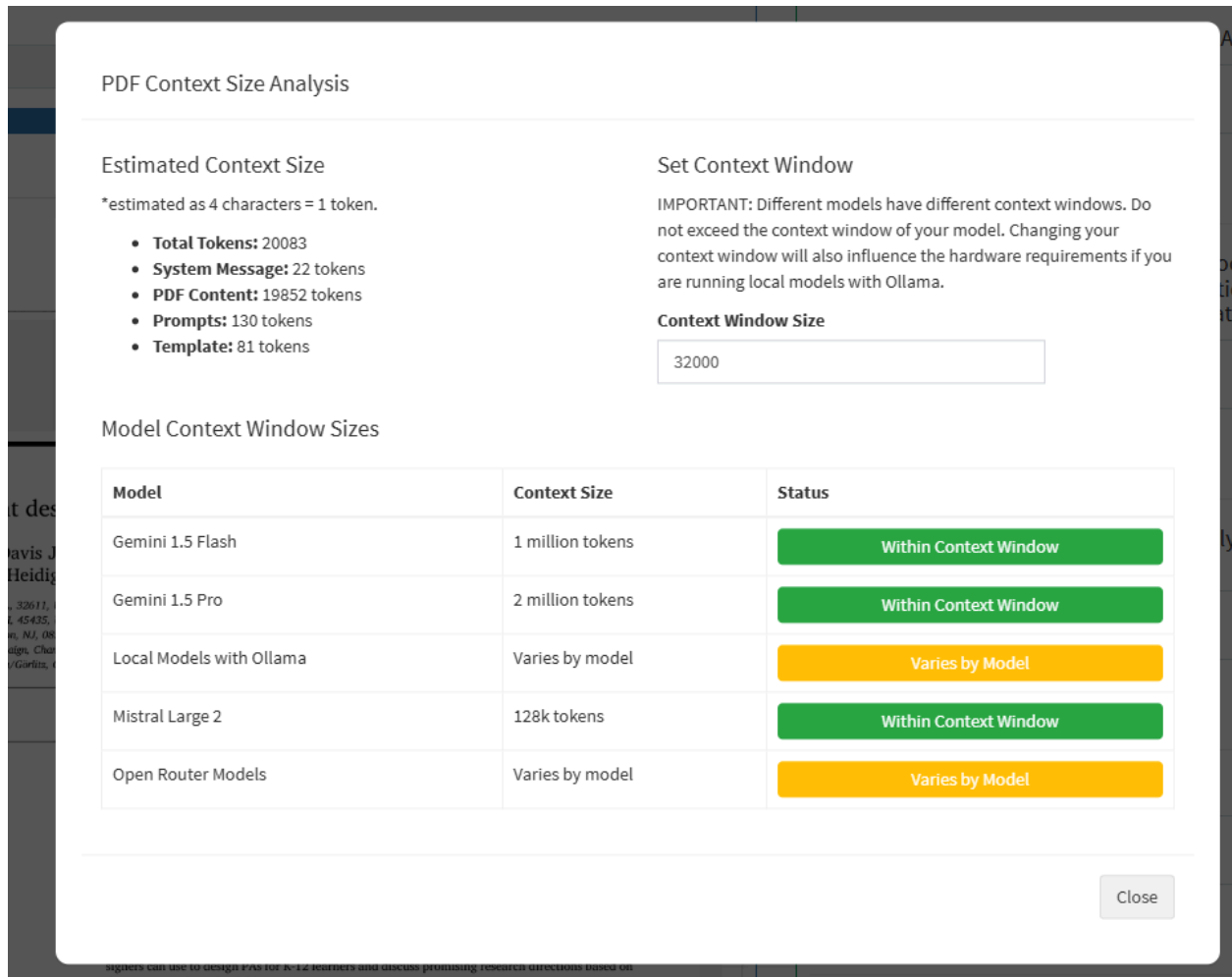


Figure 2. Context size analysis of the PDF that was uploaded into AIDE.

The right side of the analysis page is auto-populated with the data from the coding form. When “Analyze PDF” is pressed, a single request is made to the LLM API that sends the extracted structured full text, a brief prompt, and the prompts from the coding form. When a response is received, the data is parsed and auto-populated into the corresponding boxes in the user interface. If the Source button is pressed, the LLM’s reasoning for the answer is shown when available (see Figure 3) and the PDF reader scrolls to the appropriate page of the PDF automatically. If the answer is correct, pressing the Record button records it to the appropriate location on the coding form on your local computer. If the answer needs to be modified, the user can edit the text before clicking Record. When the user is ready to move to the next paper for analysis, they simply upload a new file, and AIDE will clear the responses in the interface and move to the next row in the coding form file on the local computer. After Analyze PDF is pressed, a request is sent to the API, and the process is identical to the one previously described.

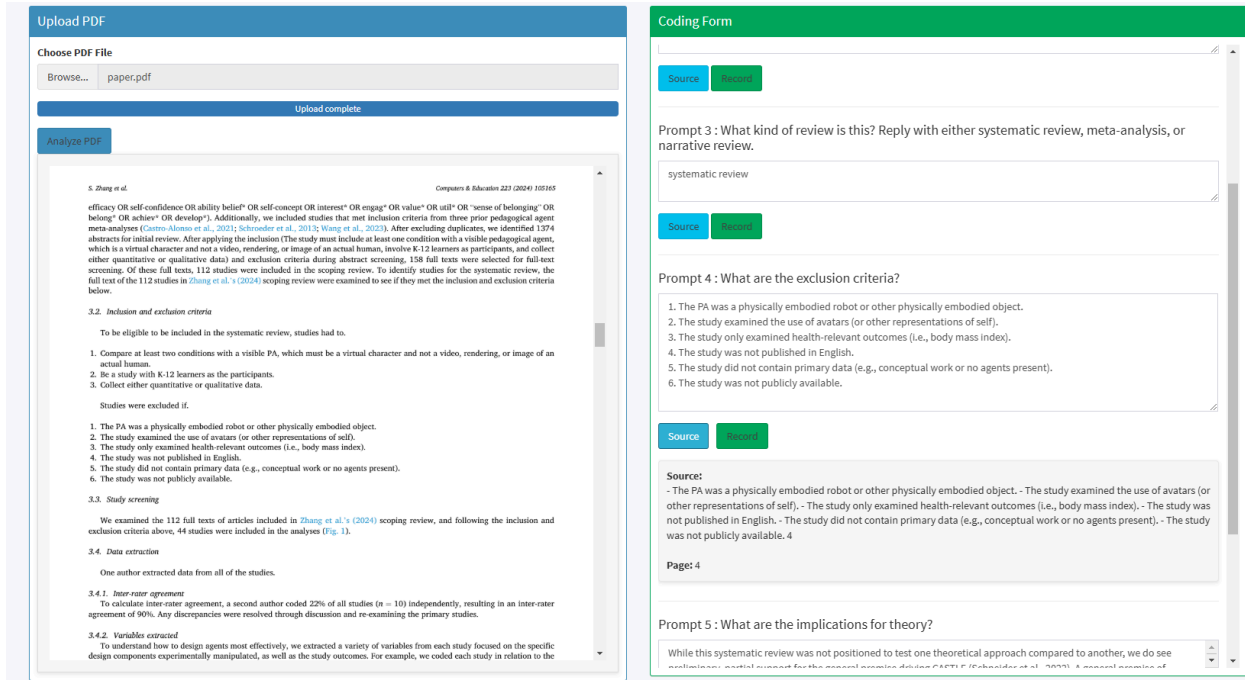


Figure 3. The analysis panel of AIDE. Note the source panel showing where information was found.

Getting AIDE. AIDE is available for free and open source via Github:

<https://github.com/noah-schroeder/AIDE>. The readme contains installation instructions. At the time of writing, the package can be used by using Script 1.

Script 1: The scripts to install, load, and run AIDE.

```
#Install package from Github Repo
devtools::install_github("noah-schroeder/AIDE", dependencies = TRUE)

#Load package
library(AIDE)

#Run App
runAIDE()
```

Conclusion

LLMs offer promise for conserving resources during the data extraction process in research synthesis. Our pilot study and large-scale main study showed promise for LLMs being able to accurately extract various types of data, significantly reducing labor time and enhancing the efficiency of qualitative research. However, it became explicitly clear that they cannot be relied on alone. Rather, a HIL process²⁰ is needed to ensure accuracy while still conserving time. As a result, we developed AIDE, a free, open-source graphic user interface program for R that helps research synthesists use LLMs to extract and record data in a time-efficient manner. Research is needed to quantify the resources saved by using software like AIDE.

References

1. Leiker D, Gyllen AR, Eldesouky I, Cukurova M. Generative AI for Learning: Investigating the Potential of Learning Videos with Synthetic Virtual Instructors. In: Wang N, Rebolledo-Mendez G, Dimitrova V, Matsuda N, Santos OC, eds. *Artificial Intelligence in Education. Posters and Late Breaking Results, Workshops and Tutorials, Industry and Innovation Tracks, Practitioners, Doctoral Consortium and Blue Sky*. Springer Nature Switzerland; 2023:523-529. doi:10.1007/978-3-031-36336-8_81
2. Al Ghazali S, Zaki N, Ali L, Harous S. Exploring the potential of ChatGPT as a Substitute teacher: A Case Study. *Int J Inf Educ Technol*. 2024;14(2):271-278.
3. Chernikova O, Stadler M, Melev I, Fischer F. Using machine learning for continuous updating of meta-analysis in educational context. *Comput Hum Behav*. 2024;156:108215. doi:10.1016/j.chb.2024.108215
4. Wang X, Luo G. MetaMate: Large Language Model to the Rescue of Automated Data Extraction for Educational Systematic Reviews and Meta-analyses. Published online May 2, 2024. doi:10.35542/osf.io/wn3cd
5. Cao C, Sang J, Arora R, et al. Prompting is all you need: LLMs for systematic review screening. Published online June 3, 2024:2024.06.01.24308323. doi:10.1101/2024.06.01.24308323
6. Huotala A, Kuutila M, Ralph P, Mäntylä M. The Promise and Challenges of Using LLMs to Accelerate the Screening Process of Systematic Reviews. Published online May 8, 2024. doi:10.48550/arXiv.2404.15667
7. Issaiy M, Ghanaati H, Kolahi S, et al. Methodological insights into ChatGPT's screening performance in systematic reviews. *BMC Med Res Methodol*. 2024;24(1):78. doi:10.1186/s12874-024-02203-8
8. Gartlehner G, Kahwati L, Hilscher R, et al. Data extraction for evidence synthesis using a large language model: A proof-of-concept study. *Res Synth Methods*. 2024;15(4):576-589. doi:10.1002/jrsm.1710
9. Konet A, Thomas I, Gartlehner G, et al. Performance of two large language models for data extraction in evidence synthesis. *Res Synth Methods*. 2024;15(5):818-824. doi:10.1002/jrsm.1732
10. Schmidt L, Hair K, Graziozi S, et al. Exploring the use of a Large Language Model for data extraction in systematic reviews: a rapid feasibility study. Published online May 23, 2024. doi:10.48550/arXiv.2405.14445
11. Sami AM, Rasheed Z, Kemell KK, et al. System for systematic literature review using multiple AI agents: Concept and an empirical evaluation. Published online March 13, 2024. doi:10.48550/arXiv.2403.08399
12. Scherbakov D, Hubig N, Jansari V, Bakumenko A, Lenert LA. The emergence of Large Language Models (LLM) as a tool in literature reviews: an LLM automated systematic review. Published online September 6, 2024. doi:10.48550/arXiv.2409.04600
13. Susnjak T, Hwang P, Reyes NH, Barczak ALC, McIntosh TR, Ranathunga S. Automating Research Synthesis with Domain-Specific Large Language Model Fine-Tuning. Published online April 8, 2024. doi:10.48550/arXiv.2404.08680
14. Kartchner D, Ramalingam S, Al-Hussaini I, Kronick O, Mitchell C. Zero-Shot Information Extraction for Clinical Meta-Analysis using Large Language Models. In: Association for Computational Linguistics; 2023.
15. Tonmoy SMTI, Zaman SMM, Jain V, et al. A Comprehensive Survey of Hallucination Mitigation Techniques in Large Language Models. Published online January 8, 2024. doi:10.48550/arXiv.2401.01313
16. Anagnostidis S, Bulian J. How Susceptible are LLMs to Influence in Prompts? Published online August 17, 2024. doi:10.48550/arXiv.2408.11865
17. Errica F, Siracusano G, Sanvito D, Bifulco R. What Did I Do Wrong? Quantifying LLMs' Sensitivity

and Consistency to Prompt Engineering. Published online September 5, 2024.
doi:10.48550/arXiv.2406.12334

18. Loya M, Sinha DA, Futrell R. Exploring the Sensitivity of LLMs' Decision-Making Capabilities: Insights from Prompt Variation and Hyperparameters. In: *Findings of the Association for Computational Linguistics: EMNLP 2023*. ; 2023:3711-3716.
doi:10.18653/v1/2023.findings-emnlp.241
19. Zhang S, Jaldi CD, Schroeder NL, Gladstone JR. Pedagogical agents in K-12 education: a scoping review. *J Res Technol Educ*. Published online July 30, 2024. Accessed December 19, 2024.
<https://www.tandfonline.com/doi/abs/10.1080/15391523.2024.2381229>
20. Zanzotto FM. Viewpoint: Human-in-the-loop Artificial Intelligence. *J Artif Intell Res*. 2019;64:243-252. doi:10.1613/jair.1.11345