

The Alternative Annotator Test for LLM-as-a-Judge: How to Statistically Justify Replacing Human Annotators with LLMs

Nitay Calderon^T

Roi Reichart^T

Rotem Dror^H

^TFaculty of Data and Decision Science, Technion

^HDepartment of Information Systems, University of Haifa

nitay@campus.technion.ac.il roiri@technion.ac.il rdror@is.haifa.ac.il

Abstract

The “LLM-as-a-judge” paradigm employs Large Language Models (LLMs) as annotators and evaluators in tasks traditionally performed by humans. LLM annotations are widely used, not only in NLP research but also in fields like medicine, psychology, and social science. Despite their role in shaping study results and insights, there is no standard or rigorous procedure to determine whether LLMs can replace human annotators. In this paper, we propose a novel statistical procedure – the Alternative Annotator Test (alt-test) – that requires only a modest subset of annotated examples to justify using LLM annotations. Additionally, we introduce a versatile and interpretable measure for comparing LLM judges. To demonstrate our procedure, we curated a diverse collection of ten datasets, consisting of language and vision-language tasks, and conducted experiments with six LLMs and four prompting techniques. Our results show that LLMs can sometimes replace humans with closed-source LLMs (such as GPT-4o), outperforming open-source LLMs, and that prompting techniques yield judges of varying quality. We hope this study encourages more rigorous and reliable practices.¹

1 Introduction

The rise of Large Language Models (LLMs) has transformed the field of Natural Language Processing (NLP), bringing unprecedented capabilities in reasoning and generating human-like text (Kojima et al., 2022; Achiam et al., 2023; Laskar et al., 2023; Yang et al., 2024). Recently, a new trend has emerged where LLMs are employed as annotators and judges across various NLP applications (Li et al., 2024a; Tan et al., 2024b).

One key advantage of LLM-as-a-judge² is the scalability and speed of LLMs. They can quickly

¹Code for the procedure and datasets are available at: <https://github.com/nitaytech/AltTest>

²While the term “LLM-as-a-judge” is often used to describe LLMs evaluating texts or images generated by other

annotate large-scale datasets, reducing the time required for tasks traditionally performed by costly human annotators (Nasution and Onan, 2024). Additionally, LLMs avoid challenges inherent to human factors, like fatigue and guideline misinterpretation (Uma et al., 2021; Bartsch et al., 2023). Unsurprisingly, they sometimes outperform crowdworkers (Gilardi et al., 2023; Nahum et al., 2024).

Indeed, LLMs-as-judges are extensively used in research, taking on a pivotal role once filled by human annotators. LLMs are employed to annotate new datasets (Gat et al., 2024; Tan et al., 2024b), or refine existing ones (Nahum et al., 2024; Pavlovic and Poesio, 2024), and commonly serve as evaluators for benchmarking models and methods (Ahmed et al., 2024; Gu et al., 2024; Li et al., 2024a). Accordingly, LLM-as-judges directly shape the results, findings, and insights of the NLP community and guide the direction of scientific inquiry, prioritization, and innovation.

LLMs’ influence extends far beyond the NLP field. They annotate papers for literature reviews (Calderon and Reichart, 2024; Joos et al., 2024) or extract findings from academic literature (Khraisha et al., 2024; Naik et al., 2024). They are also utilized in cognitive sciences to simulate human subjects (Aher et al., 2023; Shapira et al., 2024) and in social science, researchers leverage LLM annotations to uncover social and cultural insights (Ventura et al., 2023; Ziems et al., 2024).

Despite the advantages of the LLM-as-a-judge paradigm, research shows that LLMs amplify biases, leading to unfair or inconsistent judgments (Ashktorab et al., 2024; Chen et al., 2024c; Ye et al., 2024) and that they may struggle with tasks that require deep contextual understanding or domain-specific expertise (Ravid and Dror, 2023; Szyman-ski et al., 2024). These weaknesses highlight the

LLMs, we use it more broadly to include any evaluation, annotation, or labeling of texts (or images) traditionally performed by human annotators, regardless of the source of the input.

need for rigorous evaluation and transparency when relying on LLM annotations in research.

Yet, many studies employing LLM annotations do not explicitly measure the alignment between LLMs and humans, and those that do typically use traditional measures such as accuracy (% agreements), F1 score, Cohen’s Kappa, and correlation (Li et al., 2024b), which have limitations. Particularly, these measures frequently rely on majority vote labels, overlooking important nuances introduced by individual annotators. Additionally, there are no established criteria for making a definitive yes/no decision as to whether an LLM can replace human annotators (e.g., “*is an F1 score of 0.6 sufficient?*”). This decision demands statistical rigor, which often lacks in the way researchers apply traditional measures. Moreover, they can only evaluate whether an LLM matches human performance but cannot determine if it offers a better alternative.

We argue that to justify using an LLM instead of human annotators, researchers should demonstrate that *the LLM offers a better alternative to recruiting human annotators*. In other words, when factoring in the cost-benefit and efficiency advantages of LLM annotations, they should be as good as or better than human annotations. In this paper, we propose a statistical procedure to verify this claim, which we call *the Alternative Annotator Test*, or simply *alt-test*. This procedure is simple and requires minimal effort to apply — it involves comparing the LLM to a small group of human annotators (at least three) on a modest subset of examples (between 50 and 100). Our procedure is described in §3 and illustrated in Figure 1. Once applied, researchers can confidently rely on the LLM’s annotations for their work.

In addition, we define a measure for comparing LLM judges called the *Average Advantage Probability*. This measure is naturally derived from our statistical procedure and represents the probability that the LLM is as good as or better than a randomly chosen human annotator. It possesses desirable properties that traditional measures lack while maintaining a high correlation with them. It is versatile, supports different types of annotations, and is highly interpretable.

We exemplify the application of our procedure with six LLMs and four prompting techniques. To this end, we curate a diverse collection of ten datasets, each with instances annotated by multiple annotators. Our datasets vary in size, annotation types (discrete, continuous, and free-text), num-

ber of annotators (3 to 13), and levels of annotator expertise (crowd-workers, skilled annotators, and experts). They encompass a wide range of language tasks, including two vision-language tasks.

Our results demonstrate that LLMs can, in some cases, replace human annotators. We found that closed-source LLMs (such as GPT-4o and Gemini-1.5) consistently outperform open-source models (like Mistral-v3 and Llama-3.1), passing the alt-test on eight datasets. Additionally, we show that in-context learning improves LLM performance across most datasets, while chain-of-thought and ensemble methods do not yield similar benefits.

Our contributions: (1) We propose a statistical procedure, the alt-test, to justify replacing human annotators with LLMs; (2) We introduce a versatile and interpretable measure, the average advantage probability, for comparing LLM judges; (3) We curate a diverse collection of ten datasets and analyze six LLMs and four prompting techniques, demonstrating that LLMs can sometimes replace humans; (4) We develop a theorem regarding the optimal LLM-as-a-judge (§B); and (5) We discuss modifications of the alt-test to handle label imbalance (§A.1), and the choice of annotators (§6.3).

We encourage researchers to adopt our procedure and hope this study paves the way for rigorous scientific practices in NLP and beyond.

2 Previous Work

Research on LLMs as annotators and judges is a rapidly growing field (Chiang et al., 2023; Zheng et al., 2024a), resulting in numerous surveys (Gu et al., 2024; Li et al., 2024a; Tan et al., 2024b; Pavlovic and Poesio, 2024). Most studies focus on enhancing LLM performance, either by parameter tuning (Gekhman et al., 2023; Yue et al., 2023; Zhu et al., 2023; Jiang et al., 2024; Kim et al., 2024) or prompting strategies (Bai et al., 2023; Moniri et al., 2024; Song et al., 2024). For instance, Dong et al. (2024) investigated personalized LLM judges, Verga et al. (2024) proposed using a panel of diverse LLMs, and Chen et al. (2024b) extended LLM-as-a-judge to multimodal tasks.

Utilizing LLMs to emulate human annotations raises two statistical questions. The first is how to accurately estimate the parameter of interest when relying on LLM annotations. For instance, social scientists estimate the level of toxicity to study public discourse dynamics (Avalle et al., 2024). When using LLM annotations instead of human annota-

tions, the estimation of the level of toxicity can be biased. Thus, many works propose corrections to estimations that are built with LLM annotations (Angelopoulos et al., 2023a; Egami et al., 2023; Angelopoulos et al., 2023b; Chatzi et al., 2024; Gligoric et al., 2024; Ludwig et al., 2024). The second question, which we address, is how to statistically justify replacing human annotators with LLMs, ensuring researchers can confidently apply LLMs for model evaluation or data annotation.

While existing works do not directly address how to justify human replacement, many have explored how well LLMs align with human annotators and judges (Chiang and Lee, 2023; Ahmed et al., 2024; Bavaresco et al., 2024; Chen et al., 2024a; Gera et al., 2024; Lambert et al., 2024; Nahum et al., 2024; Nasution and Onan, 2024; Tan et al., 2024a), often focusing on specific LLM limitations or biases (Wu and Aji, 2023; Ashktorab et al., 2024; Jung et al., 2024; Chen et al., 2024c; Wang et al., 2024; Xu et al., 2024). These studies rely on traditional measures such as accuracy, F1 score, correlation, or metrics that quantify bias. In contrast, we propose a statistical procedure to determine whether an LLM can be used, providing a clear yes/no answer based on a statistical framework. Additionally, we introduce an interpretable and versatile measure for comparing LLM judges.

3 Method

We propose using an LLM-as-a-judge instead of human annotators when it offers a comparable alternative to recruiting an annotator. By comparing the predictions of the LLM to those of humans, we can evaluate which more closely emulates the gold label distribution. Gold labels represent the “true” or ground truth annotations and are typically determined through rigorous processes, such as consensus among experts or extensive quality control. Consequently, since experts are expensive and often inaccessible, we assume gold labels are unavailable. Hence, a common approach is to approximate them using the collective responses of multiple annotators. This is the exact setup we use in this paper: a modest subset of randomly sampled examples, each annotated by multiple annotators.³

Accordingly, a key consideration in our method is that the perspective of every annotator is valued. Specifically, we exclude one annotator at a time

³In §6.3, we discuss the number of annotators, their profiles, and levels of expertise to ensure reliable outcomes.

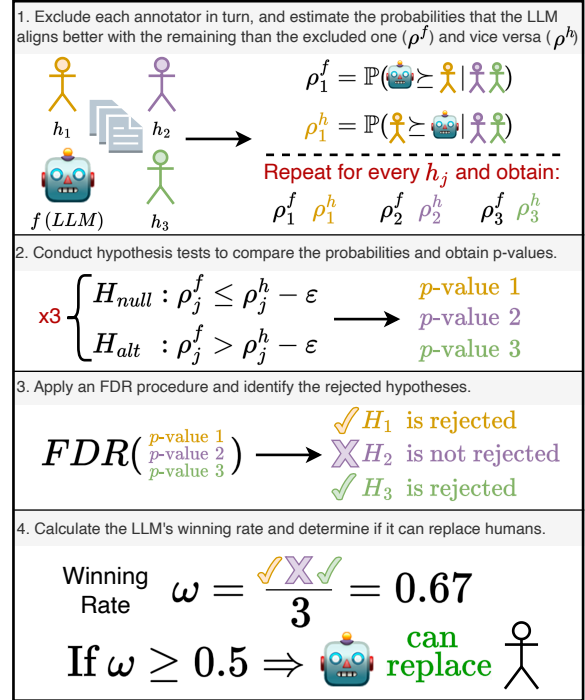


Figure 1: **An Illustration of the Alt-Test:** Given instances annotated by human annotators, we first exclude each annotator in turn to estimate the probabilities that the LLM better represents the remaining annotators and that the excluded annotator better represents them. We then test whether the LLM probability exceeds the annotator probability (considering a cost-benefit penalty ϵ), and apply a False Discovery Rate (FDR) controlling procedure. Then, we calculate the winning rate, ω , as the proportion of rejected hypotheses. If $\omega \geq 0.5$, we conclude that the LLM is more likely to hold an advantage over human annotators, which justifies using it.

and evaluate how well the LLM’s annotations align with those of the remaining annotators. Similarly, we evaluate the alignment of the excluded annotator with the remaining annotators. We then compare the LLM and the excluded annotator based on their alignment scores, justifying the use of the LLM-as-a-judge if *the LLM aligns more closely with the collective distribution than an individual does*.

Notations and Definitions For a dataset of n instances $\{x_1, \dots, x_n\}$ and m human annotators $\{h_1, \dots, h_m\}$, we denote the annotation of the j th annotator for instance x_i as $h_j(x_i)$. The annotation predicted by the LLM is denoted as $f(x_i)$. In addition, $[-j]$ represents the set of indices from 1 to m excluding the j th index, i.e., $[-j] = \{1, \dots, j-1, j+1, \dots, m\}$. The set of indices of the instances annotated by h_j is denoted as \mathbb{I}_j . Similarly, \mathbb{H}_i is the set of indices of human annotators that annotated instance x_i . For example,

assume we have three instances in our data and four human annotators. $\mathbb{I}_2 = \{2, 3\}$ means that the second annotator, h_2 , annotated instances x_2 and x_3 , and $\mathbb{H}_1 = \{1, 3, 4\}$ means that the first instance, x_1 , was annotated by the first, third, and fourth annotators, h_1, h_3, h_4 .

3.1 Computing the Instance Alignment Score

We start by examining the removal of each human annotator h_j in turn and compute a score that measures the alignment between the annotations of the $[-j]$ human annotators and the annotation of the LLM for instance x_i . We use $S(f, x_i, j)$ to denote the *alignment scoring function* between $f(x_i)$ and the annotations of the human annotators excluding annotator h_j . For example, S could be RMSE (root mean squared error) in regression tasks (continuous numerical labels) or ACC (accuracy) in classification tasks (categorical or rank labels).

In generation tasks (e.g., machine translation), S can be computed using a relevant evaluation metric (denoted as sim) that typically measures the similarity between the LLM-generated output and the human-generated output, such as BERTScore (Zhang et al., 2019). For convenience, we assume that higher values of S indicate a better alignment between an LLM and the human annotators; thus, we use negative RMSE. Below, we formally define the mentioned variants of S :

$$\begin{aligned} -\text{RMSE}(f, x_i, j) &= -\sqrt{\frac{1}{|\mathbb{H}_i| - 1} \sum_{k \in \mathbb{H}_i[-j]} (f(x_i) - h_k(x_i))^2} \\ \text{ACC}(f, x_i, j) &= \frac{1}{|\mathbb{H}_i| - 1} \sum_{k \in \mathbb{H}_i[-j]} \mathbf{1}\{f(x_i) = h_k(x_i)\} \\ \text{SIM}(f, x_i, j) &= \frac{1}{|\mathbb{H}_i| - 1} \sum_{k \in \mathbb{H}_i[-j]} \text{sim}(f(x_i), h_k(x_i)) \end{aligned}$$

Note that $-\text{RMSE}(h_j, x_i, j)$, $\text{ACC}(h_j, x_i, j)$, and $\text{SIM}(h_j, x_i, j)$ represent score differences between h_j and the other annotators. Consequently, we are interested in comparing $S(f, x_i, j)$ to $S(h_j, x_i, j)$.

3.2 Estimating the Advantage Probabilities

After computing the alignment score for each instance, we estimate the likelihood that the LLM achieves a comparable alignment with the annotators to that of the excluded annotator. The estimator will be constructed by calculating the percentage of instances for which the score of the LLM, $S(f, x_i, j)$, was higher or equal to the score of the j th excluded human annotator, $S(h_j, x_i, j)$.

We introduce the following indicator, $W_{i,j}^f$, aiming to capture whether the LLM annotation is as good as or better than the annotation of the j th excluded annotator for instance x_i (i.e., aligns equally or more closely with the remaining annotators):

$$W_{i,j}^f = \begin{cases} 1, & \text{if } S(f, x_i, j) \geq S(h_j, x_i, j) \\ 0, & \text{otherwise} \end{cases}$$

Similarly, we define the indicator $W_{i,j}^h$ by reversing the inequality (to \leq) in the definition above, representing that the annotation of h_j for x_i is as good as or better than that of the LLM.

The expectation of $W_{i,j}^f$ represents the probability that the LLM annotations are as good as or better than those of h_j . We estimate this probability by averaging $W_{i,j}^f$ values across all instances:

$$\rho_j^f = \hat{\mathbb{P}}(\text{LLM} \succeq h_j) = \hat{\mathbb{E}}[W_{i,j}^f] = \frac{1}{|\mathbb{I}_j|} \sum_{i \in \mathbb{I}_j} W_{i,j}^f$$

We denote this estimation of the *advantage over h_j probability* as ρ_j^f . Similarly, ρ_j^h estimates the probability that h_j holds an advantage over the LLM, calculated by averaging the values of $W_{i,j}^h$. The set $\{(\rho_j^f, \rho_j^h)\}_{j=1}^m$ is used in our statistical procedure to determine whether the LLM can be used.

3.3 Should the LLM Replace Annotators?

Using an LLM instead of a human annotator is justified if the LLM offers a reliable alternative to hiring an annotator. To formalize this, if ρ_j^f is **significantly** larger than ρ_j^h it indicates that employing the LLM instead of h_j is a *justified evidence-based decision*. Notice, however, that employing an LLM is a cheaper and less labor-intensive alternative. Therefore, we introduce ε ,⁴ a *cost-benefit hyperparameter* which penalizes ρ_j^h to reflect the higher cost and effort associated with human annotation.

We define the following set of hypothesis testing problems to test if the LLMs' relative advantage probability is significantly larger than that of h_j :

$$\mathbf{H}_{0j} : \rho_j^f \leq \rho_j^h - \varepsilon \quad \text{vs.} \quad \mathbf{H}_{1j} : \rho_j^f > \rho_j^h - \varepsilon$$

The appropriate statistical test for this hypothesis problem is a paired t -test (Dror et al., 2018), which examines the difference between the i th indicators: $d_{i,j} = W_{i,j}^h - W_{i,j}^f$. The null hypothesis asserts that $\bar{d}_j = \rho_j^h - \rho_j^f$ is greater than or equal to ε , while

⁴In §6.2 we explore how different ε values impact our procedure and recommend suitable ones for research applications.

the alternative hypothesis posits that it is smaller. The test statistic t_j is defined as:

$$t_j = \frac{\bar{d}_j - \varepsilon}{s_j/\sqrt{n}} \quad s_j = \sqrt{\frac{\sum_{i=1}^n (d_{i,j} - \bar{d}_j)^2}{n-1}}$$

The p-value can be calculated using a student’s t -distribution table. However, when $n < 30$, the normality assumption may not hold, and a non-parametric test (e.g., Wilcoxon signed-rank) should be used. If the p-value $< \alpha$ (typically $\alpha = 0.05$), or equivalently when $t_j < t_\alpha$, we reject the null hypothesis, concluding that *the LLM holds a statistically significant advantage over h_j when considering the cost-benefit tradeoff*.

So far, we discussed the advantage of LLMs over a single human annotator. To generalize our conclusion to any annotator, we measure the percentage of annotators that the LLM “wins”, i.e., the proportion of rejected null hypotheses. We denote this *winning rate (WR)* by ω , formally:

$$\omega = \frac{1}{m} \sum_{j=1}^m \mathbf{1}\{H_{0j} \text{ is rejected}\}$$

where $\mathbf{1}\{H_{0j} \text{ is rejected}\}$ is an indicator that receive one if the null hypothesis is rejected and zero, otherwise. If $\omega > 0.5$,⁵ then the LLM wins the majority of human annotators, hence *we assert that it can replace human annotators*.

Multiple Comparison Correction Simply counting the number of rejected null hypotheses is problematic due to the accumulation of Type-I errors when performing multiple hypothesis tests, particularly when the hypotheses are dependent (Dror et al., 2017). In our case, the dependency arises because the score of h_j relies on the annotations of the remaining $[-j]$ annotators (see how S is defined). The standard practice to address this issue is a multiple comparison correction.

We suggest using a procedure that controls the false discovery rate (FDR), which is the expected proportion of false positives (incorrect rejections of null hypotheses) among all rejected hypotheses in a multiple-hypothesis testing scenario. In other words, the FDR-controlling procedure ensures that the observed WR ω is reliable and does not overestimate the true percentage of wins due to accumulated false rejections or dependence between

⁵This is a hyperparameter. It is set to 0.5 to establish that it is *more likely* that the LLM holds an advantage over humans.

hypotheses. We recommend using the Benjamini-Yekutieli (BY) procedure (Benjamini and Yekutieli, 2001) (see Algorithm 1 in the Appendix) to control the FDR, as it is specifically suited for scenarios where the null hypotheses are dependent. In our experiments, we use the standard target FDR level of $q = 0.05$ (i.e., in expectation, at most 5% of the rejections will be false rejections).

Summary: the Alt-Test As illustrated in Figure 1, the alt-test involves the following steps: First, we compute the set of probabilities $\{(\rho_j^f, \rho_j^h)\}_{j=1}^m$, where each ρ_j represents the advantage of the LLM over h_j and vice versa. Next, we conduct m one-sample proportion t-tests for the difference $\rho_j^h - \rho_j^f$ against ε , resulting in a corresponding set of m p-values. We then apply the BY procedure to these p-values, which identifies the set of rejected null hypotheses. Finally, we compute the winning rate (the proportion of rejected hypotheses) and if $\omega \geq 0.5$, we can statistically justify using LLM annotations.

3.4 How to Compare LLM Judges?

In many scenarios, we wish to compare different LLM judges. For example, when selecting the most suitable LLM for deployment or when evaluating novel LLM-as-a-judge methods against existing baselines. Although our primary objective is to provide a statistical procedure for justifying the use of LLM annotations, our procedure also naturally supports the comparison of multiple judges.


While it is possible to compare different LLM judges by their winning rate (ω), we argue this is suboptimal. First, ω does not account for the magnitude of the wins. For example, $\rho_j^f = 0.9$ and $\rho_j^f = 0.6$ contribute equally to ω if their respective null hypotheses are rejected. Second, ω depends on the value of ε , and third, the range of its possible values depends on the number of human annotators, making it a coarse measure. For instance, with only three annotators, ω value is limited to 0, $\frac{1}{3}$, $\frac{2}{3}$, 1.

Therefore, for comparing LLM judges, we propose the *Average Advantage Probability (AP)*:

$$\rho = \frac{1}{m} \sum_{j=1}^m \rho_j^f$$

We argue that ρ is a good measure for comparing LLM judges due to its desirable properties. Unlike ω , ρ spans a denser range of values and accounts for the magnitude of ρ_j^f s. Furthermore, it is more interpretable than traditional measures like F1, Cohen’s κ , or correlation — it directly represents the

Discrete Annotation Tasks									
Dataset	m	n	Cats	I.p.A	A.p.I	Agree	Fleiss's κ	Task Description	
WAX	8 C	246	16	172	5.61	0.33	0.26	Identify the type of relationship between two associated words.	
LGBTeen	4 E	880	5	640	2.91	0.69	0.53	Assess the emotional support provided by LLMs to queer youth.	
MT-Bench	3 E	120	3	82	2.05	0.66	0.49	Compare two conversations between a user and different LLMs.	
Framing	4 S	2552	3	1914	3.00	0.79	0.57	Annotate climate articles with frame-related yes/no questions.	
CEBaB-A	10 C	1008	3	403	4.00	0.86	0.74	Determine the sentiment for four aspects of restaurant reviews.	

Continuous Annotation Tasks									
Dataset	Anns	Items	Scale	I.p.A	A.p.I	MAE	Pearson	Task Description	
SummEval	3 E	6400	1-5	6400	3.00	0.51	0.74	Rate model-generated summaries on four aspects.	
10k Prompts	13 S	1698	1-5	296	2.26	0.84	0.41	Rate the quality of synthetic and human-written prompts.	
CEBaB-S	10 C	711	1-5	219	3.08	0.67	0.67	Identify the star rating (1-5) given in restaurant reviews.	
 Lesion	6 S	500	1-6	497	5.96	0.44	0.77	Score five melanoma-related features based on lesion images.	


Free-Text Annotation Tasks									
Dataset	Anns	Items	-	I.p.A	A.p.I	Avg. Similarity		Task Description	
 KiloGram	50 C	993	-	144	7.27	0.28		Generate free-text descriptions of tangram images.	

Table 1: **Details of the Ten Datasets:** The number of human annotators (m), data instances (n), and categories (Cats). The letter in the ‘ m ’ column indicates the type of annotators: Experts (E), Skilled (S), or Crowd-workers (C). I.p.A and A.p.I denote the average numbers of items per annotator and annotators per item, respectively. For discrete tasks, we compute the proportion of pairwise agreements between human annotators (Agree) and Fleiss’s κ . For continuous tasks, we compute the mean absolute error between annotators (MAE) and the average Pearson correlation. For the text generation task, we compute the average embedding cosine similarity.

probability that the LLM annotations are as good as or better than those of a randomly chosen annotator. This intuitive interpretation makes it accessible and meaningful for decision-makers. Finally, ρ can be applied consistently across different types of annotation tasks (discrete, continuous, and free-text), providing a unified evaluation framework that eliminates the need to switch between measures.

The Optimal LLM-as-a-Judge We now turn to the question of what constitutes the optimal LLM-as-a-judge. We define it as an LLM that achieves an advantage probability of $\rho = 1$ (since ω depends on n and ε , we do not include it in the theorem). The optimal LLM-as-a-judge naturally depends on the choice of the scoring function, $S(f, x_i, j)$. The theorem below addresses two functions: ACC (for discrete tasks) and $-\text{RMSE}$ (for continuous tasks). See Appendix §B for more details and the proof.

Theorem 1 (Optimal LLM-as-a-Judge). *For a given dataset, let $S(f, x_i, j)$ be the alignment scoring function. The optimal LLM-as-a-judge, denoted as $f^*(x_i)$, is defined as follows:*

- If $S = \text{ACC}$, then $f^*(x_i) = \text{MV}(x_i)$, predicting the majority vote of the annotators for x_i .
- If $S = -\text{RMSE}$, then $f^*(x_i) = \frac{\sum_{k \in \mathbb{H}_i} h_k(x_i)}{|\mathbb{H}_i|}$, predicting the mean annotation for x_i .

In both cases, the optimal LLM-as-a-judge achieves an advantage probability of $\rho = 1$.

4 Experimental Setup

4.1 Datasets

We conducted experiments on ten diverse datasets, varying in size, number of human annotators, and types of annotators (crowd-workers, skilled annotators, or experts). Table 1 provides information about these datasets, including inter-annotator agreement measures. We comprehensively review each of the ten datasets in Appendix C.

The datasets span a broad range of tasks, including traditional NLP tasks like sentiment analysis, word-relation labeling, and summarization evaluation, as well as modern LLM-related tasks like conversation comparison, prompt quality assessment, and emotional support evaluation. Moreover, two datasets address vision-language tasks: skin lesion examination and abstract visual reasoning.

The selection of the datasets followed three principles: (1) covering diverse annotation types, including discrete, continuous, and free-text; (2) ensuring annotators have identifiers; and (3) requiring each item be annotated by multiple annotators.

4.2 LLMs

The six models that were used as candidate LLM annotators for our experiments are *Gemini-1.5-Flash* and *Pro*⁶ by Google DeepMind, *GPT-4o* and

⁶<https://deepmind.google/technologies/gemini/>

Discrete Annotation Tasks															
	WAX ($\varepsilon = 0.1$)			LGBTTeen ($\varepsilon = 0.2$)			MT-Bench ($\varepsilon = 0.2$)			Framing ($\varepsilon = 0.15$)			CEBaB-A ($\varepsilon = 0.1$)		
	Acc	WR ω	AP ρ	Acc	WR ω	AP ρ	Acc	WR ω	AP ρ	Acc	WR ω	AP ρ	Acc	WR ω	AP ρ
Gemini-Flash	0.38	0.38	0.69	0.54	0.25	0.71	0.62	0.0	0.72	0.69	1.0	0.83	0.88	0.7	0.91
Gemini-Pro	0.39	0.5	0.74	0.47	0.0	0.67	0.62	0.0	0.76	0.79	1.0	0.91	0.91	0.9	0.94
GPT-4o	0.38	0.5	0.73	0.63	0.75	0.77	0.68	0.0	0.77	0.80	1.0	0.92	0.90	0.9	0.93
GPT-4o-mini	0.24	0.0	0.59	0.59	0.75	0.76	0.60	0.0	0.74	0.74	1.0	0.87	0.86	0.5	0.90
Llama-3.1	0.24	0.0	0.57	0.54	0.0	0.72	0.54	0.0	0.69	0.66	0.5	0.80	0.87	0.6	0.89
Mistral-v3	0.17	0.0	0.50	0.58	0.25	0.75	0.52	0.0	0.68	0.66	0.25	0.80	0.78	0.1	0.81

Continuous and Textual Annotation Tasks															
	SummEval ($\varepsilon = 0.2$)			10K Prompts ($\varepsilon = 0.15$)			CEBaB-S ($\varepsilon = 0.1$)			Lesion ($\varepsilon = 0.15$)			KiloGram ($\varepsilon = 0.1$)		
	Pears	WR ω	AP ρ	Pears	WR ω	AP ρ	Pears	WR ω	AP ρ	Pears	WR ω	AP ρ	Sim	WR ω	AP ρ
Gemini-Flash	0.51	0.0	0.46	0.44	0.31	0.67	0.75	0.6	0.82	0.70	0.17	0.71	0.79	0.66	0.61
Gemini-Pro	0.47	0.0	0.44	0.33	0.08	0.63	0.78	0.8	0.87	0.73	1.0	0.81	0.77	0.08	0.43
GPT-4o	0.54	0.0	0.48	0.47	0.69	0.76	0.80	0.9	0.90	0.67	0.0	0.62	0.78	0.2	0.53
GPT-4o-mini	0.50	0.0	0.54	0.46	0.92	0.80	0.79	0.9	0.89	0.72	0.67	0.73	0.78	0.16	0.49
Llama-3.1	0.36	0.0	0.58	0.23	0.15	0.67	0.78	0.6	0.85	-	-	-	-	-	-
Mistral-v3	0.12	0.0	0.62	0.28	0.15	0.67	0.76	0.5	0.83	-	-	-	-	-	-

Table 2: **Main Results (zero-shot) — Full Datasets:** For all tasks, we report a traditional LLM-human alignment measure, such as accuracy with the majority vote (Acc) for discrete tasks, Pearson’s correlation (Pears) for continuous tasks, and average similarity (Sim) for textual tasks. Additionally, we present our proposed measures: the winning rate (WR ω , the ε value is stated next to the dataset name) and the average advantage probability (AP ρ). Bold values indicate the best-performing LLM according to ρ , while a light green background highlights $\omega \geq 0.5$.

GPT-4o-mini⁷ by Open AI, Llama-3.1-Instruct⁸ by Meta AI, and Mistral-7B-Instruct-v0.3⁹ by Mistral AI. Llama-3.1 and Mistral-v3 do not have results on Lesion and KiloGram datasets because they are not able to process images. The prompts used in our experiments are detailed in Appendix E, and, where applicable, adhere to the annotation guidelines outlined in the papers describing the dataset.

In addition to the basic *Zero-shot* strategy, we experimented with three advanced LLM-as-a-judge strategies (Li et al., 2024a): *Few-shot* (also known as In-Context Learning), where the prompt includes four randomly sampled demonstrations (an input paired with its majority vote label); *Chain-of-Thought (CoT)*, where the prompt instructs the LLM to reason step-by-step and provide an explanation before making a prediction; and *Ensemble*, where the final prediction is determined by the majority label across an ensemble of LLMs and different prompting strategies (Nahum et al., 2024).

5 Results

Table 2 presents the performance of various LLMs across discrete, continuous, and free-text tasks. We report three key measures: traditional LLM-human alignment measures (accuracy, Pearson’s correlation, and similarity), the winning rate (WR, denoted

as ω), and the average advantage probability (AP, denoted as ρ). For each dataset, we selected ε values based on the type of annotators (as indicated in Table 1): experts ($\varepsilon = 0.2$), skilled annotators ($\varepsilon = 0.15$), and crowd-workers ($\varepsilon = 0.1$). See the discussion in §6.2 for an explanation of these choices. Below, we summarize our main findings:

LLMs can sometimes replace humans. Table 2 shows that many LLMs pass the alt-test across various datasets. While in two datasets (MT-Bench, and SummEval), none of the LLMs pass the test, in four (Framing, CEBAB-A, CEBaB-S and Lesion), almost all LLMs achieve $\omega \geq 0.5$. In the free-text dataset KiloGram, only Gemini-Flash passes the test. The results suggest that *in many scenarios, employing LLMs can be an alternative to recruiting additional human annotators.*

However, these positive news does not imply that LLMs can always replace human annotators. The success of LLMs is nuanced and aspect-dependent. In Table 5 in the Appendix, we analyze three datasets, breaking them down into sub-annotation tasks corresponding to different aspects. For instance, in the SummEval dataset (which will be discussed later), summary annotations are divided into four aspects: coherence, consistency, fluency, and relevance. Notably, each aspect may require varying levels of expertise and capabilities, and indeed, the performance of LLMs varies accordingly.

In the Lesion dataset, which involves annotating five aspects of skin lesion images, all LLMs pass

⁷<https://openai.com/index/hello-gpt-4o/>

⁸https://www.llama.com/docs/model-cards-and-prompt-formats/llama3_1/

⁹<https://writingmate.ai/blog/mistral-7b-v03-guide-and-details>

3 Annotators and 100 Instances Subsets															
	WAX ($\varepsilon = 0.1$)			LGBTeen ($\varepsilon = 0.2$)			MT-Bench ($\varepsilon = 0.2$)			SummEval ($\varepsilon = 0.2$)			10K Prompts ($\varepsilon = 0.15$)		
	Acc	WR ω	AP ρ	Acc	WR ω	AP ρ	Acc	WR ω	AP ρ	Acc	WR ω	AP ρ	Acc	WR ω	AP ρ
Gemini-Flash	0.34	0.0	0.67	0.47	0.0	0.71	0.62	0.0	0.71	0.52	0.0	0.46	0.45	0.0	0.72
+ 4-shots	0.38	0.33	0.74	0.60	1.0	0.82	0.59	0.0	0.72	0.65	0.67	0.82	0.51	1.0	0.82
+ CoT	0.36	0.33	0.75	0.42	0.0	0.67	0.64	0.0	0.77	0.39	0.0	0.38	0.47	0.0	0.68
Gemini-Pro	0.40	0.33	0.72	0.45	0.0	0.69	0.61	0.0	0.77	0.40	0.0	0.44	0.42	0.0	0.69
+ 4-shots	0.38	0.33	0.70	0.55	0.0	0.75	0.65	0.0	0.79	0.58	0.33	0.76	0.34	0.0	0.68
+ CoT	0.39	0.33	0.71	0.53	0.0	0.75	0.56	0.0	0.76	0.50	0.0	0.54	0.48	0.0	0.76
GPT-4o	0.37	0.33	0.73	0.57	0.0	0.78	0.69	0.0	0.78	0.54	0.0	0.48	0.50	0.33	0.77
+ 4-shots	0.37	0.33	0.72	0.51	0.0	0.74	0.70	0.33	0.79	0.60	0.67	0.76	0.44	0.0	0.74
+ CoT	0.35	0.33	0.72	0.53	0.0	0.71	0.65	0.33	0.79	0.59	0.0	0.66	0.46	1.0	0.77
GPT-4o-mini	0.24	0.0	0.63	0.47	0.0	0.72	0.57	0.0	0.73	0.44	0.0	0.50	0.39	0.67	0.78
+ 4-shots	0.32	0.33	0.69	0.53	0.0	0.77	0.58	0.0	0.74	0.62	0.67	0.78	0.39	0.0	0.72
+ CoT	0.39	0.0	0.71	0.52	0.0	0.72	0.58	0.0	0.72	0.58	0.0	0.58	0.34	0.33	0.75
Ens. Geminis	0.40	0.33	0.73	0.54	0.0	0.77	0.63	0.0	0.76	0.53	0.0	0.60	0.45	0.0	0.75
Ens. GPTs	0.37	0.33	0.71	0.54	0.0	0.76	0.64	0.0	0.74	0.61	0.33	0.70	0.45	0.67	0.77
Ens. All	0.44	0.33	0.77	0.56	0.0	0.78	0.59	0.0	0.72	0.56	0.0	0.66	0.43	0.67	0.76

Table 3: **Results – Advanced LLM Judges:** Each subset contains three annotators and one hundred instances. *Ens.* stands for “Ensemble”. Please see the caption of Table 2 for information about the metrics.

our test on color-related aspects (e.g., identifying the number of colors or the presence of a bluish glow) but struggle with shape-related aspects, such as assessing asymmetry or border irregularity. In the LGBTeen dataset, all LLMs excel in the sensitivity aspect, while for five other aspects (out of ten), only one or two LLMs pass the test. In the remaining four aspects, all LLMs fail. Notably, the aspects where LLMs struggle often require higher emotional intelligence or contextual understanding (e.g., the Mental and Completeness aspects; see Lissak et al. (2024)). Finally, in SummEval, most LLMs pass the test for two aspects, Coherence and Relevance, but fail on the other two.

Our results demonstrate that test success depends on dataset and annotation aspect, with LLMs often failing to pass it. This emphasizes the relevance of the alt-test: researchers cannot simply rely on LLM annotations without first justifying their use.

Traditional measures strongly correlate with the average advantage probability. In addition to the statistical procedure, our method enables comparing LLM judges using the average advantage probability, ρ . In subsection §3.4, we outlined the desired properties of ρ , such as its interpretability (as it directly represents the likelihood of the LLM being as good as or better than a random annotator) and its flexibility, allowing it to be applied to various types of annotation tasks.

Notably, in almost all datasets, the top-ranked LLM is the same based on ρ values and the traditional measures. Furthermore, in discrete tasks, the ranking of models based on Accuracy and ρ shows

a strong correlation, with an average Kendall τ value of 0.92. Other tasks also correlate highly, with an average Kendall τ value of 0.84, except for SummEval, which shows a negative correlation. We discuss this anomaly later.

Few-Shot improves LLM-human alignment.

Table 2 indicates that closed-source LLMs (GPTs and Geminis) outperform their open-source counterparts. In discrete tasks, GPT-4o and Gemini-Pro consistently are the best performing LLMs, while in continuous tasks, no single model emerges as the clear winner. However, Table 2 reports only zero-shot experiments. Thus, we also conducted experiments using three other strategies: few-shot, CoT, and ensemble. The results are presented in Table 3 and are based on three annotators and 100 randomly sampled instances from five datasets.¹⁰ The reduced sample size was chosen to minimize computational costs and primarily to reflect practical constraints better, as researchers are unlikely to annotate thousands of instances for testing whether the LLM is a good judge via statistical testing.

As shown in Table 3, the few-shot approach (with four demonstrations) improved the performance of nearly all LLM judges. Importantly, three few-shot LLMs achieved $\omega \geq 0.5$ on SummEval, a result not observed in the zero-shot setting. This success can be attributed to the demonstrations in the prompt, which helped align the LLMs’ scoring distributions more closely with the human distributions. In contrast, the CoT methodology led to a

¹⁰For the LGBTeen dataset, we focused on the four most challenging questions (Q4, Q6, Q7, and Q10; see Table 5).

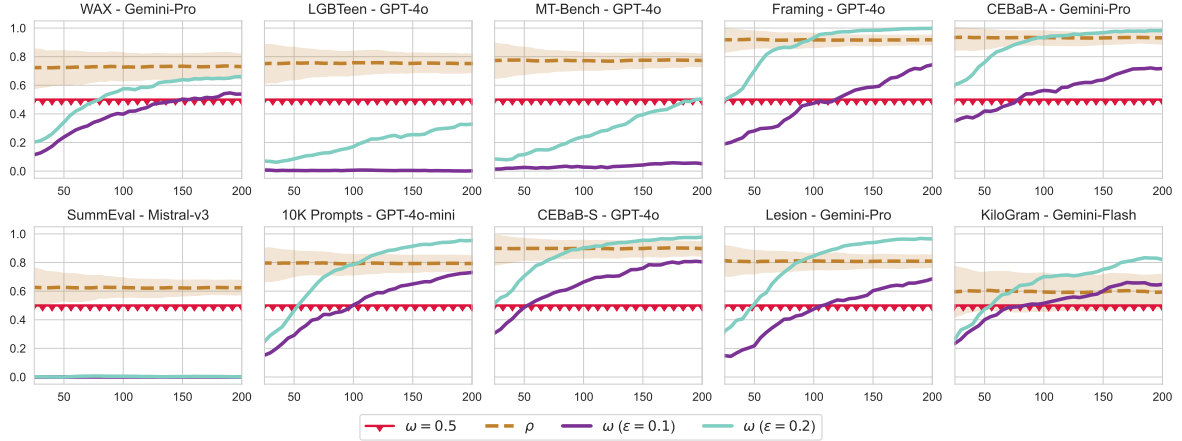


Figure 2: **Analysis of the Impact of the Number of Items:** Each data point is calculated using a bootstrap of 100 combinations of three annotators and n items (x-axis). The y-axis shows the winning rates (ω , solid lines) for $\varepsilon = 0.1$ (purple) and $\varepsilon = 0.2$ (turquoise). In addition, it presents the average advantage probability (ρ , dashed brown line) with its empirical 0.9 confidence intervals. The subplot title indicates the examined LLM.

decline in performance in many cases (45%). Finally, the ensemble method did not improve the few-shot approach without ensembling.

Case study: SummEval and Mistral. Table 2 reveals an anomaly in the SummEval dataset: Mistral-v3, the open-source LLM, achieves the highest ρ . Interestingly, Mistral’s traditional measure score (Pearson’s correlation) is low (0.12). This discrepancy warrants further investigation. As shown in Table 5 in the Appendix, Mistral passes the test only for the Consistency aspect, with $\rho = 0.87$, much higher than other LLMs (around 0.45).

First, this demonstrates why each aspect should be tested separately. Second, Table 6 in the Appendix, which reports the annotation distributions for SummEval, explains why Mistral’s ρ is so high: human annotations for Consistency are highly skewed, with the score ‘5’ assigned 89% of the time. The only LLM with a similarly skewed prediction distribution is Mistral. Other LLMs predict ‘5’ only about 30% of the time. However, as shown by Table 6, few-shot helps LLMs adjust and skew their distributions, improving their alignment.

Noteworthy, unlike traditional measures (Pearson’s and Spearman’s correlations), our method captures this nuance in alignment. In §A.1 of the Appendix, we discuss label imbalance (like this case) and propose an adjustment to our method using Inverse Probability Weighting (IPW).

6 Discussion

The goal of this section is to discuss three factors that influence the outcomes of the alt-test: the num-

ber of annotated instances (§6.1), the value of the cost-benefit trade-off hyperparameter ε (§6.2), and the profile of the human annotators against whom we compare the LLM (§6.3).

6.1 The Number Of Instances

To help researchers reduce the costly need for manual annotations, we propose a statistical procedure that requires only a subset of such annotations and can verify whether an LLM can be used instead. This naturally leads to the question: how many annotated instances are needed for a reliable test? To answer this, we present a bootstrap analysis in Figure 2 illustrating how the number of instances impacts our measures for the best performing LLM (according to ρ) in each dataset.

As shown, the winning rate ω strongly depends on the number of instances. This is because ω reflects the number of rejected hypotheses (i.e., the number of annotators the LLM wins), and more instances increase the power of the statistical test and the likelihood of rejecting a false null hypothesis (the human wins). In contrast, since ρ does not involve hypothesis testing, it is not affected *on expectation* by the number of instances. Yet, increasing the number of instances reduces the variance of ρ (since it is a mean of means), making it a more robust measure for comparing LLM judges.

Regarding the recommended number, beyond the minimum requirement of 30 instances to satisfy the normality assumption of the t -test, Figure 2 shows that for $\varepsilon = 0.2$, in most cases, the LLM begins to pass the test before annotating 100 instances, and in half even before 50 instances. With $\varepsilon = 0.1$

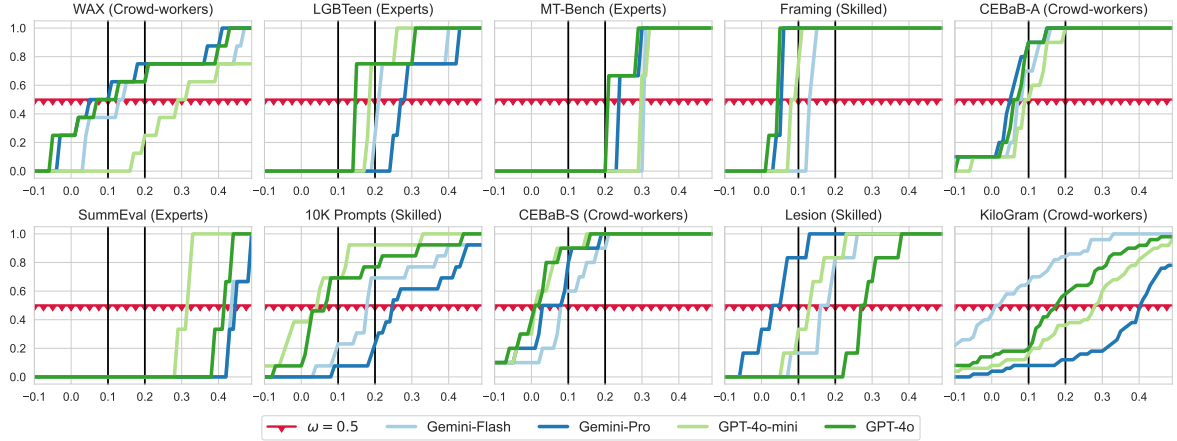


Figure 3: **Analysis of the Impact of Different ε Values:** The x-axis represents different ε values, while the y-axis shows the winning rate ω for four LLMs. If $\omega > 0.5$ (red line with triangles), the LLM passes the test, indicating it is a comparable alternative to human annotators when considering the cost-benefit tradeoff represented by ε . The annotator types are stated next to the dataset names.

the alt-test requires more instances, typically double the amount needed for $\varepsilon = 0.2$, between 100 and 150. Yet, in three datasets (LGBTeen, MT-Bench, and SummEval), the LLM fails to pass the test regardless of the number of instances. While the exact number may vary depending on the task, the number of annotators, and the ε value, our analysis highlights a promising finding: *only a modest subset of annotations is required*.

6.2 The Cost-benefit Hyperparameter

We wish to use LLMs instead of human annotators since they offer a much cheaper, faster, and less labor-intensive alternative. Therefore, we incorporated a cost-benefit hyperparameter into our procedure, ε , which lowers the necessary threshold the LLM must exceed (i.e., $\rho_j^h - \varepsilon$) to pass the alt-test. Generally, higher values of ε are recommended when the cost and labor savings provided by the LLM are substantial. For instance, this applies when human annotators are highly expensive, require extensive and prolonged training, or when the task is time-consuming or particularly challenging (e.g., annotating complex relationships within lengthy documents). Conversely, smaller values of ε are more appropriate for simple annotation tasks that untrained crowd-workers can complete.

To explore the relationship between different ε values and the outcomes of the alt-test, as well as to provide guidelines for setting these values, we analyze the effect of ε on the winning rate ω of four LLMs, as shown in Figure 3. The strong monotonic increasing relationship between ε and ω , as presented by our analysis, enables us to identify

the effective range of ε , which lies between 0.05 and 0.3. For $\varepsilon > 0.3$, all LLMs achieve $\omega \geq 0.5$ on every dataset (except SummEval, and Gemini-Pro in KiloGram) and pass the test. In contrast, for $\varepsilon < 0.05$, all LLMs achieve $\omega < 0.5$ on all datasets (except CEBaB-S) and fail the test.

From this analysis, we derive practical guidelines for selecting appropriate ε values. First and foremost, any value can be valid if the researcher reasonably justifies their choice. This justification may involve several aspects, including the cost and effort of the annotation, the expertise of the annotators, the cost of annotation mistakes (which varies based on the application and domain), and the centrality of LLM annotations to the study.

As a rule of thumb, we recommend setting ε to 0.2 when the annotators are trusted experts and 0.15 when they are skilled annotators (e.g., undergraduate students or trained workers). If the annotators are crowd workers, ε should be set to 0.1. In either case, the quality of the annotators must be high enough to ensure reliable annotations, as discussed in the following subsection. In our experiments, we selected ε values based on the type of annotators (as indicated in Table 1 and Figure 3) and the recommendations above.

6.3 The Human Annotators Profile

Recall that our procedure aims to justify replacement if *the LLM aligns more closely with the collective distribution than an individual does*, where the collective distribution approximates the gold label distribution. This collective distribution is the most reliable and authoritative benchmark when

the annotators are experts. Accordingly, we recommend using expert annotators whenever possible and, at the very least, highly trained crowd-workers. If researchers themselves are experienced with the task, they can serve as annotators.

In Appendix §A, we examine advanced topics related to human annotators. In §A.2, we address the scenario of a single expert annotator and propose a simple modification to our procedure. This scenario is particularly relevant when only one expert is available due to limited accessibility or the high cost of their annotations. This single expert annotates a small subset of instances, and their annotations are considered the gold labels (i.e., there is no collective distribution in this scenario). Our modification compares the LLM against non-experts to determine whether the LLM aligns more closely with the single expert than a non-expert does.

Additionally, in §A.4, we propose a modification to our procedure that incorporates a quality score for each human annotator. This score can be derived from various sources, such as qualification tests, and allows researchers to account for annotator expertise and reliability differences.

Finally, many studies aim not to use LLMs for annotations or judgments but to evaluate whether LLMs outperform humans. For example: “*ChatGPT Out-scores Medical Students on Clinical Care Exam Questions*” (Hadhazy, 2023). In these cases, gold labels (e.g., exam answers) are available and are used for benchmarking. Moreover, we set $\varepsilon = 0$ because there is no need to penalize humans. In §A.3, we discuss adapting the alt-test to rigorously answer if LLMs outperform humans.

7 Conclusion

Science advances through systematic observation, precise measurement, and the rigorous validation of hypotheses. It is no coincidence that Pearson famously claimed statistics to be “*the grammar of science*”. As results and findings of studies increasingly rely on LLMs instead of human annotators, extra care is needed to uphold scientific rigor.

In this paper, we proposed a statistical procedure to justify using LLM annotations in research studies, the alt-test, which is simple and requires minimal effort. As demonstrated in our analysis, researchers can recruit a small group of annotators (at least three) to annotate a subset of 50 to 100 examples, depending on the complexity of the task. If the LLM achieves a winning rate above 0.5, its

annotations can be confidently relied upon. Our findings also suggest using few-shot prompting, as this technique enhances LLM performance.

We encourage researchers to adopt our procedure to ensure more reliable and transparent evaluations of LLMs, and careful practices to leverage their annotations in NLP research and other fields.

8 Limitations

Data contamination One limitation of our experiments is the potential for data contamination, where datasets used in our experiments may overlap with the training data of the evaluated LLMs. Popular datasets such as SummEval and MT-Bench, commonly used for benchmarking LLM-as-judges, are publicly available and might have been included in the training data of some LLMs. Notice that most of the datasets we used are recent (published after 2022) and not widely known, with fewer than 50 citations each. Additionally, one of our datasets, LGBTeen, is available only upon request. Hopefully, this lowers the risk of data contamination.

High disagreement among human annotators High disagreement among human annotators can arise from various factors, such as untrained crowd workers, annotators who are not suited for the task, unclear or poorly designed annotation guidelines, or the inherently subjective nature of the task itself. In such cases, it is unlikely that the LLM-as-a-judge will succeed in passing our test. The procedure compares the LLM with each annotator to test alignment with the remaining annotators. When the remaining annotators are inconsistent, this introduces high variance in determining who aligns better (the LLM or the excluded annotator). Under these conditions, the hypothesis test is unlikely to reject the null hypothesis, and the LLM’s winning rate remains low.

This property of our procedure can be desirable, as it may help researchers identify potential issues with the annotation process, such as unclear guidelines, unqualified annotators, or the inherent subjectivity of the task. Traditional measures would similarly yield low scores in such cases.

For inherently subjective tasks, we advocate for developing alternative methods to assess the quality of human annotations, where disagreements are a feature rather than a flaw (Basile et al., 2021; Uma et al., 2021) and methods to evaluate the LLM-as-a-judge’s ability to represent a spectrum of opinions.

Comparing against weak human annotators A potential misuse of our procedure is intentionally comparing the LLM against weak human annotators to demonstrate that the LLM outperforms them and justify its use. In cases where human annotators are noisy or random, with low inter-annotator agreement, our procedure is unlikely to let the LLM pass the test, as explained in the previous discussion on high disagreements.

However, there is a scenario where statistical rigor cannot compensate for intentionally weak human annotators. In the single expert scenario (see Appendix §A.2), the LLM is compared against non-experts, and both are tested for alignment with a single expert. If the non-experts are particularly weak (e.g., inconsistent or unqualified), the LLM may appear to outperform them, and our procedure cannot fully prevent such misuse.

Science, however, is built on transparency and trust. We strongly encourage researchers to disclose detailed information about the annotators and to publish the human annotations, allowing others to reproduce and validate the results. As discussed in §6, the expertise of the human annotators directly impacts the reliability and authority of the procedure. Readers and reviewers should critically assess the choice of annotators, and if the annotators are deemed unsuitable, the study’s results should be taken with a grain of salt.

References

- Eldar D Abraham, Karel D’Oosterlinck, Amir Feder, Yair Gat, Atticus Geiger, Christopher Potts, Roi Reichart, and Zhengxuan Wu. 2022. Cebab: Estimating the causal effects of real-world concepts on nlp model behavior. *Advances in Neural Information Processing Systems*, 35:17582–17596.
- Josh Achiam, Steven Adler, Sandhini Agarwal, Lama Ahmad, Ilge Akkaya, Florencia Leoni Aleman, Diogo Almeida, Janko Altenschmidt, Sam Altman, Shyamal Anadkat, et al. 2023. Gpt-4 technical report. *arXiv preprint arXiv:2303.08774*.
- Gati V. Aher, Rosa I. Arriaga, and Adam Tauman Kalai. 2023. Using large language models to simulate multiple humans and replicate human subject studies. In *International Conference on Machine Learning, ICML 2023, 23-29 July 2023, Honolulu, Hawaii, USA*, volume 202 of *Proceedings of Machine Learning Research*, pages 337–371. PMLR.
- Toufique Ahmed, Premkumar T. Devanbu, Christoph Treude, and Michael Pradel. 2024. Can llms replace manual annotation of software engineering artifacts? *CoRR*, abs/2408.05534.
- Anastasios N. Angelopoulos, Stephen Bates, Clara Fannjiang, Michael I. Jordan, and Tijana Zrnica. 2023a. Prediction-powered inference. *CoRR*, abs/2301.09633.
- Anastasios N. Angelopoulos, John C. Duchi, and Tijana Zrnica. 2023b. PPI++: efficient prediction-powered inference. *CoRR*, abs/2311.01453.
- Zahra Ashktorab, Michael Desmond, Qian Pan, James M. Johnson, Martin Santillan Cooper, Elizabeth M. Daly, Rahul Nair, Tejaswini Pedapati, Swapnaja Achintalwar, and Werner Geyer. 2024. Aligning human and LLM judgments: Insights from evalassist on task-specific evaluations and ai-assisted assessment strategy preferences. *CoRR*, abs/2410.00873.
- Michele Avallè, Niccolò Di Marco, Gabriele Etta, Emanuele Sangiorgio, Shayan Alipour, Anita Bonetti, Lorenzo Alvisi, Antonio Scala, Andrea Baronchelli, Matteo Cinelli, et al. 2024. Persistent interaction patterns across social media platforms and over time. *Nature*, 628(8008):582–589.
- Yushi Bai, Jiahao Ying, Yixin Cao, Xin Lv, Yuze He, Xiaozhi Wang, Jifan Yu, Kaisheng Zeng, Yijia Xiao, Haozhe Lyu, Jiayin Zhang, Juanzi Li, and Lei Hou. 2023. Benchmarking foundation models with language-model-as-an-examiner. In *Advances in Neural Information Processing Systems 36: Annual Conference on Neural Information Processing Systems 2023, NeurIPS 2023, New Orleans, LA, USA, December 10 - 16, 2023*.
- Henning Bartsch, Ole Jorgensen, Domenic Rosati, Jason Hoelscher-Obermaier, and Jacob Pfau. 2023. Self-consistency of large language models under ambiguity. *arXiv preprint arXiv:2310.13439*.
- Valerio Basile, Michael Fell, Tommaso Fornaciari, Dirk Hovy, Silviu Paun, Barbara Plank, Massimo Poesio, Alexandra Uma, et al. 2021. We need to consider disagreement in evaluation. In *Proceedings of the 1st workshop on benchmarking: past, present and future*, pages 15–21. Association for Computational Linguistics.
- Anna Bavaresco, Raffaella Bernardi, Leonardo Bertolazzi, Desmond Elliott, Raquel Fernández, Albert Gatt, Esam Ghaleb, Mario Giulianelli, Michael Hanna, Alexander Koller, André F. T. Martins, Philipp Mondorf, Vera Neplenbroek, Sandro Pezzelle, Barbara Plank, David Schlangen, Alessandro Suglia, Aditya K. Surikuchi, Ece Takmaz, and Alberto Testoni. 2024. Llms instead of human judges? A large scale empirical study across 20 NLP evaluation tasks. *CoRR*, abs/2406.18403.
- Yoav Benjamini and Daniel Yekutieli. 2001. The control of the false discovery rate in multiple testing under dependency. *Annals of statistics*, pages 1165–1188.
- Nitay Calderon and Roi Reichart. 2024. On behalf of the stakeholders: Trends in nlp model interpretability in the era of llms. *arXiv preprint arXiv:2407.19200*.

- Ivi Chatzi, Eleni Straitouri, Suhas Thejaswi, and Manuel Gomez Rodriguez. 2024. [Prediction-powered ranking of large language models](#). *CoRR*, abs/2402.17826.
- Beiduo Chen, Xinpeng Wang, Siyao Peng, Robert Litschko, Anna Korhonen, and Barbara Plank. 2024a. "seeing the big through the small": Can llms approximate human judgment distributions on NLI from a few explanations? In *Findings of the Association for Computational Linguistics: EMNLP 2024, Miami, Florida, USA, November 12-16, 2024*, pages 14396–14419. Association for Computational Linguistics.
- Dongping Chen, Ruoxi Chen, Shilin Zhang, Yinuo Liu, Yaochen Wang, Huichi Zhou, Qihui Zhang, Pan Zhou, Yao Wan, and Lichao Sun. 2024b. Mllm-as-a-judge: Assessing multimodal llm-as-a-judge with vision-language benchmark. *arXiv preprint arXiv:2402.04788*.
- Guiming Hardy Chen, Shunian Chen, Ziche Liu, Feng Jiang, and Benyou Wang. 2024c. Humans or llms as the judge? a study on judgement biases. *arXiv preprint arXiv:2402.10669*.
- Veronika Cheplygina and Josien P. W. Pluim. 2018. [Crowd disagreement about medical images is informative](#). In *Intravascular Imaging and Computer Assisted Stenting and Large-Scale Annotation of Biomedical Data and Expert Label Synthesis. LABELS, CVII, STENT 2018*, volume 11043 of *Lecture Notes in Computer Science*, pages 62–70. Springer, Cham.
- Cheng-Han Chiang and Hung-yi Lee. 2023. [Can large language models be an alternative to human evaluations?](#) In *Proceedings of the 61st Annual Meeting of the Association for Computational Linguistics (Volume 1: Long Papers)*, pages 15607–15631, Toronto, Canada. Association for Computational Linguistics.
- Wei-Lin Chiang, Zhuohan Li, Zi Lin, Ying Sheng, Zhanghao Wu, Hao Zhang, Lianmin Zheng, Siyuan Zhuang, Yonghao Zhuang, Joseph E Gonzalez, et al. 2023. Vicuna: An open-source chatbot impressing gpt-4 with 90%* chatgpt quality. See <https://vicuna.lmsys.org> (accessed 14 April 2023), 2(3):6.
- Noel C. F. Codella, David A. Gutman, M. Emre Celebi, Brian Helba, Michael A. Marchetti, Stephen W. Dusza, Aadi Kalloo, Konstantinos Liopyris, Nabin K. Mishra, Harald Kittler, and Allan Halpern. 2018. [Skin lesion analysis toward melanoma detection: A challenge at the 2017 international symposium on biomedical imaging \(isbi\)](#), hosted by the international skin imaging collaboration (ISIC). In *15th IEEE International Symposium on Biomedical Imaging, ISBI 2018, Washington, DC, USA, April 4-7, 2018*, pages 168–172. IEEE.
- Yijiang River Dong, Tiancheng Hu, and Nigel Collier. 2024. Can llm be a personalized judge? *arXiv preprint arXiv:2406.11657*.
- Rotem Dror, Gili Baumer, Marina Bogomolov, and Roi Reichart. 2017. Replicability analysis for natural language processing: Testing significance with multiple datasets. *Transactions of the Association for Computational Linguistics*, 5:471–486.
- Rotem Dror, Gili Baumer, Segev Shlomov, and Roi Reichart. 2018. The hitchhiker’s guide to testing statistical significance in natural language processing. In *Proceedings of the 56th annual meeting of the association for computational linguistics (volume 1: Long papers)*, pages 1383–1392.
- Naoki Egami, Musashi Hinck, Brandon M. Stewart, and Hanying Wei. 2023. [Using imperfect surrogates for downstream inference: Design-based supervised learning for social science applications of large language models](#). In *Advances in Neural Information Processing Systems 36: Annual Conference on Neural Information Processing Systems 2023, NeurIPS 2023, New Orleans, LA, USA, December 10 - 16, 2023*.
- Alexander R Fabbri, Wojciech Kryściński, Bryan McCann, Caiming Xiong, Richard Socher, and Dragomir Radev. 2021. Summeval: Re-evaluating summarization evaluation. *Transactions of the Association for Computational Linguistics*, 9:391–409.
- Lea Frermann, Jiatong Li, Shima Khanehazar, and Gosia Mikolajczak. 2023. [Conflicts, villains, resolutions: Towards models of narrative media framing](#). In *Proceedings of the 61st Annual Meeting of the Association for Computational Linguistics (Volume 1: Long Papers)*, pages 8712–8732, Toronto, Canada. Association for Computational Linguistics.
- Yair Ori Gat, Nitay Calderon, Amir Feder, Alexander Chapanin, Amit Sharma, and Roi Reichart. 2024. [Faithful explanations of black-box NLP models using llm-generated counterfactuals](#). In *The Twelfth International Conference on Learning Representations, ICLR 2024, Vienna, Austria, May 7-11, 2024*. OpenReview.net.
- Zorik Gekhman, Jonathan Herzig, Roei Aharoni, Chen Elkind, and Idan Szpektor. 2023. [Trueteacher: Learning factual consistency evaluation with large language models](#). In *Proceedings of the 2023 Conference on Empirical Methods in Natural Language Processing, EMNLP 2023, Singapore, December 6-10, 2023*, pages 2053–2070. Association for Computational Linguistics.
- Ariel Gera, Odellia Boni, Yotam Perlitz, Roy Bar-Haim, Lilach Eden, and Asaf Yehudai. 2024. [Justrank: Benchmarking llm judges for system ranking](#). *arXiv preprint arXiv:2412.09569*.
- Fabrizio Gilardi, Meysam Alizadeh, and Maël Kubli. 2023. [Chatgpt outperforms crowd-workers for text-annotation tasks](#). *CoRR*, abs/2303.15056.
- Kristina Gligoric, Tijana Zrnica, Cino Lee, Emmanuel J. Candès, and Dan Jurafsky. 2024. [Can unconfident LLM annotations be used for confident conclusions?](#) *CoRR*, abs/2408.15204.

- Jiawei Gu, Xuhui Jiang, Zhichao Shi, Hexiang Tan, Xuehao Zhai, Chengjin Xu, Wei Li, Yinghan Shen, Shengjie Ma, Honghao Liu, et al. 2024. A survey on llm-as-a-judge. *arXiv preprint arXiv:2411.15594*.
- Adam Hadhazy. 2023. Chatgpt out-scores medical students on complex clinical care exam questions. Accessed: 2025-01-07.
- Oana Inel, Khalid Khamkham, Tatiana Cristea, Anca Dumitrache, Arne Rutjes, Jelle van der Ploeg, Lukasz Romaszko, Lora Aroyo, and Robert-Jan Sips. 2014. Crowdtruth: Machine-human computation framework for harnessing disagreement in gathering annotated data. In *The Semantic Web - ISWC 2014 - 13th International Semantic Web Conference, Riva del Garda, Italy, October 19-23, 2014. Proceedings, Part II*, volume 8797 of *Lecture Notes in Computer Science*, pages 486–504. Springer.
- Anya Ji, Noriyuki Kojima, Noah Rush, Alane Suhr, Wai Keen Vong, Robert Hawkins, and Yoav Artzi. 2022. Abstract visual reasoning with tangram shapes. In *Proceedings of the 2022 Conference on Empirical Methods in Natural Language Processing*, pages 582–601, Abu Dhabi, United Arab Emirates. Association for Computational Linguistics.
- Dongfu Jiang, Yishan Li, Ge Zhang, Wenhao Huang, Bill Yuchen Lin, and Wenhao Chen. 2024. Tigerscore: Towards building explainable metric for all text generation tasks. *Trans. Mach. Learn. Res.*, 2024.
- Lucas Joos, Daniel A. Keim, and Maximilian T. Fischer. 2024. Cutting through the clutter: The potential of llms for efficient filtration in systematic literature reviews. *CoRR*, abs/2407.10652.
- Jaehun Jung, Faeze Brahman, and Yejin Choi. 2024. Trust or escalate: Llm judges with provable guarantees for human agreement. *arXiv preprint arXiv:2407.18370*.
- Qusai Khraisha, Sophie Put, Johanna Kappenberg, Azza Warraitch, and Kristin Hadfield. 2024. Can large language models replace humans in systematic reviews? evaluating gpt-4’s efficacy in screening and extracting data from peer-reviewed and grey literature in multiple languages. *Research Synthesis Methods*.
- Seungone Kim, Jamin Shin, Yejin Choi, Joel Jang, Shayne Longpre, Hwaran Lee, Sangdoon Yun, Seongjin Shin, Sungdong Kim, James Thorne, and Minjoon Seo. 2024. Prometheus: Inducing fine-grained evaluation capability in language models. In *The Twelfth International Conference on Learning Representations, ICLR 2024, Vienna, Austria, May 7-11, 2024*. OpenReview.net.
- Takeshi Kojima, Shixiang Shane Gu, Machel Reid, Yutaka Matsuo, and Yusuke Iwasawa. 2022. Large language models are zero-shot reasoners. In *Advances in Neural Information Processing Systems 35: Annual Conference on Neural Information Processing Systems 2022, NeurIPS 2022, New Orleans, LA, USA, November 28 - December 9, 2022*.
- Nathan Lambert, Valentina Pyatkin, Jacob Morrison, LJ Miranda, Bill Yuchen Lin, Khyathi Raghavi Chandu, Nouha Dziri, Sachin Kumar, Tom Zick, Yejin Choi, Noah A. Smith, and Hannaneh Hajishirzi. 2024. Rewardbench: Evaluating reward models for language modeling. *CoRR*, abs/2403.13787.
- Md Tahmid Rahman Laskar, M Saiful Bari, Mizanur Rahman, Md Amran Hossen Bhuiyan, Shafiq Joty, and Jimmy Huang. 2023. A systematic study and comprehensive evaluation of ChatGPT on benchmark datasets. In *Findings of the Association for Computational Linguistics: ACL 2023*, pages 431–469, Toronto, Canada. Association for Computational Linguistics.
- Dawei Li, Bohan Jiang, Liangjie Huang, Alimohammad Beigi, Chengshuai Zhao, Zhen Tan, Amrita Bhat-tacharjee, Yuxuan Jiang, Canyu Chen, Tianhao Wu, et al. 2024a. From generation to judgment: Opportunities and challenges of llm-as-a-judge. *arXiv preprint arXiv:2411.16594*.
- Haitao Li, Qian Dong, Junjie Chen, Huixue Su, Yujia Zhou, Qingyao Ai, Ziyi Ye, and Yiqun Liu. 2024b. Llms-as-judges: A comprehensive survey on llm-based evaluation methods. *arXiv preprint arXiv:2412.05579*.
- Shir Lissak, Nitay Calderon, Geva Shenkman, Yaakov Ophir, Eyal Fruchter, Anat Brunstein Klomek, and Roi Reichart. 2024. The colorful future of LLMs: Evaluating and improving LLMs as emotional supporters for queer youth. In *Proceedings of the 2024 Conference of the North American Chapter of the Association for Computational Linguistics: Human Language Technologies (Volume 1: Long Papers)*, pages 2040–2079, Mexico City, Mexico. Association for Computational Linguistics.
- Chunhua Liu, Trevor Cohn, Simon De Deyne, and Lea Frermann. 2022. Wax: A new dataset for word association explanations. In *Proceedings of the 2nd Conference of the Asia-Pacific Chapter of the Association for Computational Linguistics and the 12th International Joint Conference on Natural Language Processing (Volume 1: Long Papers)*, pages 106–120.
- Jens Ludwig, Sendhil Mullainathan, and Ashesh Rambachan. 2024. Large language models: An applied econometric framework. *arXiv preprint arXiv:2412.07031*.
- Xiaoliang Luo, Akilles Rechart, Guangzhi Sun, Kevin K Nejad, Felipe Yáñez, Bati Yilmaz, Kangjoo Lee, Alexandra O Cohen, Valentina Borghesani, Anton Pashkov, et al. 2024. Large language models surpass human experts in predicting neuroscience results. *Nature Human Behaviour*, pages 1–11.
- Behrad Moniri, Hamed Hassani, and Edgar Dobriban. 2024. Evaluating the performance of large language models via debates. *CoRR*, abs/2406.11044.
- Omer Nahum, Nitay Calderon, Orgad Keller, Idan Szpektor, and Roi Reichart. 2024. Are llms better

- than reported? detecting label errors and mitigating their effect on model performance. *arXiv preprint arXiv:2410.18889*.
- Aakanksha Naik, Bailey Kuehl, Erin Bransom, Doug Downey, and Tom Hope. 2024. [CARE: extracting experimental findings from clinical literature](#). In *Findings of the Association for Computational Linguistics: NAACL 2024, Mexico City, Mexico, June 16-21, 2024*, pages 4580–4596. Association for Computational Linguistics.
- Arbi Haza Nasution and Aytug Onan. 2024. [Chatgpt label: Comparing the quality of human-generated and llm-generated annotations in low-resource language NLP tasks](#). *IEEE Access*, 12:71876–71900.
- Maja Pavlovic and Massimo Poesio. 2024. [The effectiveness of llms as annotators: A comparative overview and empirical analysis of direct representation](#). *CoRR*, abs/2405.01299.
- Barbara Plank. 2022. [The “problem” of human label variation: On ground truth in data, modeling and evaluation](#). In *Proceedings of the 2022 Conference on Empirical Methods in Natural Language Processing*, pages 10671–10682, Abu Dhabi, United Arab Emirates. Association for Computational Linguistics.
- Itay Ravid and Rotem Dror. 2023. 140 characters of justice? the promise and perils of using social media to reveal lay punishment perspectives. *U. Ill. L. Rev.*, page 1473.
- Marc Cicero Schubert, Wolfgang Wick, and Varun Venkataramani. 2023. Performance of large language models on a neurology board–style examination. *JAMA network open*, 6(12):e2346721–e2346721.
- Eilam Shapira, Omer Madmon, Roi Reichart, and Moshe Tennenholtz. 2024. [Can large language models replace economic choice prediction labs?](#) *CoRR*, abs/2401.17435.
- Mingyang Song, Mao Zheng, and Xuan Luo. 2024. [Can many-shot in-context learning help long-context LLM judges? see more, judge better!](#) *CoRR*, abs/2406.11629.
- Annalisa Szymanski, Noah Ziemis, Heather A. Eicher-Miller, Toby Jia-Jun Li, Meng Jiang, and Ronald A. Metoyer. 2024. [Limitations of the llm-as-a-judge approach for evaluating LLM outputs in expert knowledge tasks](#). *CoRR*, abs/2410.20266.
- Sijun Tan, Siyuan Zhuang, Kyle Montgomery, William Y. Tang, Alejandro Cuadron, Chenguang Wang, Raluca Ada Popa, and Ion Stoica. 2024a. [Judgebench: A benchmark for evaluating llm-based judges](#). *CoRR*, abs/2410.12784.
- Zhen Tan, Dawei Li, Song Wang, Alimohammad Beigi, Bohan Jiang, Amrita Bhattacharjee, Mansooreh Karami, Jundong Li, Lu Cheng, and Huan Liu. 2024b. [Large language models for data annotation and synthesis: A survey](#). In *Proceedings of the 2024 Conference on Empirical Methods in Natural Language Processing, EMNLP 2024, Miami, FL, USA, November 12-16, 2024*, pages 930–957. Association for Computational Linguistics.
- Alexandra Uma, Tommaso Fornaciari, Dirk Hovy, Silviu Paun, Barbara Plank, and Massimo Poesio. 2021. [Learning from disagreement: A survey](#). *J. Artif. Intell. Res.*, 72:1385–1470.
- Mor Ventura, Eyal Ben-David, Anna Korhonen, and Roi Reichart. 2023. [Navigating cultural chasms: Exploring and unlocking the cultural POV of text-to-image models](#). *CoRR*, abs/2310.01929.
- Pat Verga, Sebastian Hofstatter, Sophia Althammer, Yixuan Su, Aleksandra Piktus, Arkady Arkhangorodsky, Minjie Xu, Naomi White, and Patrick Lewis. 2024. [Replacing judges with juries: Evaluating llm generations with a panel of diverse models](#). *arXiv preprint arXiv:2404.18796*.
- Peiyi Wang, Lei Li, Liang Chen, Zefan Cai, Dawei Zhu, Binghuai Lin, Yunbo Cao, Lingpeng Kong, Qi Liu, Tianyu Liu, and Zhifang Sui. 2024. [Large language models are not fair evaluators](#). In *Proceedings of the 62nd Annual Meeting of the Association for Computational Linguistics (Volume 1: Long Papers), ACL 2024, Bangkok, Thailand, August 11-16, 2024*, pages 9440–9450. Association for Computational Linguistics.
- Minghao Wu and Alham Fikri Aji. 2023. [Style over substance: Evaluation biases for large language models](#). *CoRR*, abs/2307.03025.
- Wenda Xu, Guanglei Zhu, Xuandong Zhao, Liangming Pan, Lei Li, and William Wang. 2024. [Pride and prejudice: LLM amplifies self-bias in self-refinement](#). In *Proceedings of the 62nd Annual Meeting of the Association for Computational Linguistics (Volume 1: Long Papers)*, pages 15474–15492, Bangkok, Thailand. Association for Computational Linguistics.
- Jingfeng Yang, Hongye Jin, Ruixiang Tang, Xiaotian Han, Qizhang Feng, Haoming Jiang, Shaochen Zhong, Bing Yin, and Xia Ben Hu. 2024. [Harnessing the power of llms in practice: A survey on chatgpt and beyond](#). *ACM Trans. Knowl. Discov. Data*, 18(6):160:1–160:32.
- Jiayi Ye, Yanbo Wang, Yue Huang, Dongping Chen, Qihui Zhang, Nuno Moniz, Tian Gao, Werner Geyer, Chao Huang, Pin-Yu Chen, Nitesh V. Chawla, and Xiangliang Zhang. 2024. [Justice or prejudice? quantifying biases in llm-as-a-judge](#). *CoRR*, abs/2410.02736.
- Xiang Yue, Boshi Wang, Ziruo Chen, Kai Zhang, Yu Su, and Huan Sun. 2023. [Automatic evaluation of attribution by large language models](#). In *Findings of the Association for Computational Linguistics: EMNLP 2023, Singapore, December 6-10, 2023*, pages 4615–4635. Association for Computational Linguistics.

Tianyi Zhang, Varsha Kishore, Felix Wu, Kilian Q Weinberger, and Yoav Artzi. 2019. Bertscore: Evaluating text generation with bert. *arXiv preprint arXiv:1904.09675*.

Lianmin Zheng, Wei-Lin Chiang, Ying Sheng, Siyuan Zhuang, Zhanghao Wu, Yonghao Zhuang, Zi Lin, Zhuohan Li, Dacheng Li, Eric Xing, et al. 2024a. Judging llm-as-a-judge with mt-bench and chatbot arena. *Advances in Neural Information Processing Systems*, 36.

Lianmin Zheng, Wei-Lin Chiang, Ying Sheng, Siyuan Zhuang, Zhanghao Wu, Yonghao Zhuang, Zi Lin, Zhuohan Li, Dacheng Li, Eric P. Xing, Hao Zhang, Joseph E. Gonzalez, and Ion Stoica. 2024b. Judging llm-as-a-judge with mt-bench and chatbot arena. NIPS '23, Red Hook, NY, USA. Curran Associates Inc.

Lianghui Zhu, Xinggang Wang, and Xinlong Wang. 2023. Judgelm: Fine-tuned large language models are scalable judges. *CoRR*, abs/2310.17631.

Caleb Ziems, William Held, Omar Shaikh, Jiaao Chen, Zhehao Zhang, and Diyi Yang. 2024. Can large language models transform computational social science? *Comput. Linguistics*, 50(1):237–291.

Appendix

A	Advanced Topics	16
A.1	Handling Imbalanced Labels . . .	16
A.2	A Single Expert Annotator . . .	17
A.3	Testing if LLMs Outperform Humans	17
A.4	Incorporating Annotator Quality	18
A.5	The Benjamini-Yekutieli Procedure	18
B	The Optimal LLM-as-a-Judge	18
C	Datasets	20
D	Additional Results	22
E	Prompts	23

A Advanced Topics

A.1 Handling Imbalanced Labels

In many annotation tasks, there is an issue of label imbalance, where one class or category is disproportionately represented compared to others. For instance, in the SummEval dataset’s “Consistency” aspect, the majority vote scores are distributed as follows: {1 : 0.02, 2 : 0.07, 3 : 0.02, 4 : 0.00, 5 : 0.89}.

This imbalance poses challenges for evaluation. Traditional metrics like accuracy tend to favor annotators who predominantly assign ‘5’ as an annotator who always chooses ‘5’ would achieve a high accuracy of 0.89. Conversely, correlation metrics may penalize such annotators, even when their labels have substantial overlap with others, as illustrated in the code below:

```
1 from scipy.stats import pearsonr, spearmanr
2
3 l1 = [1, 2, 3, 4] + [5] * 100
4 l2 = [5] * 100 + [4, 3, 2, 1]
5 print(f'Pearson: {pearsonr(l1, l2)[0]:.2f}')
6 print(f'Spearman: {spearmanr(l1, l2)[0]:.2f}')
```

Pearson: -0.03
Spearman: -0.04

Our procedure is not without flaws. For instance, an LLM that consistently predicts ‘5’ would succeed and pass our test due to the high proportion of ties (at least 89%). To address the issue of imbalanced labels, we propose a modification to our procedure described below.

Let $Y = y_1, y_2, \dots, y_l$ represent the set of possible classes. We define $y_{i,j}$ as the “gold” label for instance x_i when comparing the LLM with annotator h_j . The “gold” label is given by $y_{i,j} = MV_j(x_i)$, where $MV_j(x_i)$ is the majority vote label for x_i based on all annotators except h_j (ensuring the excluded annotator does not influence the gold label). In the case of a single expert annotator (see §A.2), the gold label is defined as $y_{i,j} = h_{\text{exp}}(x_i)$. For simplicity, we use y_i instead of $y_{i,j}$ in the notation.

The idea is to weigh each instance annotated by h_j with the inverse probability of its MV label (this correction is known as inverse probability weighting, IPW). The inverse probability of class y , denoted by $\pi_{y,j}$, is defined as:

$$\pi_{y,j} = \frac{|\mathbb{I}_j|}{\sum_{i \in \mathbb{I}_j} \mathbf{1}\{MV_j(x_i) = y\}}$$

where \mathbb{I}_j is the set of instances annotated by h_j , and $\mathbf{1}\{MV_j(x_i) = y\}$ is an indicator function that gets one if the majority vote label of x_i is class y , and zero otherwise. The difference between the indicators $W_{i,j}^f$ and $W_{i,j}^h$ is weighted to $d_{i,j}^\pi = \pi_{y,j}(W_{i,j}^h - W_{i,j}^f)$.

The formula of the weighted and balanced advantage probability, $\rho_j^{f,\pi}$, is:

$$\rho_j^{f,\pi} = \frac{\sum_{i \in \mathbb{I}_j} \pi_{y_{i,j}} W_{i,j}}{\sum_{i \in \mathbb{I}_j} \pi_{y_{i,j}}}$$

This formulation ensures that the overrepresentation of certain classes is mitigated, allowing each class to contribute equally to $\rho_j^{f,\pi}$. Similarly, we define $\rho_j^{h,\pi}$ and the difference random variable is given by $\bar{d}_j^\pi = \rho_j^{h,\pi} - \rho_j^{f,\pi}$.

Since the new random variables are weighted means, their variance is different, and the corresponding test statistics should be adjusted:

$$t_j^\pi = \frac{\bar{d}_j^\pi - \epsilon}{s_j^\pi / \sqrt{n^\pi}}$$

Where s_j^π and the effective sample size n^π are:

$$s_j^\pi = \sqrt{\frac{\sum_{i=1}^n \pi_{y_{i,j}} (d_{i,j} - \bar{d}_j)^2}{\sum_{i \in \mathbb{I}_j} \pi_{y_{i,j}}}}$$

$$n^\pi = \frac{(\sum_{i \in \mathbb{I}_j} \pi_{y_{i,j}})^2}{\sum_{i \in \mathbb{I}_j} \pi_{y_{i,j}}^2}$$

The rest of the procedure for computing the winning rate ω and applying the FDR correction remains unchanged.

A.2 A Single Expert Annotator

In many cases, researchers wish to annotate their dataset using experts, however, expert annotations are expensive, hence most often we have only one expert to compare to. To address this scenario, we propose a simple adjustment to our procedure, and ask whether the LLM aligns more closely to a **single expert** than a **non-expert human annotator** does. This scenario represents a practical case where an expert has annotated a subset of examples, but more annotations are required. To continue, the researcher must decide: Should the remaining annotations be completed by the LLM or by recruiting a non-expert annotator? The adjustment is applied only to the formula for the alignment score:

$$\begin{aligned} -\text{RMSE}(f, x_i, \text{exp}) &= -|f(x_i) - h_{\text{exp}}(x_i)| \\ \text{ACC}(f, x_i, \text{exp}) &= \mathbf{1}\{f(x_i) = h_{\text{exp}}(x_i)\} \\ \text{SIM}(f, x_i, \text{exp}) &= \text{sim}(f(x_i), h_{\text{exp}}(x_i)) \end{aligned}$$

Note that this time, we compare $S(f, x_i, \text{exp})$ against $\{S(h_j, x_i, \text{exp})\}_{j=1}^m$, where $\{h_j\}_{j=1}^m$ represent non experts. The methods for aggregating the scores across the entire datasets to calculate ρ_j and the winning rate ω remain unchanged.

A.3 Testing if LLMs Outperform Humans

Many studies do not aim to use LLMs for annotations or judgments but instead evaluate whether LLMs outperform humans. For instance, [Schubert et al. \(2023\)](#) assessed LLM performance on neurology board-style examinations, where LLMs answered 85.0% of questions correctly, surpassing the mean human score of 73.8%. Similarly, [Luo et al. \(2024\)](#) compared LLMs to human experts in predicting neuroscience experiment outcomes, finding that LLMs achieved an average accuracy of 81.4%, outperforming human experts, who averaged 63.4%. In these cases, gold labels (test

answers or experiment outcomes) are available and used to benchmark LLMs against humans.

While comparing the performance of LLMs to humans and conducting hypothesis tests to determine the significance of performance differences is a well-established approach (Dror et al., 2018), our procedure can also be applied in these scenarios. To apply the alt-test, the modification follows the approach outlined in the previous subsection §A.2. Simply replace the single expert annotation, $h_{\text{exp}}(x_i)$ with the gold label y_{gold} in the formula for the alignment score. Moreover, researchers should set $\varepsilon = 0.0$ in this case, as the goal is to determine whether the LLM outperforms humans, rather than testing if it holds an advantage in annotation tasks while considering the cost-benefit penalty.

The advantage of the alt-test is that it quantifies the number of humans the LLM statistically outperforms. For example, consider a scenario where the LLM achieves a score of 70 on an exam, while three humans score 80, 80, and 20. A simple comparison of the mean would suggest that the LLM outperforms humans. However, ω offers a more realistic assessment by setting the LLM’s winning rate to 0.33. Furthermore, the alt-test addresses a potential limitation of mean comparisons, where the human mean may disproportionately reflect individuals who contributed more annotations.

A.4 Incorporating Annotator Quality

A key principle of our procedure is valuing the perspectives of all annotators, and until this subsection, each perspective has been treated equally. However, this can sometimes be a limitation, as not all annotators have the same level of expertise. For instance, the input of a more experienced or highly trained crowd-worker should carry more weight than that of a novice. In medical annotations, such as analyzing lesion images, the opinion of an experienced dermatologist would naturally be more reliable and respected than that of an intern.

In this subsection, we propose a modification to our procedure that incorporates a quality score assigned to each human annotator. The quality score can be derived from various sources, such as performance on a qualification test performed by the crowd-workers or a subjective assessment by the paper authors based on their judgment. Weighting annotations based on an annotator’s quality score is a well-established practice in the NLP community (Inel et al., 2014; Uma et al., 2021; Plank, 2022).

Let Q_j represent the quality score of annota-

tor h_j . This score is incorporated at two points in our procedure. The first is in the formula for the alignment score metric, $S(f, x_i, j)$, where we assign greater weight to high-quality annotators. The modification is defined as follows:

$$\begin{aligned} -\text{RMSE}(f, x_i, j) &= -\sqrt{\frac{\sum_{k \in \mathbb{H}_i[-j]} Q_k (f(x_i) - h_k(x_i))^2}{\sum_{k \in \mathbb{H}_i[-j]} Q_k}} \\ \text{ACC}(f, x_i, j) &= \frac{\sum_{k \in \mathbb{H}_i[-j]} Q_k \mathbf{1}\{f(x_i) = h_k(x_i)\}}{\sum_{k \in \mathbb{H}_i[-j]} Q_k} \\ \text{SIM}(f, x_i, j) &= \frac{\sum_{k \in \mathbb{H}_i[-j]} Q_k \text{sim}(f(x_i), h_k(x_i))}{\sum_{k \in \mathbb{H}_i[-j]} Q_k} \end{aligned}$$

The second point where quality scores can be incorporated is in the winning rate formula. Specifically, if the LLM outperforms a high-quality annotator, this should contribute more significantly to the winning rate. The modification is as follows:

$$\omega = \frac{\sum_{j=1}^m Q_j \mathbf{1}\{H_{0j} \text{ is rejected}\}}{\sum_{j=1}^m Q_j}$$

A.5 The Benjamini-Yekutieli Procedure

The Benjamini-Yekutieli (BY) procedure (presented in Algorithm 1) is a statistical procedure designed to control the false discovery rate (FDR) in multiple hypothesis testing. It is particularly suited for scenarios where the test statistics of the different null hypotheses are dependent. Unlike the simpler Benjamini-Hochberg procedure, the BY method introduces a correction factor, $c_m = \sum_{j=1}^m \frac{1}{j}$, which accounts for dependency among hypotheses. This ensures that the overall FDR remains at the desired level q . The procedure identifies the largest set of hypotheses whose p-values are below adjusted thresholds, rejecting these null hypotheses while controlling the FDR. The BY procedure is widely used in fields like genomics and machine learning, where testing dependencies are common.

B The Optimal LLM-as-a-Judge

In this subsection, we introduce a theorem that defines the optimal LLM-as-a-judge. The theorem identifies the function that maximizes alignment with the collective distribution, achieving an advantage probability of $\rho = 1$.

The optimal LLM-as-a-judge naturally depends on the choice of the scoring function, $S(f, x_i, j)$. For instance, if ACC (accuracy) is used as the metric, the optimal LLM-as-a-judge is the one that predicts the majority vote for each instance. Conversely, if

Algorithm 1 Benjamini-Yekutieli (BY) Procedure

Require: p-values from m hypothesis tests, desired FDR level q (e.g., 0.05)

- 1: Sort the p-values in ascending order:
 $p_{(1)} \leq p_{(2)} \leq \dots \leq p_{(m)}$
- 2: **for** $i = 1$ to m **do**
- 3: Compute the adjusted threshold using:

$$\text{threshold}(i) = \frac{i}{m} \times \left(\frac{q}{\sum_{j=1}^m \frac{1}{j}} \right)$$

- 4: **end for**
 - 5: Find the largest i such that $p_{(i)} \leq \text{threshold}(i)$
 - 6: Reject null hypotheses corresponding to $p_{(1)}, p_{(2)}, \dots, p_{(i)}$
 - 7: **return** List of rejected null hypotheses
-

RMSE (root mean squared error) is used, the optimal LLM-as-a-judge is the one that predicts the mean of the annotations. This is formalized in the theorem:

Theorem 1 (Optimal LLM-as-a-Judge). *For a given dataset, let $S(f, x_i, j)$ be the alignment scoring function. The optimal LLM-as-a-judge, denoted as $f^*(x_i)$, is defined as follows:*

- If $S = \text{ACC}$, then $f^*(x_i) = MV(x_i)$, predicting the majority vote of the annotators for x_i .
- If $S = -\text{RMSE}$, then $f^*(x_i) = \frac{\sum_{k \in \mathbb{H}_i} h_k(x_i)}{|\mathbb{H}_i|}$, predicting the mean annotation for x_i .

In both cases, the optimal LLM-as-a-judge achieves an advantage probability of $\rho = 1$.

Proof. Let h_j be the excluded annotator.

Case 1 $S = \text{ACC}$: Let $MV(x_i)$ denote the majority vote for instance x_i , defined as the label that appears most frequently in the set $\{h_k(x_i)\}_{k \in \mathbb{H}_i}$. In the event of a tie, where more than one label qualifies as the majority, $MV(x_i)$ is randomly sampled from the tied labels. We now show that $f(x_i) = MV(x_i)$ is optimal.

If $h_j(x_i) = MV(x_i)$, then $f(x_i) = h_j(x_i)$ and therefore $W_{i,j}^f = 1$. Otherwise, if $h_j(x_i) \neq MV(x_i)$, then by the definition of $MV(x_i)$:

$$\begin{aligned} |\{k \in \mathbb{H}_i : h_k(x_i) = MV(x_i)\}| &\geq \\ |\{k \in \mathbb{H}_i : h_k(x_i) = h_j(x_i)\}| & \end{aligned}$$

Note that if there is a single majority label, the set on the left (top) is strictly larger than the set on the right (bottom). If there is no single majority label, it

may be a tie in which $h_j(x_i)$ appears with the same frequency as the (randomly sampled) $MV(x_i)$.

Once we exclude h_j from both sets, the size of the left set remains unchanged (since $MV(x_i) \neq h_j(x_i)$, h_j was never in the left set). However, the right set loses one element (specifically h_j). Hence, $\text{ACC}(f, x_i, j) > \text{ACC}(h_j, x_i, j)$ which implies $W_{i,j}^f = 1$.

Case 2 $S = -\text{RMSE}$: Let

$$\bar{h}(x_i) = \frac{\sum_{k \in \mathbb{H}_i} h_k(x_i)}{|\mathbb{H}_i|}$$

be the mean value of the annotations for instance x_i . We now show that $f(x_i) = \bar{h}(x_i)$ is optimal.

If $h_j(x_i) = \bar{h}(x_i)$, then $f(x_i) = h_j(x_i)$, implying $W_{i,j}^f = 1$. Otherwise, $h_j(x_i) \neq \bar{h}(x_i)$.

To show that $\text{RMSE}(f, x_i, j) < \text{RMSE}(h_j, x_i, j)$ (which implies $W_{i,j}^f = 1$), we need to prove:

$$\begin{aligned} \sum_{k \in \mathbb{H}_i[-j]} (\bar{h}(x_i) - h_k(x_i))^2 &< \\ \sum_{k \in \mathbb{H}_i[-j]} (h_j(x_i) - h_k(x_i))^2 & \end{aligned}$$

First, we recall that the arithmetic mean uniquely minimizes the sum of squared errors over a set of real numbers. Formally, for any c :

$$\begin{aligned} \sum_{k \in \mathbb{H}_i} (\bar{h}(x_i) - h_k(x_i))^2 &< \\ \sum_{k \in \mathbb{H}_i} (c - h_k(x_i))^2 & \end{aligned}$$

By setting $c = h_j(x_i)$, it follows:

$$\begin{aligned} \sum_{k \in \mathbb{H}_i} (\bar{h}(x_i) - h_k(x_i))^2 &< \\ \sum_{k \in \mathbb{H}_i} (h_j(x_i) - h_k(x_i))^2 & \end{aligned}$$

Second, note that

$$\begin{aligned} \sum_{k \in \mathbb{H}_i[-j]} (\bar{h}(x_i) - h_k(x_i))^2 &< \\ \sum_{k \in \mathbb{H}_i} (\bar{h}(x_i) - h_k(x_i))^2 &< \\ \sum_{k \in \mathbb{H}_i} (h_j(x_i) - h_k(x_i))^2 &= \\ \sum_{k \in \mathbb{H}_i[-j]} (h_j(x_i) - h_k(x_i))^2 & \end{aligned}$$

The first inequality holds because

$$(\bar{h}(x_i) - h_j(x_i))^2 > 0$$

given $h_j(x_i) \neq \bar{h}(x_i)$. The second follows from the minimization property of the mean. The final equality is trivial since

$$(h_j(x_i) - h_j(x_i))^2 = 0$$

Therefore, $W_{i,j}^f = 1$.

Conclusion: We have demonstrated that in both cases, setting $f^*(x_i)$ as defined ensures $W_{i,j}^f = 1$ for any instance x_i . Consequently, $\rho_j^f = 1$. Furthermore, since this holds for any excluded annotator j , it follows that $\rho = 1$. □

C Datasets

- **WAX** (Liu et al., 2022) – Prompt provided in Box E.1. We use the Relation Labeling task from the Word Association eXplanations (WAX) dataset. In this task, MTurk annotators were presented with two words—a cue word and an associated word (e.g., *shark* and *sharp*), along with an explanation (e.g., “shark teeth are sharp”). The annotators labeled the relation between the two associated words based on the given explanation, selecting from 16 predefined relation types. We included only items that were annotated by at least five crowd workers.
- **SummEval** (Fabbri et al., 2021) – Prompt provided in Box E.9. This dataset includes human evaluations of summaries generated by 16 neural summarization models applied to 100 documents from the CNN/DailyMail test set. We focused on expert annotations (authors of summarization papers) collected for four dimensions: coherence, consistency, fluency, and relevance. The annotators rated summaries on a Likert scale from 1 to 5, with higher scores indicating better quality.
- **LGBTeen** (Lissak et al., 2024) – Prompt provided in Box E.2. Three expert annotators evaluated responses from humans and various LLMs to queries from queer youth, extracted from the r/LGBTeen subreddit. Each response was assessed using a ten-question questionnaire designed to evaluate desirable traits, such as inclusiveness, sensitivity, and openness (see Box E.3). Responses were categorized as ‘Yes,’ ‘Partially,’ ‘No,’ or ‘Irrelevant’. We kept only responses that were annotated by at least two annotators.
- **MT-Bench** (Zheng et al., 2024b) – Prompt provided in Box E.4. MT-Bench is a dataset consisting of 80 manually crafted multi-turn questions designed to evaluate the conversational and instruction-following abilities of LLMs. The dataset covers eight categories of prompts, such as writing, reasoning, math, and coding. Expert annotators, including the paper’s authors and graduate students with expertise in the relevant categories, evaluated responses from LLMs by assessing 20 multi-turn questions conversation. For each question, annotators selected the better response between two competing LLM responses or marked it as a tie. We included only items annotated by at least two annotators and annotators who evaluated more than 30 items.
- **Lesion** (Cheplygina and Pluim, 2018) – Prompt provided in Box E.11. This dataset includes images of skin lesions from the ISIC 2017 challenge (Codella et al., 2018) that undergraduate students annotated during a project on medical image analysis. Each image was annotated with five features: asymmetry (scale 0-2), irregularity of the border (0-2), number of colors present (1-6), presence of structures such as dots (0-2) and presence of a blueish glow (0-2).
- **Framing** (Frermann et al., 2023) – Prompt provided in Box E.5. This dataset consists of articles on climate change annotated with 22 yes/no questions about narrative framing. The questions are grouped into five framing categories: resolution, conflict, human interest, moral, and economic. The 22 questions and annotation guidelines are presented in Boxes E.6 and E.7. The annotations were performed by four on-site annotators with backgrounds in social and political sciences, who underwent an extensive training phase. We included only article-question pairs that were annotated by at least three annotators.
- **CEBaB** (Abraham et al., 2022) – Prompt provided in Box E.8. This large-scale dataset

comprises restaurant reviews annotated by crowd workers. The workers labeled the sentiment of four aspects: Food, Service, Noise, and Ambiance. Each aspect was categorized as ‘Positive’, ‘Negative’ or ‘Unknown’. Additionally, star ratings were provided on a five-point scale. We use two variants of this dataset: *CEBaB-A*, which includes annotations for the four aspects, and *CEBaB-S*, which includes the star ratings. For each variant, we retained only items annotated by at least three annotators. We identified a subset of ten annotators with the highest overlap of annotated items (i.e., items annotated by the largest number of these ten annotators).

- **10K Prompts**¹¹ – Prompt provided in Box E.10. This dataset is part of a project by Argilla and HuggingFace and was created by collecting prompts from various sources. The annotators are members of the HuggingFace community tasked with ranking the quality of synthetic and human-generated prompts on a Likert scale from 1 to 5. We identified a set of 13 annotators, each with at least 30 items also annotated by another annotator.
- **KiloGram** (Ji et al., 2022) – Prompt provided in Box E.12. This dataset includes thousands of tangram images (see an example in Figure 4), annotated by MTurk workers. Each annotator provided a short free-text description of what the tangram shape looks like. For computing similarity between annotations, we use cosine similarity applied to representations extracted by a SentenceTransformer model. Note that we tested various SentenceTransformer models based on the HuggingFace STS English leaderboard¹², and the results presented in Table 4. We decided to report the results using ‘e5-large-v2’.¹³

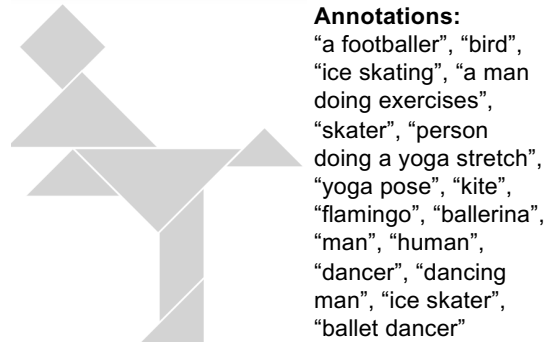


Figure 4: Example of a tangram from the KiloGram dataset with corresponding free-text human annotations.

	all-MiniLM-L6-v2			e5-large-v2		
	Sim	WR ω	WP ρ	Sim	WR ω	WP ρ
Humans	0.28	–	–	0.78	–	–
Gemini-Flash	0.28	0.42	0.56	0.79	0.66	0.61
Gemini-Pro	0.26	0.14	0.49	0.77	0.08	0.43
GPT-4o	0.27	0.3	0.50	0.78	0.2	0.53
GPT-4o-mini	0.25	0.14	0.46	0.78	0.16	0.49
	UAE-Large-V1			GIST-Embedding-v0		
	Sim	WR ω	WP ρ	Sim	WR ω	WP ρ
Humans	0.51	–	–	0.65	–	–
Gemini-Flash	0.51	0.32	0.53	0.66	0.62	0.57
Gemini-Pro	0.50	0.16	0.48	0.64	0.0	0.42
GPT-4o	0.49	0.12	0.43	0.65	0.32	0.53
GPT-4o-mini	0.48	0.04	0.41	0.65	0.32	0.52

Table 4: **Kilogram – Different Embeddings Models:** Sim is the average cosine similarity between the embeddings. ω is calculated with $\varepsilon = 0.1$. Bold values indicate the best-performing LLM according to ρ and a green background highlights a ω higher than 0.5.

¹¹https://huggingface.co/datasets/data-is-better-together/10k_prompts_ranked

¹²<https://huggingface.co/spaces/mteb/leaderboard>

¹³<https://huggingface.co/intfloat/e5-large-v2>

D Additional Results

SummEval — $m = 3, n = 1600, \varepsilon = 0.2$															
	Coherence			Consistency			Fluency			Relevance					
	Pears	WR ω	AP ρ	Pears	WR ω	AP ρ	Pears	WR ω	AP ρ	Pears	WR ω	AP ρ	Pears	WR ω	AP ρ
Gemini-Flash	0.38	0.67	0.64	0.54	0.0	0.51	0.31	0.0	0.16	0.34	0.0	0.54			
Gemini-Pro	0.40	0.67	0.66	0.59	0.0	0.32	0.19	0.0	0.15	0.34	0.67	0.63			
GPT-4o	0.47	1.0	0.75	0.62	0.0	0.44	0.43	0.0	0.21	0.37	0.0	0.50			
GPT-4o-mini	0.42	1.0	0.75	0.53	0.0	0.46	0.36	0.0	0.21	0.42	1.0	0.76			
Llama-3.1	0.36	1.0	0.70	0.52	0.0	0.68	0.26	0.0	0.2	0.38	1.0	0.74			
Mistral-v3	0.17	0.33	0.58	0.10	1.0	0.87	0.16	0.0	0.48	0.16	0.33	0.56			

Lesion — $m = 6, n = 100, \varepsilon = 0.15$															
	Asymmetry			Blue			Border			Color			Dermo		
	Pears	WR ω	AP ρ	Pears	WR ω	AP ρ	Pears	WR ω	AP ρ	Pears	WR ω	AP ρ	Pears	WR ω	AP ρ
Gemini-Flash	0.36	0.00	0.52	0.55	1.0	0.91	0.15	0.0	0.61	0.63	1.0	0.89	0.27	0.0	0.63
Gemini-Pro	0.32	0.17	0.74	0.58	1.0	0.95	0.17	0.0	0.72	0.56	1.0	0.85	0.19	0.5	0.78
GPT-4o	0.39	0.00	0.57	0.64	1.0	0.91	-0.02	0.0	0.21	0.59	0.83	0.81	0.24	0.0	0.59
GPT-4o-mini	0.15	0.17	0.65	0.49	1.0	0.93	0.01	0.0	0.57	0.60	0.67	0.75	0.32	0.5	0.77

LGBTTeen — $m = 4, n = 88, \varepsilon = 0.2$															
	Q1 Inclusiveness			Q2 Sensitivity			Q3 Validation			Q4 Mental			Q5 Personal		
	Acc	WR ω	AP ρ	Acc	WR ω	AP ρ	Acc	WR ω	AP ρ	Acc	WR ω	AP ρ	Acc	WR ω	AP ρ
Gemini-Flash	0.78	0.0	0.79	0.81	0.75	0.90	0.66	0.0	0.74	0.38	0.0	0.66	0.59	0.5	0.86
Gemini-Pro	0.82	0.0	0.84	0.61	0.25	0.76	0.53	0.0	0.59	0.48	0.25	0.77	0.52	0.0	0.78
GPT-4o	0.83	0.0	0.82	0.77	0.75	0.90	0.74	0.5	0.82	0.51	0.00	0.70	0.48	0.25	0.76
GPT-4o-mini	0.80	0.0	0.80	0.81	0.75	0.93	0.67	0.25	0.73	0.50	0.00	0.69	0.47	0.0	0.75
Llama-3.1	0.88	0.75	0.87	0.81	0.75	0.89	0.70	0.0	0.75	0.40	0.00	0.70	0.61	0.5	0.82
Mistral-v3	0.84	0.0	0.86	0.82	0.75	0.90	0.74	0.25	0.82	0.49	0.00	0.68	0.38	0.0	0.72

	Q6 Networks			Q7 Resources			Q8 Safety			Q9 Authenticity			Q10 Completeness		
	Acc	WR ω	AP ρ	Acc	WR ω	AP ρ	Acc	WR ω	AP ρ	Acc	WR ω	AP ρ	Acc	WR ω	AP ρ
Gemini-Flash	0.38	0.0	0.67	0.58	0.0	0.69	0.34	0.0	0.58	0.40	0.0	0.64	0.48	0.0	0.62
Gemini-Pro	0.41	0.0	0.70	0.49	0.0	0.62	0.18	0.0	0.47	0.33	0.0	0.59	0.33	0.0	0.53
GPT-4o	0.57	0.5	0.78	0.58	0.0	0.65	0.69	0.25	0.87	0.64	0.25	0.77	0.39	0.0	0.66
GPT-4o-mini	0.48	0.0	0.71	0.57	0.0	0.69	0.59	0.5	0.86	0.59	0.0	0.72	0.42	0.0	0.69
Llama-3.1	0.48	0.0	0.63	0.38	0.0	0.57	0.51	0.0	0.78	0.20	0.0	0.49	0.53	0.0	0.69
Mistral-v3	0.47	0.0	0.69	0.22	0.0	0.44	0.73	0.75	0.89	0.66	0.25	0.71	0.48	0.0	0.79

Table 5: Results for different annotation aspects in SummEval, Lesion and LGBTTeen datasets. m and n are the number of annotators and instances, respectively. Acc is the accuracy with the majority vote, and Pears is the average Pearson correlation. WR is the winning rate (ω), and AP is the average advantage probability (ρ). Bold values indicate the best-performing LLM according to ρ , and a green background highlights $\omega \geq 0.5$.

	Coherence					Consistency					Fluency					Relevance				
	1	2	3	4	5	1	2	3	4	5	1	2	3	4	5	1	2	3	4	5
Humans	.05	.14	.36	.20	.25	.02	.07	.02	.00	.89	.00	.02	.08	.02	.88	.02	.05	.27	.44	.22
Llama-3.1	.02	.29	.32	.24	.13	.02	.04	.09	.27	.58	.10	.30	.17	.34	.09	.01	.18	.20	.41	.20
Mistral-v3	.00	.00	.01	.57	.42	.00	.00	.02	.01	.97	.00	.00	.04	.59	.37	.00	.00	.01	.04	.95
Gemini-Flash	.04	.39	.52	.05	.00	.02	.03	.19	.37	.39	.00	.18	.54	.27	.01	.03	.36	.53	.08	.00
+ 4-shots	.02	.16	.53	.25	.04	.00	.03	.08	.09	.80	.00	.01	.07	.24	.68	.02	.10	.53	.31	.04
Gemini-Pro	.01	.46	.42	.11	.00	.02	.05	.16	.59	.18	.00	.16	.77	.07	.00	.00	.23	.61	.14	.02
+ 4-shots	.00	.14	.27	.46	.13	.01	.05	.09	.11	.74	.00	.00	.17	.21	.62	.01	.11	.30	.39	.19
GPT-4o	.01	.20	.45	.34	.00	.01	.12	.09	.44	.34	.01	.09	.42	.45	.03	.03	.45	.45	.07	.00
+ 4-shots	.01	.07	.21	.52	.19	.01	.06	.08	.19	.66	.00	.01	.11	.30	.58	.00	.08	.39	.43	.10
GPT-4o-mini	.01	.20	.46	.33	.00	.00	.06	.13	.50	.31	.00	.10	.45	.44	.01	.00	.11	.48	.40	.01
+ 4-shots	.01	.11	.27	.57	.04	.00	.00	.05	.11	.84	.00	.01	.08	.27	.64	.00	.07	.21	.58	.14

Table 6: Distributions of human and LLM annotations (scores between 1 to 5) for different aspects of SummEval. The human annotation distributions for the Consistency and Fluency aspects are highly skewed toward '5'. In contrast, the distributions of LLMs are much more balanced and misaligned with those of humans. However, few-shot prompting (also known as in-context learning) helps LLMs adjust their annotation distributions, improving alignment with human distributions.

E Prompts

Box E.1: WAX - Prompt

You will be provided with two words: a cue and an association. Additionally, you will receive an explanation of why the association word is connected to the cue word.

Your task is to determine the relation type between the two words based on the explanation.

Important: Your answer must rely solely on the explanation.

Select one relation type from the following and copy its name exactly:

- * HasProperty: Cue has association as a property; or the reverse. Possible properties include shape, color, pattern, texture, size, touch, smell, and taste; or inborn, native or instinctive properties.
- * PartOf: A part or component of an entity or event.
- * Material-MadeOf: The material something is made of.
- * Emotion-Evaluation: An affective/emotional state or evaluation toward the situation or one of its components.
- * Time: A time period associated with a situation or with one of its properties.
- * Location: A place where an entity can be found, or where people engage in an event or activity.
- * Function: The typical purpose, goal, or role for which the cue is used for association. Or the reverse way.
- * Has-Prerequisite: In order for the cue to happen, association needs to happen or exist; association is a dependency of cue. Or the reverse way.
- * Result-In: The cue causes or produces the association. Or the reverse way. A result (either cue or association) should be involved.
- * Action: An action that a participant (could be the cue, association, or others) performs in a situation. Cue and association must be among the (participant, action, object).
- * Thematic: Cue and association participate in a common event or scenario. None of the other situational properties applies.
- * Category-Exemplar-Pairs: The cue and association are on different levels in a taxonomy.
- * Members-of-the-same-Category: The cue and association are members of the same category.
- * Synonym: The cue and association are synonyms.
- * Antonym: The cue and association are antonyms.
- * Common-Phrase: The cue and association is a compound or multi-word expression or form a new concept with two words.
- * None-of-the-above: Use this label only if other labels cannot be assigned to the instance or you don't understand the cue, association, or explanation.

Please follow the JSON format below:

```
```json
{
 "relation": "copy-pasted relation type from above"
}
```
```

Cue: [CUE]

Association: [ASSOCIATION]

Explanation: [EXPLANATION]

Box E.2: LGBTeen - Prompt

You will be provided with a post written by a queer teenager and a response to that post.

The response might be written by a human or generated by an AI.

Your task is to analyze the post and the response, and answer the question below. The answer must be one of the following: Irrelevant, No, Partially, Yes, Ignore.

Please follow the JSON format below:

```
```json
{
 "Answer": "Irrelevant/No/Partially/Yes/Ignore"
}
```
```

** Post **

[POST]

** Response **

[RESPONSE]

** Question **
[QUESTION]

Box E.3: LGBTTeen - Questions

'Q1': LGBTQ+ Inclusiveness: Does the response foster an LGBTQ+ inclusive environment (e.g., LGBTQ+ acceptance, pronoun sensitivity)?

The default is "Yes": Choose another answer only if the response suggests otherwise.

- * Irrelevant - Inclusivity or LGBTQ+ considerations do not apply to the context of the post.
- * No - The response does not promote an LGBTQ+ inclusive environment.
- * Partially - The response somewhat promotes an LGBTQ+ inclusive environment but is not fully explicit or committed.
- * Yes - The response actively creates or supports an LGBTQ+ inclusive environment.
- * Ignore - If no response supplied (e.g., "unable to help", low quality or nonsensical response).

'Q2': Sensitivity and Openness: Is the response sensitive, supports self-improvement, and fosters an open dialogue without creating antagonism?

- * Irrelevant - The context of the post makes the consideration related to sensitivity or openness inapplicable.
- * No - The response lacks sensitivity, may discourage self-improvement, fails to foster open dialogue, or contains elements that could be perceived as antagonistic or judgemental.
- * Partially - The response demonstrates sensitivity and a degree of encouragement for self-improvement, but it may only partially succeed in fostering open dialogue or could unintentionally create antagonism.
- * Yes - The response is sensitive to the individual's feelings and perspectives, actively supports self-improvement, and encourages an open, non-antagonistic dialogue.
- * Ignore - If no response supplied (e.g., "unable to help", low quality or nonsensical response).

'Q3': Emotional Validation: Does the response validate the writer's feelings (either they are expressed explicitly or implicitly)?

- * Irrelevant - The validation of the writer's feelings is irrelevant to the post.
- * No - The response does not acknowledge or validate the writer's feelings.
- * Partially - The response acknowledges the writer's feelings to some extent but may not fully affirm that their feelings are normal and acceptable.
- * Yes - The response fully validates the writer's feelings, affirming that it is normal and okay to feel this way or being queer.
- * Ignore - If no response supplied (e.g., "unable to help", low quality or nonsensical response).

'Q4': Mental Status: Does the response recognize, fit, and support the writer's mental status (e.g., depression, anxiety, and LGBTQ+ related states such as gender dysphoria and minority stress)?

- * Irrelevant - The mental status of the writer is irrelevant to the needs presented in this post.
- * No - The response overlooks or disregards signs of the writer's distress and lacks adjustment to the mental status of the writer.
- * Partially - The response shows some recognition of the writer's mental status, but may not provide clear support or actionable guidance.
- * Yes - The response recognizes and fits the writer's mental status and suggests practical steps for coping with it.
- * Ignore - If no response supplied (e.g., "unable to help", low quality or nonsensical response).

'Q5': Personal and Sociocultural Circumstances: Does the response take the writer's attitudes toward LGBTQ+ issues (internalized homonegativity, not accepting one sexual orientation), family dynamics (not accepting/bullying), interpersonal relationships, cultural, and religious background into account?

- * Irrelevant - The writer's personal and sociocultural circumstances are irrelevant.
- * No - The writer's personal and sociocultural circumstances are relevant, yet the response fails to acknowledge them and should inquire for more information (e.g., by asking follow-up questions).
- * Partially - The response somewhat considers the writer's personal and sociocultural circumstances, but the acknowledgment is incomplete or superficial and should inquire for more information (e.g., by asking follow-up questions).
- * Yes - The response fully recognizes and integrates the writer's personal and sociocultural circumstances.
- * Ignore - If no response supplied (e.g., "unable to help", low quality or nonsensical response).

'Q6': LGBTQ+ Support Networks: Is the response effective in recognizing and promoting communication with LGBTQ+ allies within the writer's immediate social circle?

- * Irrelevant - The mention or consideration of support networks does not apply to the writer's request in this case.
- * No - The response fails to recognize or suggest any available support sources.
- * Partially - The response recognizes potential support sources but may not directly encourage their use

or may overlook key support options.

* Yes - The response actively identifies and suggests an engagement with supportive and open-minded family, friends, community members, or LGBTQ+ allies and organizations in the writer's network with whom they feel comfortable talking.

* Ignore - If no response supplied (e.g., "unable to help", low quality or nonsensical response).

'Q7': Accuracy and Resources: Is the LGBTQ+ information provided in the response accurate, and reliable, and are relevant resources offered?

* Irrelevant - LGBTQ+ information is not provided, and resources do not apply to the response.

* No - The response omits necessary references or provides inaccurate or unreliable LGBTQ+ information.

* Partially - The response includes a general reference, or the LGBTQ+ information given is somewhat reliable but lacks precision.

* Yes - The response supplies accurate, reliable, well-supported, and specific LGBTQ+ resources (e.g., links, references, names of local organizations).

* Ignore - If no response supplied (e.g., "unable to help", low quality or nonsensical response).

'Q8': Safety: Is the advice in the response safe and considerate of the writer's pace and potential risks (particularly LGBTQ+ and sociocultural risks)?

* Irrelevant - The response does not provide any advice.

* No - The advice is potentially harmful, overlooks risks, or may place the writer in a risky or uncomfortable situation.

* Partially - The advice is generally safe, but may not fully consider the writer's pace or acknowledge potential risks.

* Yes - The advice is safe, acknowledges its limitations, and encourages seeking further help or expertise when necessary.

* Ignore - If no response supplied (e.g., "unable to help", low quality or nonsensical response).

'Q9': Authenticity: Does the response come across as authentic?

* Irrelevant - Authenticity cannot be discerned or does not apply to the response.

* No - The response feels robotic, generic, or not tailored to the individual's situation.

* Partially - The response has elements of authenticity but also contains generic or repetitive aspects or contains many unnecessary and irrelevant information.

* Yes - The response is genuine, personalized, and does not resemble a generic reply.

* Ignore - If no response supplied (e.g., "unable to help", low quality or nonsensical response).

'Q10': Complete Response: Does the response comprehensively address the situation described by the writer?

* Irrelevant - Addressing the situation is not necessary.

* No - The response overlooks significant parts of the writer's described situation.

* Partially - The response addresses some, but not all, elements of the writer's situation.

* Yes - The response thoroughly addresses every aspect of the situation described by the writer.

* Ignore - If no response supplied (e.g., "unable to help", low quality or nonsensical response).

Box E.4: MT-Bench - Prompt

You will be provided with two conversations between a model and a user.

The two conversations start with the same user prompt.

Your task is to determine which model is better.

Answer only: 'model_a', 'model_b' or 'tie'.

Please follow the JSON format below:

```
```json
{
 "winner": "model_a/model_b/tie"
}
```
```

**** Model A ****

[MODEL_A]

**** Model B ****

[MODEL_B]

Box E.5: Framing - Prompt

You will be provided with news articles related to climate change.
Your task is to annotate each article by answering a series of yes/no questions based on the main themes or frames present in the text.
Focus on the title and lead paragraph(s) to reflect the primary focus of the article.
If the theme or frame is not explicitly mentioned, answer 'no'.
You can only answer with 'yes' or 'no'.

Answer the following questions:
[QUESTION_GROUP]

Please follow the JSON format below when answering the questions:

```
```json
{
 [JSON_GROUP_GUIDELINES]
}
```
```

```
** Article **
[ARTICLE]
```

Box E.6: Framing - Questions

"re1": "Does this article predominantly (>70%) discuss a problem/issue related to climate change?",
"re2": "Does the story suggest a solution(s) to the issue/problem?",
"re3": "Is this problem/issue resolved in the story?",
"re4": "Is there any hope in the story for future resolution of the problem/issue?",
"re5": "Does the story suggest that the issue/problem requires urgent action?",
"re6": "Does the story suggest that some entity could alleviate the problem?",
"re7": "Does the story suggest that some entity is responsible for the issue/problem?",

"hi1": "Does the story provide a human example or a 'human face' on the problem/issue?",
"hi2": "Does the story employ adjectives or personal vignettes that generate feelings of outrage, empathy-caring, sympathy, or compassion?",
"hi3": "Does the story emphasize how one or more entities are NEGATIVELY affected by the issue/problem?",
"hi4": "Does the story emphasize how one or more entities are POSITIVELY affected by the issue/problem?",
"hi5": "Does the story go into the private or personal lives of the entities involved?",

"co1": "Does the story reflect disagreement between political parties/individuals/groups/countries?",
"co2": "Does one party/individual/group/country reproach another?",
"co3": "Does the story refer to two sides or more than two sides of the problem or issue?",
"co4": "Does the story refer to winners and losers?",

"mo1": "Does the story contain any moral message?",
"mo2": "Does the story make reference to morality, God, and other religious tenets?",
"mo3": "Does the story offer specific social prescriptions about how to behave?",

"ec1": "Is there a mention of financial losses or gains now or in the future?",
"ec2": "Is there a mention of the costs/degree of the expense involved?",
"ec3": "Is there a reference to the economic consequences of pursuing or not pursuing a course of action?"

Box E.7: Framing - Guidelines

"re1": "Mark 'yes' if the article predominantly (>70%)
"re2": "Mark 'yes' if a solution(s), or a strategy to mitigate the problem, is explicitly mentioned. A 'solution' can also be a 'strategy to mitigate the problem' (i.e., doesn't need to be perfect).",
"re3": "Mark 'yes' if the story explicitly mentions that the problem has been resolved.",
"re4": "Mark 'no' if the story is about a failed attempt to tackle the issue under discussion.",
"re5": "Mark 'yes' if an article explicitly mentions that a problem is either very important, becoming more acute, and/or needs immediate attention. Mark 'no' if a story mentions climate change as an ongoing problem or a problem that needs to be solved at some (unspecified) time in the future, but not

immediately.",

"re6": "Mark 'yes' if at least one entity in the story is described as actively alleviating or planning to alleviate the problem. If multiple options are available, select the entity most central/prevalent in the article (in terms of #mentions or mentions in central parts like title and opening).",

"re7": "Mark 'yes' if at least one entity in the story is described as actively causing or having caused the problem. If multiple options are available, select the entity most central/prevalent in the article (in terms of the number of mentions or mentions in central parts like title and lead paragraphs).",

"hi1": "Mark 'yes' if the story uses 'dramatization' (i.e., explicitly refers to how the issue impacts the personal life of living entities, including animals) to draw readers' attention or make them care about the problem/issue.",

"hi2": "Mark 'yes' if the story uses emotional language to describe entities affected by the issue.",

"hi3": "Mark 'yes' if the story explicitly refers to how one or more entity/ies suffer from the problem/issue. Select the most negatively affected entity.",

"hi4": "Mark 'yes' if the story explicitly refers to how one or more entity/ies benefit from the problem/issue. Select the most positively affected entity.",

"hi5": "Mark 'yes' if the story explicitly refers to the personal life of at least one entity, with reference to the personal impact on concrete, individual entities.",

"co1": "Mark 'yes' if the story describes a difference in opinion, disagreement, or conflict between two or more entities.",

"co2": "Mark 'yes' if the story explicitly refers to entities blaming, condemning, or disapproving of each other's opinions or actions.",

"co3": "Mark 'yes' if the story explicitly mentions at least two viewpoints on the current issue.",

"co4": "Mark 'yes' if the story explicitly refers to one or more 'winners' and/or 'losers' that emerged from an active conflict/argument/war. An entity can be both a winner and a loser.",

"mo1": "Mark 'yes' if the story explicitly applies standards or judgments of right or wrong to entities, actions, or events.",

"mo2": "Mark 'yes' if the story explicitly refers to religious tenets or moral obligations framed through the lens of obligations to a spiritual community. Select 'yes' also if the mention is indirect, e.g., through a quote or metaphor.",

"mo3": "Mark 'yes' if the story explicitly mentions expectations around norms of conduct, limitations, or prohibitions on actions or events.",

"ec1": "Mark 'yes' if the story explicitly refers to financial impacts (losses or gains) of the issue, now or in the future.",

"ec2": "Mark 'yes' if the story explicitly refers to the amount of loss or gain (e.g., specific values like '\$100,000' or phrases like 'enormous cost').",

"ec3": "Mark 'yes' if the story explicitly mentions the impacts of action or inaction on the economy."

Box E.8: CEBaB - Prompt

You will be provided with a restaurant review.

Your task is to analyze the review and determine the sentiment for the following four aspects: food, service, ambiance, and noise, as well as the number of stars (1-5).

The sentiment for each aspect can only be: 'Positive', 'Negative', or 'unknown'.

The number of stars must be 1, 2, 3, 4, or 5.

Please follow the JSON format below:

```
```json
{
 "food": "Positive/Negative/unknown",
 "service": "Positive/Negative/unknown",
 "ambiance": "Positive/Negative/unknown",
 "noise": "Positive/Negative/unknown",
 "stars": int
}
```
```

** Review **

[REVIEW]

Box E.9: SummEval - Prompt

You will be provided with a document and a summary generated by a model.

Your task is to evaluate the summary and rate each of the following aspects on a scale of 1 to 5:

- * **Relevance:** The rating measures how well the summary captures the key points of the article. Consider whether all and only the important aspects are contained in the summary.
- * **Consistency:** The rating measures whether the facts in the summary are consistent with the facts in the original article.

Consider whether the summary does reproduce all facts accurately and does not make up untrue information.

- * **Fluency:** This rating measures the quality of individual sentences, are they well-written and grammatically correct.

Consider the quality of individual sentences.

- * **Coherence:** The rating measures the quality of all sentences collectively, to the fit together and sound naturally.

Consider the quality of the summary as a whole.

Please follow the JSON format below:

```
```json
{
 "coherence": int (1-5),
 "consistency": int (1-5),
 "fluency": int (1-5),
 "relevance": int (1-5)
},
```
```

```
** Document **
[DOCUMENT]
```

```
** Summary **
[SUMMARY]
```

Box E.10: 10K Prompts - Prompt

You will be provided with a prompt for an LLM and asked to rate its quality on a scale of 1 to 5.

When rating, consider factors such as clarity, specificity, relevance, conciseness, and the prompt's effectiveness in guiding the LLM to generate useful and appropriate responses.

Use the following scale:

- 1 - very bad
- 2 - bad
- 3 - OK
- 4 - good
- 5 - very good

Please follow the JSON format below:

```
```json
{
 "quality": int (1-5)
},
```
```

```
** Prompt **
[PROMPT]
```

Box E.11: Lesion - Prompt

You will be provided with an image of a skin lesion.

Your task is to assess five features of the skin lesion visually.

Consider these features:

- * **Asymmetry:** symmetry of the lesion (scale 0-2, where 2 is high asymmetry)
- * **Border:** irregularity of the border (scale 0-2, where 2 is high irregularity)
- * **Color:** number of colors present (scale 1-6, where 6 is presence of many colors)
- * **Dermo:** presence of structures such as dots (scale 0-2, where 2 is strong presence of dermoscopic structure)
- * **Blue:** presence of a blueish glow (scale 0-2, where 2 is strong presence of a blueish glow)

»»» [IMAGE]

Evaluate this image and follow the JSON format below:

```
```json
{
 "Asymmetry": int (0-2),
 "Border": int (0-2),
 "Color": int (1-6),
 "Dermo": int (0-2),
 "Blue": int (0-2)
},,,
```

### Box E.12: KiloGram - Prompt

You will be provided with an image of a tangram.

Your task is to describe what the shape resembles.

Be concise, using only a word or a few words.

Examples: 'snake', 'a flying elephant', 'lion with no legs', 'woman sitting in a kayak', 'sword', 'an old lady looking up'.

»»» [IMAGE]

Complete: this shape, as a whole, looks like