

A Combinatorial Theory of Assembly Systems via Generating Functions

Andrés Ortiz-Muñoz
andortiz19@gmail.com

Santa Fe Institute

Abstract

This document presents a combinatorial framework for analyzing assembly systems using generating functions. We explore the theory through concrete examples, such as linear polymers, and develop recursive equations to characterize valid assemblies. The framework accommodates various levels of description, from atoms to complex molecular structures, and provides combinatorial interpretations for each generating function. This approach enables the study of equilibrium behavior and the computation of equilibrium probabilities in polymer ensembles.

1 Introduction

Assembly systems are fundamental to the life sciences, especially at the molecular level, where they play a crucial role in the formation and function of biological structures. These systems are characterized by a combinatorial explosion, where a limited set of components can combine in myriad ways to produce an extensive variety of structures. This diversity is not merely theoretical; it underpins the adaptability and functionality of biological systems, allowing them to evolve and respond to different environmental pressures. However, the sheer number of potential structures and their associated functions presents a significant challenge for researchers. General methods for enumerating all possible configurations in assembly systems and understanding their implications are largely unexplored.

To address these challenges, it is essential to develop robust theoretical and computational methods that can effectively describe the assembly processes and provide meaningful simulations and approximations. This document presents a comprehensive framework for analyzing assembly systems in equilibrium, utilizing the powerful tool of combinatorial generating functions [5, 4]. Through this framework, we aim to provide a deeper understanding of the underlying principles governing these systems.

We will delve into this theory through a series of examples centered on the solvable case of linear polymerization. These examples will demonstrate how generating functions can be employed to model the equilibrium concentrations of polymers and the probabilities of various polymer ensembles. The resulting expressions possess inherent combinatorial interpretations, providing valuable insights into the structural and functional aspects of the systems under investigation. Additionally, we will propose a roadmap for developing a general theory that can accommodate arbitrary assembly systems.

Although some elements of this theory have been previously examined within the framework of generating functions [8], the full scope of their combinatorial interpretations remains underexplored. Our approach not only builds upon but also extends existing theories, such as the *stochastic mechanics* framework by Baez and Biamonte [1, 3], and is closely aligned with species theory [2, 4, 6]. By synthesizing these perspectives, we aim to offer a more comprehensive understanding of assembly systems and their potential applications. The author has applied these methods to address a problem in protein polymerization with biological applications [7]. A key contribution of this work is the development of a method for computing generating functions for assembly systems capable of forming cycles, a challenge that is often difficult to tackle using combinatorial methods.




Figure 1: The bond system `LinearPolymers`. Top left shows a valid assembly. Bottom right shows an invalid assembly.

2 Linear Polymers

Let us begin with a simple example: linear polymers. Consider the bond system `LinearPolymers` shown in Figure 1. This system consists of two types of bonds:

- An order-0 bond representing an atom
- An order-1 bond representing a single bond between two atoms

The valid assemblies in this system are asymmetric linear polymers, where each atom can participate in at most two bonds — one as the i part and one as the j part. Figure 1 illustrates both a valid and an invalid assembly.

2.1 Species Generating Function

To analyze this system algebraically, we associate formal variables with each bond type:

- x for atoms (order-0 bonds)
- y for bonds (order-1 bonds)

For a polymer of length n , we can construct a monomial that encodes its structure:

$$\frac{1}{1} x^n y^{n-1}$$

where:

- x^n counts the atoms
- y^{n-1} counts the bonds
- The denominator (1) represents the number of automorphisms (which is trivial for asymmetric polymers)

The *species generating function* F for this system is then:

$$F = x + x^2 y + x^3 y^2 + \dots = \sum_{i=1}^{\infty} x^i y^{i-1}$$

It is important to note that this is a formal power series rather than a function of real variables. While we defer rigorous treatment of the underlying mathematics to future work, we can still leverage algebraic intuitions by providing combinatorial interpretations for each operation we use.

2.2 Assembly Recursion

A key insight comes from observing that the species generating function satisfies the recursive equation:

$$F = x + xyF \quad (1)$$

This can be solved to yield:

$$F = \frac{x}{1 - xy}$$

While this closed form is mathematically elegant, the recursive form in Equation 1 provides more insight into the assembly process. We can visualize this recursion graphically:

$$F = \bullet + \bullet \text{---} F$$

This equation has a natural combinatorial interpretation: “a linear polymer is either a single atom, or a partial bond attached to a linear polymer.” While this recursion may not reflect the actual physical assembly dynamics, it captures the reachability structure of valid assemblies.

The recursion provides a constructive procedure:

1. Start with the base case (single atom)
2. At each step, either:
 - Terminate the polymer
 - Extend by one unit using the second term

2.3 Computing Concentrations

Although the species generating function is initially a formal expression, we can use it to compute physically meaningful quantities such as equilibrium polymer concentrations. If we let x represent the exponential of the negative chemical potential of atoms, and y represent the exponential of the negative free energy of bonds, then the monomial corresponding to a polymer of length n gives its equilibrium concentration:

$$c_n = x^n y^{n-1}.$$

This follows naturally from detailed balance. Consider a binding reaction of the form $A_i + A_j \leftrightarrow A_{i+j}$. At equilibrium, the concentrations must satisfy:

$$\frac{c_{i+j}}{c_i c_j} = \exp(-\Delta G_{i+j} + \Delta G_i + \Delta G_j),$$

where ΔG_n is the free energy of a polymer of length n . Since the only energetic difference between reactants and products is the formation of a single bond, we have:

$$\frac{c_{i+j}}{c_i c_j} = y.$$

This relation directly leads to our concentration formula above.

For a mass-conserving system where the total concentration of atoms c is fixed, we have:

$$\sum_n n c_n = c.$$

We can obtain this expression by taking the derivative of F with respect to x and multiplying by x :

$$x \frac{dF}{dx} = \sum_n n x^n y^{n-1} = c, \quad (2)$$

which yields the total concentration of polymers:

$$c = \frac{x}{(1 - xy)^2}.$$

Given the total atom concentration c and bond free energy (encoded in y), we can solve Equation 2 for x to obtain:

$$x = \frac{1}{c} \left(\frac{1 - \sqrt{1 + 4cy}}{2y} \right)^2.$$

With this expression for x , we can compute the equilibrium concentration of polymers of any length n :

$$c_n = \frac{y^{n-1}}{c^n} \left(\frac{1 - \sqrt{1 + 4cy}}{2y} \right)^{2n}.$$

The form of Equation 2 suggests an interesting combinatorial interpretation, which we will explore after introducing the combinatorial meaning of the derivative operator.

2.4 Ensemble Generating Function

The species generating function has a deeper physical interpretation beyond its role as a formal expression or polymer generating function. It connects directly to statistical mechanics through the grand potential in the grand canonical ensemble. When we interpret x and y as (exponentials of) chemical potentials for atoms and bonds respectively, we can construct the partition function for the grand canonical ensemble. This partition function determines equilibrium probabilities of microstates—which in our case are ensembles of polymers. As we will see, this partition function also has a natural combinatorial interpretation as the generating function of polymer ensembles.

We define the *ensemble generating function* as:

$$Z = e^F.$$

To understand this function's combinatorial meaning, let us first examine the exponential function itself. Written as a power series:

$$e^x = 1 + x + \frac{x^2}{2} + \frac{x^3}{6} + \dots = \sum_{i=0}^{\infty} \frac{x^i}{i!}.$$

Following our interpretation scheme where monomials count units in exponents and automorphisms in coefficients, we need to understand terms of the form $x^n/n!$. Consider a set of n elements—any permutation yields the same set:

$$\{1, 2, 3\} = \{1, 3, 2\} = \{2, 1, 3\} = \{2, 3, 1\} = \{3, 1, 2\} = \{3, 2, 1\}.$$

Since order is irrelevant in sets, each set of size n has $n!$ automorphisms—the number of possible permutations. Therefore, a set of n elements corresponds to the monomial $x^n/n!$ in the generating function. The exponential function thus emerges naturally as the generating function of finite sets, which we prefer to call *ensembles*. We represent these graphically as blue circles containing objects:

$$e^x = \text{blue circle} + \text{blue circle with 1 dot} + \text{blue circle with 2 dots} + \text{blue circle with 3 dots} + \dots$$

The ensemble generating function $Z = e^F$ combines two generating functions through composition. In combinatorial terms, function composition corresponds to structure composition—if F generates F -structures and G generates G -structures, then $F(G)$ generates F -structures of G -structures. Therefore, e^F generates ensembles of polymers, since F generates polymers and e^x generates ensembles.

2.5 Formal Derivative

To verify that our interpretation makes sense, let us introduce another operation and give it a combinatorial interpretation. While derivatives are typically defined using limits as

$$\frac{df}{dx} = \lim_{h \rightarrow 0} \frac{f(x+h) - f(x)}{h},$$

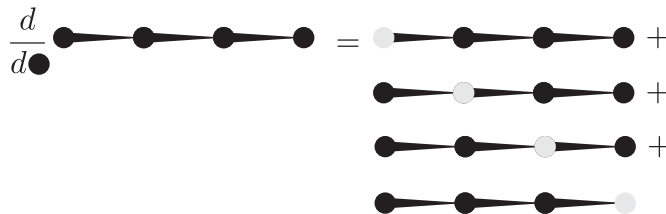
we will provide a formal interpretation without resorting to limits. We call this interpretation “formal” because it operates on formal power series rather than real-valued functions. Let us begin with the standard derivative rule

$$\frac{dx^n}{x} = nx^{n-1}.$$

Consider a single polymer of length 4. Taking its derivative with respect to x gives:

$$\frac{d(x^4 y^3)}{dx} = 4x^3 y^3.$$

We argue that taking derivatives amounts to “removing” or “marking” one instance of the variable we differentiate with respect to. Let us illustrate this graphically:



This expression shows that there are 4 ways of removing an x in this polymer, each indicated by a grayed-out atom. After removing one x , we are left with only 3, hence $4x^3 y^3$. The removed x should be thought of as not being present at all—we draw them in gray merely to indicate their former positions. In a sense, the gray atoms represent the number 1.

Let us test this interpretation by applying it to the closed-form expression for F , this time taking a derivative with respect to y to remove a bond. Since F generates all polymers, removing a bond should generally result in two polymers. Using the quotient rule:


$$\frac{dF}{dy} = \frac{d}{dy} \left(\frac{x}{1-xy} \right) = -\frac{x}{(1-xy)^2} (-x) = \frac{x^2}{(1-xy)^2} = F^2. \quad (3)$$

Indeed, this confirms that removing a bond from a linear polymer results in a pair of polymers, hence the F^2 .

For ensembles with n copies of x , removing one should yield an ensemble with $n-1$ copies, since they are indistinguishable. We see this formally in:

$$\frac{d}{dx} \left(\frac{x^n}{n!} \right) = \frac{x^{n-1}}{(n-1)!}.$$

Graphically:



Applied to the ensemble generating function, removing a copy of x from an ensemble should yield an ensemble. This gives us the familiar result:

$$\frac{de^x}{dx} = e^x.$$

2.6 Formal Integral

We can use Equation 3 to obtain another recursion for F , but first we must introduce the integral. While integration is traditionally defined using Riemann sums or Lebesgue integration, we will develop a simpler formal/combinatorial interpretation—though one that proves more complex than our other operations. Let us introduce the notation:

$$\int dx f \equiv \int_0^x f(x) dx.$$

This notation makes the limits implicit and, by bringing the differential dx to the left, treats integration as a left-applied operator. The fundamental theorem of calculus becomes:

$$\int dx \frac{df}{dx} = f - f_0,$$

where f_0 denotes the part of f without any x . Applying this to our polymer generating function's derivative yields:

$$F = x + \int dy F^2. \quad (4)$$

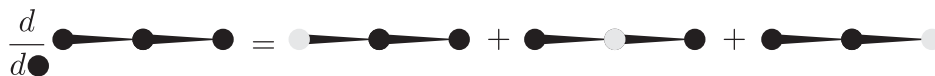
The integral's interpretation requires careful consideration. For a single monomial:

$$\int dy y^n = \frac{y^{n+1}}{n+1}.$$

This suggests the integral adds a y to a structure—consistent with differentiation removing one. However, the denominator $n+1$ requires explanation. Consider:

$$\int dy (ny^{n-1}) = y^n.$$

If we interpret the integrand as n different terms reduced to a single term, we see that integration—unlike our other operations—can combine multiple terms into one. The added y should not be “distinguished.” Simple multiplication by y would incorrectly distinguish it. Consider this derivative graphically:



Formally:

$$\frac{dx^3 y^2}{dx} = 3x^2 y^2.$$

Multiplying by x gives:

$$x \frac{dx^3 y^2}{dx} = 3x^3 y^2.$$

This almost recovers the original expression but includes an extra factor of 3. Graphically:



The removed x s have been “restored” but are now distinguished (indicated by red dots). To recover the original polymer, we must identify these as representing the same structure. The integral achieves this by merging all three structures into one through implicit division by 3.

With this interpretation, we can read Equation 4 combinatorially as saying “a linear polymer is either a single atom or two linear polymers joined by a bond.” While not a dynamic equation, it reflects a possible polymerization mechanism. Both this and Equation 1 capture potential polymerization pathways—one by adding monomers sequentially, the other by joining polymers of arbitrary lengths. Together, they generate the same class of polymers.

2.7 Ensemble Recursion

We are now in a position to obtain a recursion not merely for the polymers, but for ensembles of polymers. Let us return to the ensemble generating function and evaluate its derivative. From a simple chain rule, we get:

$$\frac{dZ}{dy} = \frac{dZ}{dF} \frac{dF}{dy} = e^F \frac{x^2}{(1-xy)^2} = ZF^2. \quad (5)$$

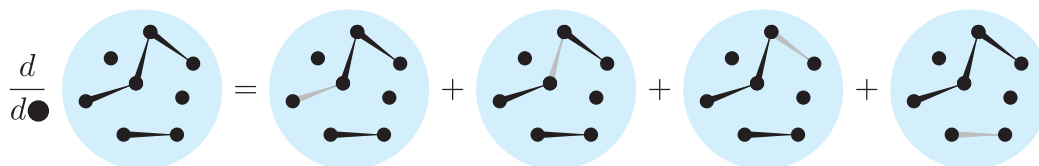
This has a natural combinatorial interpretation: erasing a bond from an ensemble of polymers is equivalent to taking an ensemble of polymers and adding two distinguished polymers. To see this graphically, consider an ensemble containing two monomers, one dimer, and one tetramer. The corresponding monomial is:

$$\left(\frac{x^2}{2!}\right) \left(\frac{x^2y}{1!}\right) \left(\frac{x^4y^3}{1!}\right) = \frac{x^6y^4}{2}.$$

The power of x reflects the total number of atoms (6), while the power of y reflects the total number of bonds (4). The denominator 2 accounts for the fact that the two monomers can be permuted without affecting the ensemble. Taking the derivative with respect to y —removing a bond—yields:

$$\frac{d}{dy} \left(\frac{x^6y^4}{2}\right) = 2x^6y^3.$$

Graphically, this becomes:



Converting this graphical expression back to formal notation:

$$\frac{d}{dy} \left(\frac{x^6y^4}{2}\right) = 3\frac{x^6y^3}{2} + \frac{x^6y^3}{2}.$$

The first term corresponds to the three ways of erasing a bond from the tetramer, and the second term corresponds to erasing the bond in the dimer. In each case, since the polymer from which we have erased a bond can be distinguished from the rest, we may “take it outside” of the ensemble—confirming the combinatorial interpretation of Equation 5.

Finally, integrating Equation 5 yields the recursive expression:

$$Z = e^x + \int dy ZF^2.$$

We can interpret this expression as saying that “an ensemble of polymers is either an ensemble of free atoms or an ensemble of polymers with two polymers joined together.”

2.8 Computing Probabilities

The ensemble generating function allows us to compute equilibrium probabilities of polymer ensembles, similar to how the species generating function is used for equilibrium polymer concentrations. A polymer ensemble can be represented as a collection of polymers of varying lengths. Formally, this is a function $n : \mathbb{N} \rightarrow \mathbb{N}$, mapping each length to the number of polymers of that length, with the constraint that the total number of polymers is finite, i.e., $\sum_i n_i < \infty$. We denote the set of all such functions as $\mathbb{N}[\mathbb{N}]$. In the grand canonical ensemble, the probability of a given ensemble is expressed as:

$$P(n) = \frac{1}{Z} \prod_{i \in \mathbb{N}} \frac{(x^i y^{i-1})^{n_i}}{n_i!}.$$

Here, the computation of Z , the partition function, is the primary challenge in determining the probabilities of states in a grand canonical ensemble. For our system, the partition function is given by:

$$Z = \exp\left(\frac{x}{1-xy}\right),$$

which is relatively straightforward to compute.

In a canonical ensemble, where the total number of atoms $N = \sum_i in_i$ is fixed, the probability of an ensemble is given by:

$$P(n) = \frac{1}{Z_N} \prod_{i \in \mathbb{N}} \frac{(x^i y^{i-1})^{n_i}}{n_i!},$$

where Z_N is the partition function for a system with N atoms. Again, computing Z_N is the main difficulty in determining state probabilities in a canonical ensemble. Since the state n contains a total of N atoms, the sum of the exponents of x will be N , allowing us to factor out x^N from the product:

$$P(n) = \frac{x^N}{Z_N} \prod_{i \in \mathbb{N}} \frac{(y^{i-1})^{n_i}}{n_i!}.$$

All ensembles with N atoms contribute this term x^N , enabling us to factor it out of the partition function entirely. By defining $Y_N = Z_N/x^N$, which does not depend on x , we can rewrite the probability as:

$$P(n) = \frac{1}{Y_N} \prod_{i \in \mathbb{N}} \frac{(y^{i-1})^{n_i}}{n_i!}.$$

The ensemble generating function can thus be expressed as:

$$Z = \sum_{N \in \mathbb{N}} Y_N x^N.$$

In this context, Y_N are the coefficients of x^N in the expansion of Z . These coefficients can be computed using:

$$Y_N = \frac{1}{N!} \frac{d^N}{dx^N} \exp\left(\frac{x}{1-xy}\right) \Big|_{x=0}.$$

Calculating these derivatives can be challenging. The multivariable Faà di Bruno formula provides an exact expression for higher derivatives of a composition of functions. Specifically, the formula for the n -th derivative of a composition of two functions is:

$$\frac{d^n}{dx^n} f(g(x)) = \sum_{\sigma \in \Sigma_n} f^{(\sigma)}(g(x)) \prod_{B \in \sigma} g^{(|B|)}(x),$$

where Σ_n is the set of all partitions of a set of n elements, and $f^{(\sigma)}$ and $g^{(\sigma)}$ are the σ -th derivatives of f and g , respectively. For the ensemble generating function $Z = e^F$, the presence of the exponential function simplifies the formula:

$$\frac{d^n}{dx^n} e^F = e^F \sum_{\sigma \in \Sigma_n} \prod_{B \in \sigma} F^{(|B|)}(x).$$

It is possible to compute the higher derivatives of F using another application of the Faà di Bruno Formula, by observing that

$$F = \exp(\ln x - \ln(1-xy)),$$

so

$$F^{(|B|)}(x) = \frac{x}{1-xy} \sum_{\sigma \in \Sigma_{|B|}} \prod_{B' \in \sigma} (|B'| - 1)! \left(\left(\frac{y}{1-xy} \right)^{|B'|} - \left(-\frac{1}{x} \right)^{|B'|} \right).$$

Analytic combinatorics provides methods for approximating these coefficients. Notably, the saddle point method described by Flajolet and Sedgewick [5] effectively translates to using the equilibrium concentrations of the continuous system to approximate the partition functions of the discrete system.

3 Polymers with Rings

3.1 Species generating function

We consider now a system of polymerization with the same bond system as `LinearPolymers`, but this time the polymers are allowed to close in on themselves, forming *rings*. We will denote this system as `PolymersWithRings`. We can think of this system as consisting of flexible polymers, whereas the previous one consists of fairly rigid polymers. This system illustrates that it is possible to have different assembly systems that have the same bond system. The difference is, again, in what bond structures we regard as valid assemblies.

To begin, let us write down the species generating function for this system. It consists of two parts, one corresponding to linear polymers, which we have already computed in the previous section, and another one corresponding to rings. Let us express this as

$$F = F_l + F_r,$$

where F_l is the part corresponding to linear polymers and, hence

$$F_l = \frac{x}{1 - xy},$$

And F_r corresponds to the rings. Let us consider the combinatorial scenario we have with rings. A ring of length n will have exactly n atoms and the same number of bonds. This differs from the linear polymers case, in which the number of bonds always is one less than the number of atoms. Another key difference to the linear polymers case is that a ring possesses non-trivial automorphisms. This is because for a ring of length n , each possible rotation of the ring results in exactly the same structure. Since there are n possible rotations, including the null rotation, a ring of size n has exactly n symmetries. With this information we can write the ring part of the species generating function as

$$F_r = xy + \frac{x^2y^2}{2} + \frac{x^3y^3}{3} + \dots = \sum_{i=1}^{\infty} \frac{x^i y^i}{i}.$$

This expression has a well-known closed-form expression. It is the series associated with the logarithm. More precisely, we have the following

$$F_r = -\ln(1 - xy).$$

3.2 Derivatives and integrals

Interestingly, we have that, formally, if we take the derivative of F_r with respect to y , we obtain

$$\frac{dF_r}{dy} = -\frac{1}{1 - xy}(-x) = F_l.$$

This makes perfect sense combinatorially, since we know that the effect of taking a derivative with respect to y is removing an instance of y , a bond. Indeed, if we remove a bond from a cyclical polymer, we should get a simple, linear polymer. Going in the other direction also works. That is, taking an integral of F_l with respect to y should give us F_r . Formally, we have

$$\int dy F_l = \int dy \frac{x}{1 - xy} = x \int dy \frac{1}{1 - xy} = x \left(-\frac{1}{x} \ln(1 - xy) \right) = -\ln(1 - xy) = F_r.$$

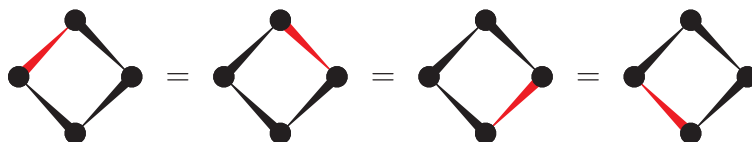
Combinatorially, this integral is a bit more subtle than the interpretation of the derivative of rings. Recall that we observed in the previous section that the combinatorial derivative may merge several structures into a single one. That is not exactly the case here, though something like that is taking place. Let us focus on a single polymer, say of length 4. The monomial associated with this polymer is x^4y^3 . If we take the formal integral of this monomial we obtain

$$\int dy (x^4y^3) = \frac{x^4y^4}{4}.$$


The resulting expression is exactly the monomial associated with a ring of size 4. As opposed to the combinatorial integral we illustrated in the previous section, this integral takes a single structure and produces a single structure, as opposed to taking multiple structures and merging them into one. What is happening here is that the division by 4 that results from the integration is, rather than merging 4 structures into a single one, it is “dividing” a single structure into 4 different parts. Effectively, this results in the output structure acquiring 4 automorphisms. In order to see this, let us first look formally at the following expression

$$y(x^4y^3) = x^4y^4.$$

Combinatorially, this amounts to adding a distinguished y to a polymer of length 4. There are several ways in which we can interpret this graphically, but the one that is useful for our current purposes is the following series of equalities



The y that is being multiplied is shown in red. Here we can see that if we had integrated with respect to y , instead of merely multiplying times y , the red bond would not be distinguished and we would get simply a ring of size 4. But each of these four apparently different representations would result in the same ring. One can think of this as a “degeneracy” of 4, which results in us having to divide by 4 when we integrate instead of multiply. Graphically, we can express the integral as



3.3 Recursion for species

Collecting together the linear and ring parts of the species generating function, we get the following expression

$$F = \frac{x}{1 - xy} - \ln(1 - xy). \quad (6)$$

It is not so obvious how to get a recursion from this expression in a similar way to what we did for the purely linear case. However, we can obtain a recursion by taking derivatives with respect to x and y and relating them. We have already seen the following derivative

$$\frac{dF}{dy} = \frac{x^2}{(1 - xy)^2} + \frac{x}{1 - xy}.$$

In order to obtain a recursion, we need to relate this expression to F itself, and then use the integral. We will do that by first taking a derivative with respect to x

$$\frac{dF}{dx} = \frac{1}{(1 - xy)^2} + \frac{y}{1 - xy}.$$

Now notice that these derivatives are related in the following way

$$\frac{dF}{dy} = x + x^2 \frac{dF}{dx}.$$

We can make sense of this expression combinatorially as follows. On the left-hand-side we have an operation that discounts a bond from a polymer, be it linear or a ring. On the right-hand-side we have the first term, which is a single atom. This corresponds to the special case in which the polymer we remove a bond from is actually a size-one ring, in which case, after removing the only bond, a single atom is left. The second term

corresponds to all the other cases. Notice that in all other cases, removing a bond always leaves two atoms free. This is equivalent to removing an atom from some polymer and replacing it by two other atoms, as if they were the atoms left free after removing a bond. Finally, in order to obtain the recursion, we simply use the fundamental theorem of calculus

$$F = x + xy + \int dyx^2 \frac{dF}{dx}.$$

Combinatorially, we can read this as “a polymer is either a single atom, a size-1 ring, or some polymer in which an atom has been replaced by a length-2 linear polymer.” As opposed to the two recursions we obtained for linear polymers, this one does not have a clear correspondence to a physical process. In this case, the recursion is merely structural/formal, but it achieves the reachability we desire.

In many cases, it may be possible that rings of only a minimum size can form. In this case, in order to obtain the right species generating function, we only need to change the minimum ring term in the recursion

$$F = x + \frac{x^n y^n}{n} + \int dyx^2 \frac{dF}{dx},$$

where n is the minimum ring size.

3.4 Computing Concentrations

Equation 6 allows us to address the conservation problem for the PolymersWithRings system. Let c represent the total concentration of atoms. We then have:

$$c = x \frac{dF}{dx} = \frac{x}{(1-xy)^2} + \frac{xy}{1-xy}.$$

Our goal is to determine x , the concentration of free monomers. This leads to a quadratic equation, which can be solved explicitly as follows:

$$x = \frac{(2c+1)y + 1 - \sqrt{(y-1)^2 + 4(c+1)y}}{2(c+1)y^2}.$$

Using this expression, we can calculate the concentrations of polymers or rings of length n :

$$c_n = x^n y^{n-1}, \quad r_n = \frac{x^n y^n}{n}.$$

3.5 Ensemble Recursion

We now turn our attention to deriving a recursion for the ensemble generating function. Recall that the ensemble generating function is defined as:

$$Z = e^F.$$

Although the species generating function contains a logarithm, which might suggest the expression:

$$Z = \frac{1}{1-xy} \exp\left(\frac{x}{1-xy}\right),$$

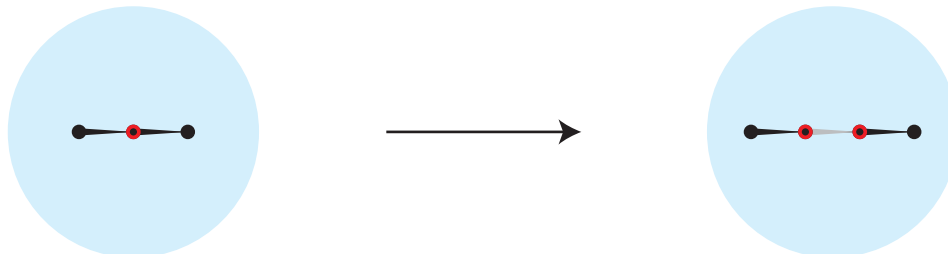
this form is not particularly helpful for deriving a recursion. (For a fascinating link between the exponential, logarithm, and geometric series from a combinatorial viewpoint, see Appendix B.) Instead, we apply the chain rule to find the derivatives of the ensemble generating function:

$$\frac{dZ}{dy} = Z \frac{dF}{dy} \quad \text{and} \quad \frac{dZ}{dx} = Z \frac{dF}{dx}.$$

From the previous section, we derive:

$$\frac{dZ}{dy} = xZ + x^2 \frac{dZ}{dx}.$$

This expression can be interpreted combinatorially. The left-hand side represents the removal of a bond from an ensemble. The first term on the right-hand side (xZ) corresponds to the scenario where the removed bond was part of a ring of size 1, leaving a single atom (x) and the rest of the ensemble unchanged (Z). The second term ($x^2 \frac{dZ}{dx}$) applies when the removed bond was part of a structure other than a size-1 ring, resulting in two free atoms (x^2) and an ensemble missing one atom (dZ/dx). This scenario can be visualized as replacing a single atom with two atoms and an erased bond between them, effectively extending a polymer (or ring) by one atom, as shown here:



Finally, we can convert the differential expression into a recursion for ensembles by integrating with respect to y :

$$Z = e^x + \int dy \left(xZ + x^2 \frac{dZ}{dx} \right).$$

4 Conclusion

In this paper, we have developed a combinatorial framework for analyzing assembly systems using generating functions. Through detailed examination of linear polymers and polymers with rings, we demonstrated how this approach enables both structural analysis and computation of physical quantities like equilibrium concentrations and ensemble probabilities. The framework's key strengths include:

- A natural correspondence between combinatorial operations and physical processes
- Recursive equations that characterize valid assemblies
- Methods for computing equilibrium concentrations and probabilities
- A flexible formalism that can accommodate different levels of description

While we focused primarily on polymer systems, the framework developed here is applicable to a broader range of assembly systems. Future work could extend these methods to more complex scenarios, such as branched polymers, protein complexes, and other hierarchical molecular structures. Additionally, the connection between combinatorial operations and physical processes suggests potential applications in studying assembly dynamics and kinetics.

The relationship between generating functions and statistical mechanics, particularly through the grand canonical ensemble, offers promising directions for further theoretical development. This could include more detailed analysis of phase transitions, exploration of non-equilibrium dynamics, and extensions to quantum mechanical systems.

References

- [1] John C Baez and Jacob D Biamonte. *Quantum techniques in stochastic mechanics*. World Scientific, 2018.
- [2] John C Baez and James Dolan. From finite sets to feynman diagrams. *Mathematics unlimited—2001 and beyond*, pages 29–50, 2001.
- [3] John C Baez and Brendan Fong. Quantum techniques for studying equilibrium in reaction networks. *Journal of Complex Networks*, 3(1):22–34, 2015.

- [4] François Bergeron, Gilbert Labelle, and Pierre Leroux. *Combinatorial Species and Tree-Like Structures*. Cambridge University Press, 1998.
- [5] Philippe Flajolet and Robert Sedgewick. *Analytic Combinatorics*. Cambridge University Press, 2009.
- [6] André Joyal. Une théorie combinatoire des séries formelles. *Advances in mathematics*, 42(1):1–82, 1981.
- [7] Andrés Ortiz-Muñoz, Héctor F. Medina-Abarca, and Walter Fontana. Combinatorial protein–protein interactions on a polymerizing scaffold. *Proceedings of the National Academy of Sciences*, 117(6):2930–2937, 2020.
- [8] Peter Whittle. *Systems in stochastic equilibrium*. John Wiley & Sons, Inc., 1986.

A Assembly Systems

An assembly system comprises building blocks that can join together through various types of bonds. The specification of possible interactions within an assembly system should naturally give rise to dynamics describing the assembly process. Given the diversity of components and bonds encountered in practice, we require a general formalism for specifying interactions in arbitrary binding systems.

A.1 Bond systems

Definition 1. A *bond system* is a tuple $(B, C, s, t, 1, \cdot)$, where B is a set of *bonds*, C is a set of *content* relations, and $s, t : C \rightarrow B$ are *source* and *target* functions. For $c \in C$ with $s(c) = x$ and $t(c) = y$, we write $x \xrightarrow{c} y$ or $c : x \rightarrow y$, indicating that x *contains* y . Each bond $x \in B$ has an *identity* containment $1_x : x \rightarrow x$, meaning every bond trivially contains itself. For $c : x \rightarrow y$ and $c' : y \rightarrow z$, their composition is $cc' : x \rightarrow z$. These data must satisfy:

1. Identity laws: For each $c : x \rightarrow y$, $1_x c = c = c 1_y$
2. Associativity: For $c : x \rightarrow y$, $c' : y \rightarrow z$, $c'' : z \rightarrow w$, $c(c'c'') = (cc')c''$
3. Anti-symmetry: For $c : x \rightarrow y$ and $c' : y \rightarrow x$, $x = y$
4. Left cancellation: For $c, c' : x \rightarrow y$ and $c'' : y \rightarrow z$, if $cc'' = c'c''$, then $c = c'$

Remark. In categorical terms, a bond system is a skeletal category where all morphisms are monomorphisms. Skeletality ensures unique representation of bonds, while the monomorphism property ensures containment relations behave like set injections.

Example 1. Figure 2 illustrates a bond system on the left.

A bond system thus specifies possible bonds and their binding relationships. Notably, it makes no fundamental distinction between bonds and the entities they bind, treating atoms as special bonds that contain only themselves. We define the *order* of a bond hierarchically: A bond has order 0 if it contains no bonds other than itself (we call these *atoms*). Inductively, a bond has order n if the maximum order among its contained bonds is $n - 1$. Order-1 bonds are inherently one-dimensional, corresponding to typical chemical bonds. Order-2 bonds are two-dimensional, encompassing structures like benzene rings and pyrroles. This hierarchy extends naturally to higher-order bonds, allowing description of complex molecular configurations beyond classical chemistry. For instance, one could define amino acids or nucleotides as bonds, using them to describe proteins and nucleic acids. The system can further accommodate secondary, tertiary, and quaternary structures through appropriate higher-order bonds.

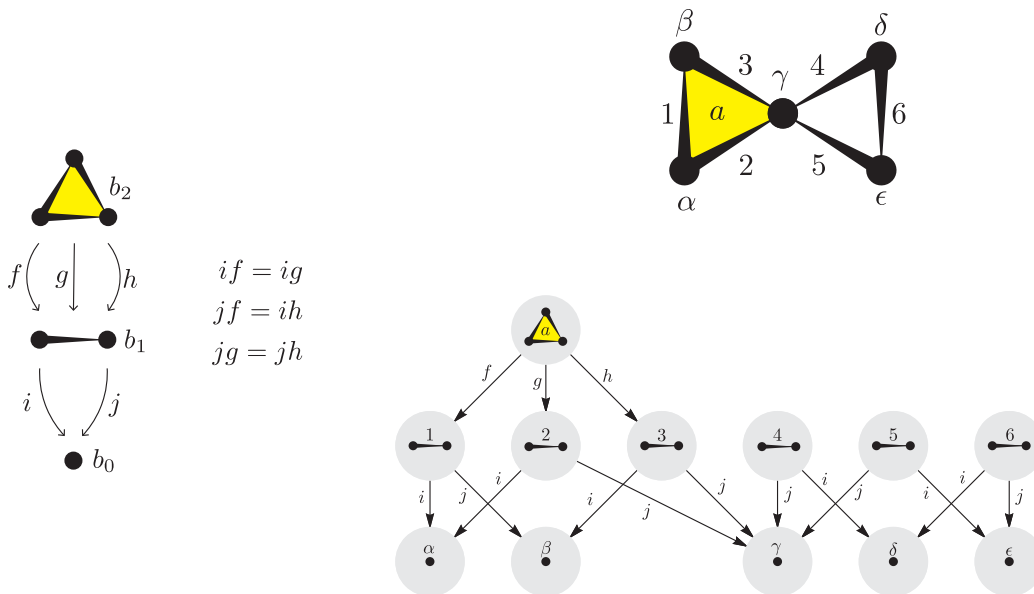


Figure 2: A bond system with an example structure.

A.2 Bond Structures and Valid Assemblies

We now develop a framework for describing the structures that can be built from a bond system, and establish criteria for determining which structures are physically valid.

Definition 2. Given a bond system $(B, C, s, t, 1, \cdot)$, a *bond structure* F consists of:

- For each bond $b \in B$, a set $F[b]$ of *instances* of that bond
- For each containment relation $c : x \rightarrow y$, an injective function $F[c] : F[x] \rightarrow F[y]$

A bond structure represents a concrete assembly built from the bonds in a system. Each set $F[b]$ contains copies of bond b , while the functions $F[c]$ specify how these copies connect to each other. The injectivity condition ensures that no two copies of a bond share the same connection point in another bond.

Example 2. Figure 2 illustrates both a bond system and an example structure. The diagram in the bottom right shows how the structure’s bonds are connected. Note that while no two b_1 bonds can share the same i bond b_0 , a given b_1 bond can share its i bond with another bond’s j bond—for instance, bonds 1 and 2 share the atom α in this way.

The ability for bonds to share parts leads naturally to a notion of connectivity. A bond structure is *connected* if its underlying graph (ignoring edge directions) is connected. The example in Figure 2 shows a connected structure.

A.3 Physical Validity

While our framework provides a “syntax” for describing possible structures, we need additional criteria to determine which structures are physically valid. This is analogous to how logical systems use axioms and deduction rules to determine which well-formed expressions are valid.

It is important to note that this theory is phenomenological in nature. Even when we can formally specify which structures are valid, this does not guarantee their existence in nature. The theory’s predictive power is inherently limited by our empirical understanding of the system being modeled. However, the framework is flexible enough to incorporate new observations and constraints as our understanding improves.

For example, while proteins are fundamentally made of atoms, we often model them using higher-level building blocks like amino acids or secondary structure elements (α helices and β sheets). The bond system formalism can accommodate these different levels of description.

In practice, the validity of structures is best determined through dynamics—specifically, which structures are reachable through physical assembly processes. While we defer a detailed treatment of dynamics to a future publication, we can still study equilibrium behavior. Under appropriate assumptions (particularly detailed balance), the equilibrium distribution depends only on:

1. Which structures are reachable
2. The energy content (chemical potential) of the bonds

We will develop this equilibrium theory through examples, using generating functions as our primary tool. These functions will provide recursive equations characterizing valid assemblies. Along the way, we shall introduce new operations on generating functions as needed, providing combinatorial interpretations for each. The rigorous mathematical foundations underlying these interpretations will be presented in future work.

B Connection to permutations

Let us denote the geometric series as follows

$$L = \sum_{i=0}^{\infty} x^i = \frac{1}{1-x}.$$

This series resembles the species generating function for linear polymers, but simplified to only atoms without bonds. It has a natural combinatorial interpretation as the generating function of strings, which explains its appearance in the species generating function for polymers. In combinatorics, we often study *labeled* structures, where each part carries a distinguishing label. When applied to strings, this yields labeled strings. For a string of length n , there are $n!$ possible labelings, since we have n choices for the first label, $n-1$ for the second, and so forth. This establishes a natural correspondence between labeled strings and permutations. The generating function for such labeled structures turns out to be the geometric series, as the coefficients in the generating function are obtained by dividing the number of labeled structures by the number of possible label permutations. More generally, the generating function for labeled structures takes the form

$$G = \sum_{i=0}^{\infty} \frac{g_i}{i!} x^i,$$

where g_i is the number of labeled structures of size i . Thus, the generating function of labeled strings is as follows

$$L = \sum_{i=0}^{\infty} \frac{i!}{i!} x^i = \frac{1}{1-x},$$

which is nothing but the geometric series.

Let us now denote the harmonic series as follows

$$H = \sum_{i=1}^{\infty} \frac{x^i}{i} = -\ln(1-x).$$

We can see this as the generating function for rings, since the denominator of x^i is the number of automorphisms of a ring of size i . Seen as a generating function of labeled structures, this is the generating function of labeled rings. Finally, we consider the exponential function expressed as a power series

$$E = \sum_{i=0}^{\infty} \frac{x^i}{i!}.$$

As we saw before, this is the generating function of finite sets, also finite ensembles. Since the order of the elements of a set does not matter, the number of automorphisms of a set is exactly the number of permutations of its elements, which is given by the factorial of the size of the set. Moreover, there is only one way to label the elements of a set, so the generating function of labeled sets is exactly the exponential

function. We can now make a connection between, strings, rings, and ensembles by observing the following identity

$$L = E(H)$$

If we interpret this expression combinatorially, we see that a string is an ensemble of rings. This becomes clearer when considering labeled structures. Indeed, a fundamental theorem in group theory states that every permutation has a unique cycle decomposition into disjoint cyclic permutations. This is known as the *cycle decomposition* of a permutation.

Another interesting connection between L and E is the following

$$H = \int dx L.$$