

State Noise Density Identification of LTV System by Kernel Deconvolution

Jindřich Duník, Oliver Kost, Ondřej Straka*

* *Department of Cybernetics
Faculty of Applied Sciences, University of West Bohemia,
Univerzitní 8, 306 14 Pilsen, Czech Republic
E-mails: {dunikj,kost,straka30}@kky.zcu.cz*

Abstract: This paper focuses on identification of the state noise density of a linear time-varying system described by the state-space model with the known measurement noise density. For this purpose, a novel method extending the capabilities of the measurement difference method (MDM) is proposed. The proposed method is based on the enhanced MDM residue calculation being a sum of the state and measurement noise, and on the construction of the residue sample kernel density. The state noise density is then estimated by the density deconvolution algorithm utilising the Fourier transform. The developed method is supplemented with automatic selection of the deconvolution user-defined parameters based on the proposed method of the noise moment equality. The state noise density estimation performance is evaluated in numerical examples and supplemented with the MATLAB® example implementation.

Keywords: Linear systems, Noise PDF, Noise identification, Kernel density, Density deconvolution, Measurement Difference Method.

1. INTRODUCTION

Modern control, fault detection, and signal-processing algorithms rely on availability of an accurate model of the system, often in the state-space form (Simon, 2006; Crassidis and Junkins, 2012). The model describes time behaviour of the unknown (but inferred) system quantities called the state and the relation between the state and the available noisy measurement produced by sensors. The state-space model can virtually be seen as a composition of two sub-models: *deterministic* and *stochastic*. The former captures system behaviour arising often from the first principles, based on physical, kinematical, chemical, mathematical, biological, or other laws and rules. The latter characterises the uncertain behaviour of the state and measurement, where the uncertainty is modelled by noises described in the stochastic framework. Due to the inherent difficulty in uncertainty modelling using the first principles, the noise is at least in part identified from data.

In this paper, we consider the linear time-varying (LTV) discrete-in-time stochastic dynamic model in state-space representation with additive noises

$$\mathbf{x}_{k+1} = \mathbf{F}_k \mathbf{x}_k + \mathbf{G}_k \mathbf{u}_k + \mathbf{w}_k, \quad (1a)$$

$$\mathbf{z}_k = \mathbf{H}_k \mathbf{x}_k + \mathbf{v}_k, \quad (1b)$$

where $k = 0, 1, 2, \dots, \tau$ denotes a time instant and the vectors $\mathbf{x}_k \in \mathbb{R}^{n_x}$, $\mathbf{u}_k \in \mathbb{R}^{n_u}$, and $\mathbf{z}_k \in \mathbb{R}^{n_z}$ represent the immeasurable state of the system, the available control, and the available measurement at time instant k , respectively.

The state $\mathbf{F}_k \in \mathbb{R}^{n_x \times n_x}$, control $\mathbf{G}_k \in \mathbb{R}^{n_x \times n_u}$, and measurement $\mathbf{H}_k \in \mathbb{R}^{n_z \times n_x}$ matrices are *known* and bounded. Contrary to the model matrices, the properties of the state

and measurement noises $\mathbf{w}_k \in \mathbb{R}^{n_x}$, $\mathbf{v}_k \in \mathbb{R}^{n_z}$, respectively, are assumed to be time-invariant, i.e., $p_{\mathbf{w}}(\mathbf{w}_k) = p_{\mathbf{w}_k}(\mathbf{w}_k)$ and $p_{\mathbf{v}}(\mathbf{v}_k) = p_{\mathbf{v}_k}(\mathbf{v}_k)$, $\forall k$, and *not* completely known. In particular, we assume *known measurement noise* probability density function (PDF) $p_{\mathbf{v}}(\mathbf{v}_k)$, and *unknown state noise* PDF $p_{\mathbf{w}}(\mathbf{w}_k)$.

1.1 Assumptions and Motivation

In this paper, we consider models fulfilling the following two assumptions;

Assumption 1: The measurement matrix is supposed to have *rank* n_x , i.e., there exists an inverse of the matrix $(\mathbf{H}_k^T \mathbf{H}_k)$, $\forall k$. This implies that $n_z \geq n_x$.

Assumption 2: Measurement noise has such PDF $p_{\mathbf{v}}(\mathbf{v}_k)$ that allows calculation of the PDF $p_{\nu}(\nu_k)$ of the variable

$$\nu_k = \mathbf{A} \mathbf{v}_k + \mathbf{B} \mathbf{v}_{k-1}, \quad (2)$$

where $\mathbf{A} \in \mathbb{R}^{n_x \times n_z}$, $\mathbf{B} \in \mathbb{R}^{n_x \times n_z}$ are given full-rank matrices.

The reasons for imposing these assumption will be pointed out later in text. The models of the considered structure fulfilling the assumptions can be found in the areas of GNSS navigation (Groves, 2008), tracking (Bar-Shalom et al., 2001; Nurminen et al., 2015), or chemical processes to name a few.

For example, in a tracking application, the state contains the unknown and wanted vehicle position and velocity of which dynamics can be modelled by a wide set of inherently *approximate* models. The user can select from a variety of the dynamics model (1a) such as the nearly constant velocity or Singer models (Bar-Shalom et al., 2001).

Then, the state noise can be understood as a discrepancy between the true and modelled dynamics, which, in the end, determines the properties of the state noise \mathbf{w}_k . The state noise PDF can hardly be found by mathematical modelling (as the true dynamics is unknown), and $p_{\mathbf{w}}(\mathbf{w}_k)$ must be *identified* from the data. On the other hand, the measurement noise is predominantly driven by the sensor, in this case a radar, properties. The measurement noise description can often be derived from sensor calibration and/or data-sheet. Thus, compared to the *unknown* state noise description $p_{\mathbf{w}}(\mathbf{w}_k)$, the measurement noise description $p_{\mathbf{v}}(\mathbf{v}_k)$ can be assumed to be *known*.

1.2 Noise Identification

Complete noise description, i.e., knowledge of the state and measurement noise PDFs, is essential for many modern estimation, control and detection algorithms. Therefore, from the seventies, noise identification has attracted a significant attention and many methods especially for identification of noise covariance matrices have been proposed. These methods can be classified into five categories; correlation (Mehra, 1970; Bélanger, 1974; Odelson et al., 2006; Duník et al., 2018), Bayesian (Särkkä and Nummenmaa, 2009), maximum likelihood (Shumway and Stoffer, 2000), covariance matching (Sage and Husa, 1969), and machine-learning (Cohen and Klein, 2024). A very few methods have been devoted to the noise PDF estimation, but only assuming the known noise distribution with unknown parameters. Here, we can distinguish *direct* methods, where the PDF parameters are directly estimated by augmentation of the state vector (Särkkä and Nummenmaa, 2009), and *indirect* methods, where a set of the noise moments are identified and then, the PDF parameters are calculated by the method of moments (Kost et al., 2023). Both types of the methods are available for a rather narrow class of PDFs.

A method providing estimate of the state noise PDF without any a priori knowledge is missing in the literature.

1.3 Goal of the Paper

The goal of the paper is to propose a method for the state noise density $p_{\mathbf{w}}(\mathbf{w}_k)$ estimation based on the measured and input data $\mathbf{z}^k = [\mathbf{z}_0, \mathbf{z}_1, \dots, \mathbf{z}_k]$ and $\mathbf{u}^{k-1} = [\mathbf{u}_0, \mathbf{u}_1, \dots, \mathbf{u}_{k-1}]$, respectively, known model matrices $\mathbf{F}_k, \mathbf{G}_k, \mathbf{H}_k, \forall k$, and known measurement noise PDF $p_{\mathbf{v}}(\mathbf{v}_k)$. The method builds on the residue used in the measurement difference method (MDM) for noise moment estimation (Kost et al., 2023) and kernel-based density deconvolution techniques (Stefanski and Carroll, 1990; Brabanter and Moor, 2012).

2. STATE NOISE IDENTIFICATION

The MDM (Duník et al., 2018; Kost et al., 2023) is based on calculation of the residue which is a *linear* function of the state and measurement noise and is independent of the state. This linear dependency is essential also for the proposed state noise PDF estimation.

2.1 Residue Definition and Calculation

The residue is defined as the *measurement* prediction error, i.e., as a difference between the measurement \mathbf{z}_k and its *one-step* prediction $\hat{\mathbf{z}}_k$ (Kost et al., 2023). In particular, it can be calculated as

$$\mathbf{r}_k^z = \mathbf{z}_k - \hat{\mathbf{z}}_k \quad (3)$$

with

$$\hat{\mathbf{z}}_k = \mathbf{H}_k \mathbf{F}_{k-1} \mathbf{H}_{k-1}^\dagger \mathbf{z}_{k-1} + \mathbf{H}_k \mathbf{G}_{k-1} \mathbf{u}_{k-1}, \quad (4)$$

where $\mathbf{H}_{k-1}^\dagger = (\mathbf{H}_{k-1}^T \mathbf{H}_{k-1})^{-1} \mathbf{H}_{k-1}^T$ stands for the pseudoinverse (due to Assumption 1). The prediction is *not* optimal from the perspective of the mean-square-error, but importantly the resulting residual (3) can be shown, w.r.t. (1a), to be a linear function of the state and measurement noises

$$\begin{aligned} \mathbf{r}_k^z &= \mathbf{H}_k \mathbf{x}_k + \mathbf{v}_k - \mathbf{H}_k \mathbf{F}_{k-1} \mathbf{H}_{k-1}^\dagger (\mathbf{H}_{k-1} \mathbf{x}_{k-1} + \mathbf{v}_{k-1}) \\ &= \mathbf{v}_k + \mathbf{H}_k \mathbf{w}_k - \mathbf{H}_k \mathbf{F}_{k-1} \mathbf{H}_{k-1}^\dagger \mathbf{v}_{k-1}. \end{aligned} \quad (5)$$

To be able to apply the density deconvolution to estimate the state noise PDF $p_{\mathbf{w}}(\mathbf{w}_k)$, we can construct the *state-noise-related* residue from (3) and (5) as

$$\mathbf{r}_k = \mathbf{H}_k^\dagger \mathbf{r}_k^z, \quad (6a)$$

$$= \mathbf{w}_k + \mathbf{H}_k^\dagger \mathbf{v}_k - \mathbf{F}_{k-1} \mathbf{H}_{k-1}^\dagger \mathbf{v}_{k-1}. \quad (6b)$$

Assuming the known measurement noise PDF $p_{\mathbf{v}}(\mathbf{v}_k)$ and system matrices $\mathbf{F}_k, \mathbf{H}_k, \forall k$, we can rewrite (6b) as

$$\mathbf{r}_k = \mathbf{w}_k + \boldsymbol{\nu}_k, \quad (7)$$

where $\boldsymbol{\nu}_k = \mathbf{H}_k^\dagger \mathbf{v}_k - \mathbf{F}_{k-1} \mathbf{H}_{k-1}^\dagger \mathbf{v}_{k-1}$ has the known density $p_{\boldsymbol{\nu}}(\boldsymbol{\nu}_k)$ (due to Assumption 2).

2.2 Residue Kernel Density Construction

The residue \mathbf{r}_k , in its basic form (7),

- is *correlated* over one-time instant due to measurement noise subtraction in construction of $\boldsymbol{\nu}_k$,
- has *time-varying* PDF $p_{\mathbf{r}_k}(\mathbf{r})$ due to time-varying model matrices $\mathbf{F}_k, \mathbf{G}_k, \mathbf{H}_k$, i.e., $p_{\mathbf{r}_k}(\mathbf{r}) \neq p_{\mathbf{r}_{k+1}}(\mathbf{r})$.

The correlation and time-variability are, however, undesirable properties for the density deconvolution techniques. To overcome this limitation, let

- The random variable subset $\mathcal{S} = \{\mathbf{r}_0, \mathbf{r}_2, \mathbf{r}_4, \dots, \mathbf{r}_\tau\}$ and time indices subset $\mathcal{K} = \{0, 2, 4, \dots, \tau\}$ be defined, where all the elements are independent due to the residue (6) design,
- The mixture of the residue densities

$$\begin{aligned} p_{\mathbf{r}}(\mathbf{r}) &= \frac{1}{s} \sum_{k \in \mathcal{K}} p_{\mathbf{r}_k}(\mathbf{r}) = \frac{1}{s} \sum_{k \in \mathcal{K}} \int p_{\mathbf{w}}(\mathbf{r} - \mathbf{v}) p_{\mathbf{v}_k}(\mathbf{v}) d\mathbf{v} \\ &= \int p_{\mathbf{w}}(\mathbf{r} - \mathbf{v}) \frac{1}{s} \sum_{k \in \mathcal{K}} p_{\mathbf{v}_k}(\mathbf{v}) d\mathbf{v} \\ &= \int p_{\mathbf{w}}(\mathbf{r} - \mathbf{v}) p_{\boldsymbol{\nu}}(\mathbf{v}) d\mathbf{v} \end{aligned} \quad (8)$$

be constructed, where s is a subsets' cardinality and

$$p_{\boldsymbol{\nu}}(\boldsymbol{\nu}) = \frac{1}{s} \sum_{k \in \mathcal{K}} p_{\boldsymbol{\nu}_k}(\boldsymbol{\nu}), \quad (9)$$

is the *time-invariant* and known mixture PDF. As a consequence, the residue mixture density $p_{\mathbf{r}}(\mathbf{r})$ (8) is

time-invariant as well. Note that for a linear time-invariant (LTI) model, i.e., the model (1) with $\mathbf{F}_k = \mathbf{F}$, $\mathbf{G}_k = \mathbf{G}$, and $\mathbf{H}_k = \mathbf{H}, \forall k$, the noise $p_{\nu_k}(\nu_k)$ is independent of the time and it holds

$$p_{\nu}(\nu) = p_{\nu_k}(\nu), \forall k. \quad (10)$$

Unfortunately, the residue mixture PDF $p_{\mathbf{r}}(\mathbf{r})$ (8) is unknown. However, it can be estimated from available residue samples $\mathbf{r}_k, \forall k$, calculated according to (6a) in the form of the kernel density

$$\hat{p}_{\mathbf{r}}(\mathbf{r}) = \frac{1}{\tau/2} |\mathbf{B}|^{-1/2} \sum_{k \in \mathcal{K}} K\left(\mathbf{B}^{-1/2}(\mathbf{r} - \mathbf{r}_k)\right), \quad (11)$$

where $\mathbf{B} \in \mathbb{R}^{n_x \times n_x}$ represents the smoothing (symmetric and positive definite) matrix and $K(\cdot)$ is the kernel function in the form of a symmetric multivariate density. Setting of these user-defined parameters is discussed later.

2.3 State Noise Identification by Density Deconvolution

Kernel-based density deconvolution is a statistical method estimating the PDF of a latent variable (in our case state noise PDF $p_{\mathbf{w}}(\mathbf{w})$) when the observed (and known) data \mathbf{r}_k (6a) are contaminated by the “noise” generated from the known mixture noise PDF $p_{\nu}(\nu)$ (9). The observed, latent, and noise variables’ PDFs are related via (8). The latent and noise variables \mathbf{w} and ν , respectively, are independent.

The density deconvolution has been subject of research for a couple of decades (Stefanski and Carroll, 1990; Brabanter and Moor, 2012). In this section, we will use it for the state noise PDF estimation. The density of observed variable $p_{\mathbf{r}}(\mathbf{r})$ (8) is the convolution of the PDFs of the latent and noise variables $p_{\mathbf{w}}(\mathbf{w})$ and $p_{\nu}(\nu)$, respectively. Applying the convolution theorem, the convolution (8) reads

$$\mathcal{F}_{\mathbf{r}} = \mathcal{F}_{\mathbf{w}} \mathcal{F}_{\nu}, \quad (12)$$

where the notation

$$\mathcal{F}_{\mathbf{x}}(\mathbf{t}) = \mathbb{E}[e^{i\mathbf{t}\mathbf{x}}] = \int p_{\mathbf{x}}(\mathbf{r}) e^{i\mathbf{t}\mathbf{r}} d\mathbf{r} \quad (13)$$

stands for the Fourier transform of a PDF $p_{\mathbf{x}}(\mathbf{x})$, often denoted as the *characteristic function* (CF), with \mathbf{t} being a real-valued vector variable, i the imaginary unit, and $\mathbb{E}[\cdot]$ means the expectation.

If the CF $\mathcal{F}_{\mathbf{r}}$ were known, we could compute the sought PDF $p_{\mathbf{w}}(\mathbf{w})$ as an inverse Fourier transform of the ratio $\mathcal{F}_{\mathbf{w}} = \frac{\mathcal{F}_{\mathbf{r}}}{\mathcal{F}_{\nu}}$. However, neither the PDF $p_{\mathbf{r}}(\mathbf{r})$ nor the CF $\mathcal{F}_{\mathbf{r}}$ is known. Instead, we can use the sample-based kernel density $\hat{p}_{\mathbf{r}}(\mathbf{r})$ (11) and calculate its CF $\hat{\mathcal{F}}_{\mathbf{r}}$. Then, the estimate of the state noise PDF $\hat{p}_{\mathbf{w}}(\mathbf{w})$ can be calculated as the inverse Fourier transformation of its CF calculated as

$$\hat{\mathcal{F}}_{\mathbf{w}} = \frac{\hat{\mathcal{F}}_{\mathbf{r}}}{\mathcal{F}_{\nu}}. \quad (14)$$

Although this scheme is straightforward, its implementation and numerical solution is tied with several user-decisions on selection of particular methods and their parameters (Comte et al., 2006; Wang and Wang, 2011; Brabanter and Moor, 2012; Goldenshluger and Kim, 2021). These practical aspects are discussed in the following section.

3. ALGORITHM AND USER-DEFINED PARAMETERS SELECTION

3.1 Algorithm Summary

In the following algorithm, the state noise PDF identification is given in the form of the pseudo-code. The pseudo-code is consistent with the MATLAB[®] implementation of the numerical examples given in the subsequent section.

Algorithm: State Noise PDF Estimation by Kernel Density Deconvolution

- (i) Define the model matrices $\mathbf{F}_k, \mathbf{G}_k, \mathbf{H}_k$, for $k = 0, 1, \dots, \tau$. Define the measurement noise PDF $p_{\nu}(\nu_k)$.
- (ii) Measure data $\mathbf{z}_k, \mathbf{u}_k, \forall k$.
- (iii) Calculate measurement prediction $\hat{\mathbf{z}}_k$ and the residue $\mathbf{r}_k, \forall k$ according to (6a) w.r.t. (3) and (4).
- (iv) Define the residue subset \mathcal{S} . Based on the selected residues, construct kernel density $\hat{p}_{\mathbf{r}}(\mathbf{r})$ (11).
- (v) Based on the model matrices, subset \mathcal{S} , and noise PDF, construct the mixture PDF $p_{\nu}(\nu)$ (9).
- (vi) Construct equidistant grid of points $\Xi = \{\xi^{(i)}\}_{i=1}^N$ well covering the support of the kernel density $\hat{p}_{\mathbf{r}}(\mathbf{r})$.
- (vii) Evaluate PDFs $\hat{p}_{\mathbf{r}}(\mathbf{r}), p_{\nu}(\nu)$ at each grid point, i.e., calculate

$$\hat{\mathcal{P}}_{\mathbf{r}} = \{\hat{p}_{\mathbf{r}}(\xi^{(i)})\}_{i=1}^N, \quad (15)$$

$$\mathcal{P}_{\nu} = \{p_{\nu}(\xi^{(i)})\}_{i=1}^N. \quad (16)$$

- (viii) Calculate CF of the PDFs (15), (16) using the Fourier transform as

$$\hat{\mathcal{F}}_{\mathbf{r}} = \text{fft}(\hat{\mathcal{P}}_{\mathbf{r}}), \quad (17)$$

$$\mathcal{F}_{\nu} = \text{fft}(\mathcal{P}_{\nu}). \quad (18)$$

- (ix) Estimate CF of the state noise PDF $p_{\mathbf{w}}(\mathbf{w})$ according to (14) as

$$\hat{\mathcal{F}}_{\mathbf{w}} = \hat{\mathcal{F}}_{\mathbf{r}} \oslash \mathcal{F}_{\nu}. \quad (19)$$

where \oslash stands for the Hadamard division.

- (x) Calculate the state noise PDF estimate evaluated at the grid points Ξ by the inverse Fourier transform

$$\hat{\mathcal{P}}_{\mathbf{w}} = \text{ifft}(\hat{\mathcal{F}}_{\mathbf{w}}), \quad (20)$$

of which real part should be shifted and normalised.

The Fourier and inverse Fourier transformation can be calculated by the fast discrete algorithms. In MATLAB[®], these algorithms are available for arbitrary dimensional arrays (e.g., routines `fft`, `ifft`) as well as the algorithms for specification of the multidimensional kernel density (e.g., routine `mvksdensity`).

Advanced algorithms for density deconvolution are also implemented in several packages for MATLAB[®] or R, such as (Comte et al., 2006; Wang and Wang, 2011).

3.2 Density Parametrisation and Moment Calculation

The state noise PDF estimate (20) is a non-parametric estimate, which might not be suitable for applications such as the state estimation, fault detection, or optimal control, where the parametric density is typically required. Therefore, it is reasonable to define parametric description of the

estimated state noise. One of the convenient parametrisation stems from the concept of the grid-based filters and the respective *point-mass density* (PMD) (Sirola et al., 2006; Duník et al., 2022).

Having the estimated values of the state noise PDF $\hat{p}_{\mathbf{w}}$ (20), which is evaluated at the grid Ξ , we can construct the state noise PMD estimate as

$$\hat{p}_{\mathbf{w}}(\mathbf{w}; \Xi) \triangleq \sum_{i=1}^N \hat{\mathcal{P}}_{\mathbf{w}}^{(i)} S(\mathbf{w}; \xi^{(i)}), \quad (21)$$

where $\mathcal{P}_{\mathbf{w}}^{(i)}$ is the probability given by estimated state noise PDF at i -th grid point $\xi^{(i)}$ and $S(\mathbf{w}; \xi^{(i)})$ is an indicator function that equals to one if \mathbf{w} is in the neighbourhood of the i -th point $\xi_k^{(i)}$ and is zero otherwise. That is the probability is assumed constant in the non-overlapping hyper-rectangular neighbourhood Δ_{ξ} of the i -th point.

The PMD can be interpreted as a sum of weighted uniform distributions (Bergman, 1999; Sirola et al., 2006) and as such it can easily be sampled. Moreover, the PMD allows straightforward calculation of any central or raw moment. For example, the state noise mean and covariance matrix estimate can be calculated according to

$$\hat{\mathbf{w}} = \hat{\mathbf{E}}[\mathbf{w}] = \sum_{i=1}^N \delta_{\xi} \mathcal{P}_{\mathbf{w}}^{(i)} \xi^{(i)}, \quad (22a)$$

$$\hat{\mathbf{Q}} = \widehat{\text{COV}}[\mathbf{w}] = \sum_{i=1}^N \delta_{\xi} \mathcal{P}_{\mathbf{w}}^{(i)} \left(\xi^{(i)} - \hat{\mathbf{w}} \right) (\cdot)^T, \quad (22b)$$

where $\hat{\mathbf{E}}[\mathbf{w}]$ is the estimate of the state noise mean $\mathbf{E}[\mathbf{w}]$. Similarly, we can define the covariance matrix estimate $\hat{\mathbf{Q}}$. The (hyper-)volume of the grid point neighbourhood is defined as $\delta_{\xi} = \int S(\mathbf{w}; \xi^{(i)}) d\mathbf{w}$ and is the same for all grid points.

3.3 Parameters Selection via Moment Optimisation

The introduced density deconvolution algorithm is tied with specification of two user-defined parameters, namely

- In step (iv), the kernel type and properties, especially the kernel bandwidth \mathbf{B} in design of $\hat{p}_{\mathbf{r}}(\mathbf{r})$ (11) shall be specified,
- In step (viii), the smoothness coefficient ε in calculation of $\mathcal{F}_{\mathbf{L}}$ shall be controlled to ensure the computable Hadamard division (19), i.e., to avoid division by zero.

Without any a priori information on the state noise PDF, the parameters can be determined adaptively or using an optimisation. The former option involves application of advanced adaptive deconvolution methods, where especially the kernel proprieties are determined automatically (Comte et al., 2006). The latter, in this paper proposed, option exploits the possibility of unbiased estimates of the state noise moments provided e.g., by the MDM (Kost et al., 2023).

If the MDM is used for estimation of the state noise covariance matrix $\hat{\mathbf{Q}}_{\text{MDM}}$, then the deconvolution parameters can be found by minimisation of a distance between the estimated density based covariance matrix $\hat{\mathbf{Q}}(\mathbf{B}, \varepsilon)$ (22b),

which depends on the user-defined deconvolution parameters, and the MDM-based estimate $\hat{\mathbf{Q}}_{\text{MDM}}$. A distance between the covariance matrices can be measured, e.g., by the sum of squared logarithms of the eigenvalues (Förstner and Moonen, 2003) given by

$$[\mathbf{B}^*, \varepsilon^*] = \arg \min_{\mathbf{B}, \varepsilon} d(\mathbf{B}, \varepsilon), \quad (23)$$

where

$$d(\mathbf{B}, \varepsilon) = \sqrt{\sum_{i=1}^{n_x} \ln^2 \left(\lambda_i \left(\hat{\mathbf{Q}}(\mathbf{B}, \varepsilon), \hat{\mathbf{Q}}_{\text{MDM}} \right) \right)} \quad (24)$$

assesses the eigenvalues $\lambda_i \left(\hat{\mathbf{Q}}(\mathbf{B}, \varepsilon), \hat{\mathbf{Q}}_{\text{MDM}} \right)$ coming from the solution to the characteristic polynomial $|\lambda \hat{\mathbf{Q}}(\mathbf{B}, \varepsilon) - \hat{\mathbf{Q}}_{\text{MDM}}| = 0$. Note that other metrics, such as density smoothness (Davies et al., 2008), or higher-order moments can be used for parameters optimisation.

4. NUMERICAL ILLUSTRATION

The developed state noise PDF identification is illustrated in two numerical examples; (i) one-dimensional LTV model, and (ii) two-dimensional LTI model. The related MATLAB[®] source codes can be found in the repository <https://github.com/IDM-UWB/StateNoisePDFIdentification>.

4.1 LTV Model

In the first example, we consider scalar model (1a), (1b) with $F_k = 0.9 \sin(10^{-4}k)$, $G_k = \cos(k)$, $H_k = 1$, $u_k = 1$, and $\tau = 10^6$. The given measurement noise PDF is zero-mean Gaussian with unit variance $R = 1$, i.e., $p_w(v_k) = \mathcal{N}\{v_k; 0, R\}$. The estimated state noise PDF $p_w(w_k)$ is set for the purpose of simulation as Rayleigh with the scale $\sigma = 2$, i.e., $p_w(w_k) = \mathcal{R}\{w_k; 2\}$. Note that the variance of the state noise is $Q \approx 1.7$.

All the involved densities, i.e., the PDF of the state noise $p_w(w)$, the measurement noise $p_v(v)$, the “extended” measurement noise $p_{\nu}(\nu)$ (9), and the residuum $\hat{p}_{\mathbf{r}}(r)$ (11), are shown in Fig. 1, *left* plot. In the *middle* plot, the true and estimated state noise PDFs, i.e., $p_w(w)$ and $\hat{p}_w(w; \Xi)$ (6), are visualised, and in the *right* plot, the error of the state noise PDF estimate

$$\tilde{p}_w(w) = p_w(w) - \hat{p}_w(w; \Xi) \quad (25)$$

is given. Although, the measurement noise variance R is of the same magnitude as the state noise variance Q , the state noise PDF estimate is highly accurate. The PDF estimate error $\tilde{p}_w(w)$ is by the order of magnitude smaller than the true PDF $p_w(w)$. Note that integral error of the state noise PDF estimate, defined as

$$\tilde{P}_w = \int |\tilde{p}_w(\chi)| d\chi, \quad (26)$$

is $\tilde{P}_w = 0.026$. This example is implemented in the routine `stateNoiseIdent_LTV_1D.m`.

For the sake of completeness, evaluation of the criterion $d(\mathbf{B}, \varepsilon)$ (24) w.r.t. the smoothness coefficient ε can be seen in Fig. 2. Note that dependency of the criterion on the kernel bandwidth B is rather negligible in this case.

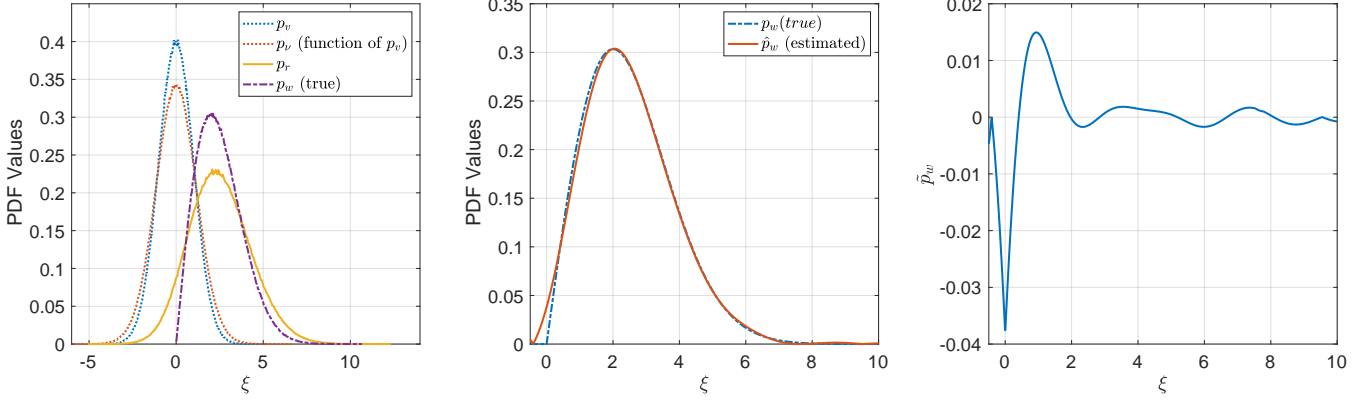


Fig. 1. Illustration of (i) involved PDFs, (ii) true and estimated state noise PDF, and (iii) state noise PDF estimate error; all evaluated at grid Ξ .

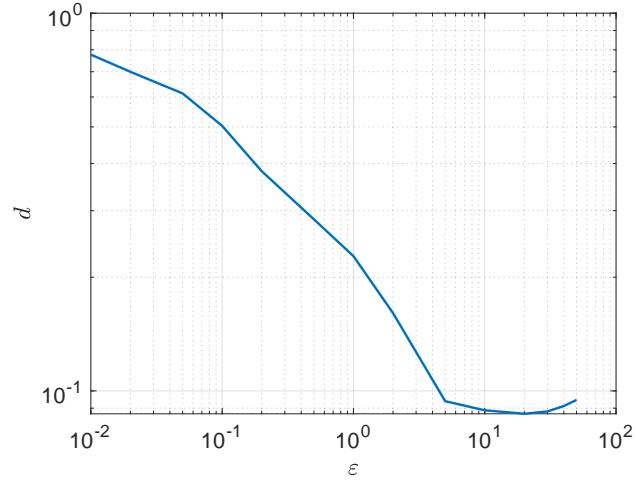


Fig. 2. Illustration of the criterion for selection of the smoothness coefficient.

4.2 LTI Model

In the second example, we have two dimensional ($n_x = n_z = 2$) model (1a), (1b) with $\mathbf{F}_k = \mathbf{I}_2$, $\mathbf{G}_k = \mathbf{I}_2$, $\mathbf{H}_k = \mathbf{I}_2$, $\mathbf{u}_k = [\sin(k), \cos(k)]^T$, and $\tau = 10^6$, where \mathbf{I}_2 stands for the identity matrix of indicated dimension. The given measurement noise is described by the Gaussian PDF $p_{\mathbf{v}}(\mathbf{v}_k) = \mathcal{N}\{\mathbf{v}_k; \mathbf{I}_{2 \times 1}, \mathbf{R}\}$ with $\mathbf{R} = \begin{bmatrix} 2 & -1 \\ -1 & 2 \end{bmatrix}$. The estimated state noise PDF $p_{\mathbf{w}}(\mathbf{w}_k)$ is for the simulation in the form of the Gaussian sum $p_{\mathbf{w}}(\mathbf{w}_k) = \frac{1}{2} \sum_{j=1}^2 \{\mathbf{w}_k; \bar{\mathbf{w}}^{(j)}, \mathbf{Q}^{(j)}\}$, where

$$\begin{aligned} \bar{\mathbf{w}}^{(1)} &= \begin{bmatrix} -2 \\ 2 \end{bmatrix}, \bar{\mathbf{w}}^{(2)} = \begin{bmatrix} 2 \\ -2 \end{bmatrix}, \\ \mathbf{Q}^{(1)} &= \begin{bmatrix} 4 & 1.5 \\ 1.5 & 2 \end{bmatrix}, \mathbf{Q}^{(2)} = \begin{bmatrix} 1 & 0.5 \\ 0.5 & 2 \end{bmatrix}. \end{aligned} \quad (27)$$

The covariance matrix of the state noise is $\mathbf{Q} \approx \begin{bmatrix} 6.5 & -3 \\ -3 & 6 \end{bmatrix}$.

All the involved densities are visualised in Fig. 3. The true and estimated state noise PDF are given in Fig. 4 together with the estimate error. The integral error (26) is, in this case, $\bar{P}_w = 0.198$. This example is implemented in the routine `stateNoiseIdent_LTI_2D.m`.

5. CONCLUDING REMARKS

This paper dealt with estimation of the state noise PDF of a linear system described by the state-space time-varying model. The proposed method uses a specially designed calculation of the residue (or the measurement prediction error), which can be interpreted as the sum of the state and measurement noises. Assuming known measurement noise PDF, calculating the residue, and constructing the respective residue kernel density, we can estimate the state noise PDF by the density deconvolution algorithm. The algorithm can be efficiently realised by the fast Fourier and inverse Fourier transformations. The proposed algorithm was numerically verified and method for automatic selection of deconvolution parameters was proposed. Sample implementation in MATLAB® are published along the paper in the repository <https://github.com/IDM-UWB/StateNoisePDFIdentification>.

REFERENCES

- Bar-Shalom, Y., Li, X.R., and Kirubarajan, T. (2001). *Estimation with Applications to Tracking and Navigation: Theory Algorithms and Software*. John Wiley & Sons.
- Bélanger, P.R. (1974). Estimation of noise covariance matrices for a linear time-varying stochastic process. *Automatica*, 10(3), 267–275.
- Bergman, N. (1999). *Recursive Bayesian Estimation: Navigation and Tracking Applications*. Ph.D. thesis, Linköping University, Sweden.
- Brabanter, K.D. and Moor, B.D. (2012). Deconvolution in nonparametric statistics. In *The European Symposium on Artificial Neural Networks*.
- Cohen, N. and Klein, I. (2024). A-KIT: Adaptive kalman-informed transformer.
- Comte, F., Rozenholc, Y., and Taupin, M.L. (2006). Penalized contrast estimator for adaptive density deconvolution. *The Canadian Journal of Statistics*, 34(3), 431–452.
- Crassidis, J.L. and Junkins, J.L. (2012). *Optimal Estimation of Dynamic Systems (2nd Edition)*. CRC Press.
- Davies, T.M., Marshall, J.C., and Hazelton, M.L. (2008). Tutorial on kernel estimation of continuous spatial and spatiotemporal relative risk. *Statistics in Medicine*, 37, 1191–1221.

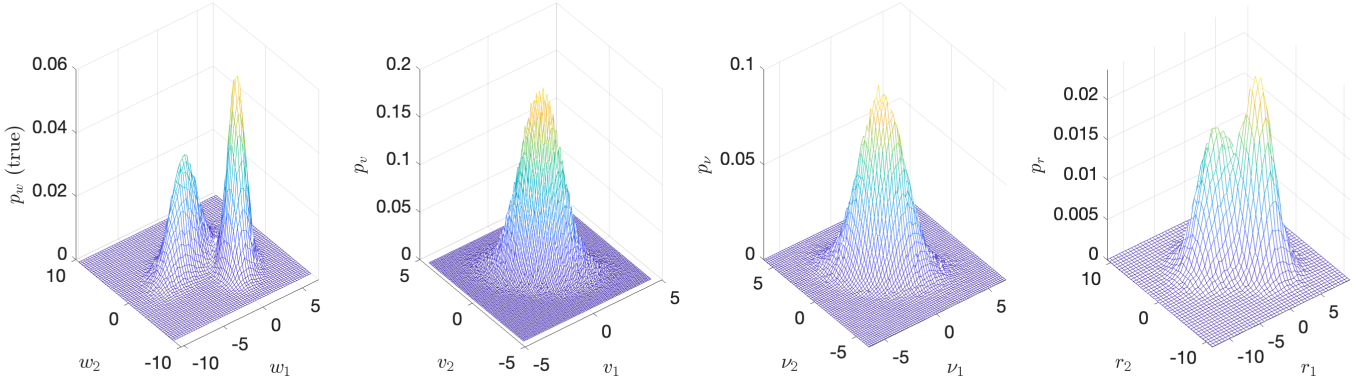


Fig. 3. Illustration of the involved PDFs (i) true state noise PDF $p_{\mathbf{w}}(\mathbf{w}_k)$, (ii) measurement noise PDF $p_{\mathbf{v}}(\mathbf{v}_k)$, (iii) sum measurement noise PDF $p_{\boldsymbol{\nu}}(\boldsymbol{\nu}_k)$, and (iv) residue PDF $p_{\mathbf{r}}(\mathbf{r}_k)$.

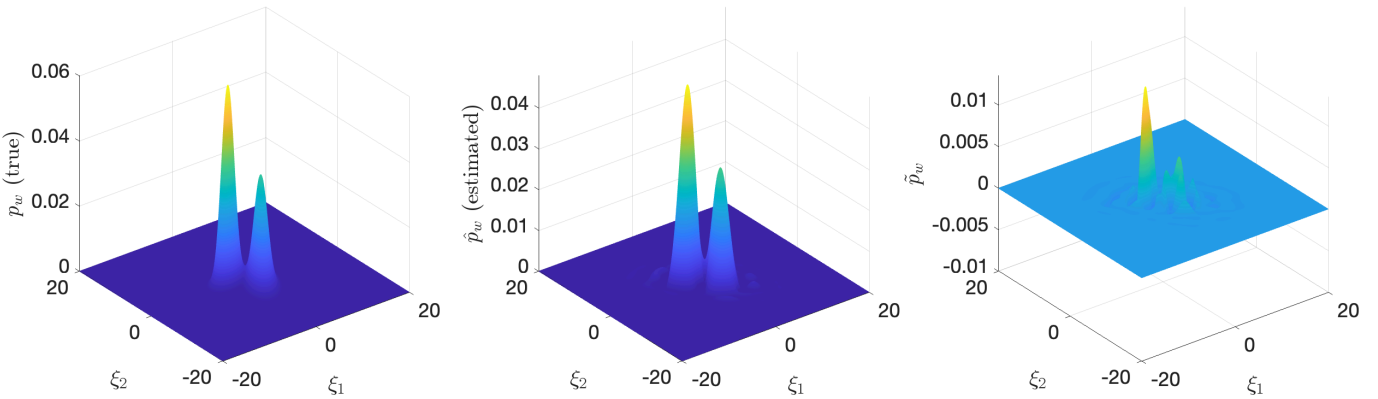


Fig. 4. Illustration of state noise PDFs (i) true $p_{\mathbf{w}}(\mathbf{w}_k)$, (ii) estimated $\hat{p}_{\mathbf{w}}(\mathbf{w}_k; \Xi)$, and (iii) estimate error $\tilde{p}_{\mathbf{w}}(\mathbf{w}_k)$; all evaluated at grid Ξ .

Duník, J., Kost, O., and Straka, O. (2018). Design of measurement difference autocovariance method for estimation of process and measurement noise covariances. *Automatica*, 90, 16–24.

Duník, J., Straka, O., Matoušek, J., and Blasch, E. (2022). Copula-based convolution for fast point-mass prediction. *Signal Processing*, 192, 108367.

Förstner, W. and Moonen, B. (2003). *A Metric for Covariance Matrices*, 299–309. Springer Berlin Heidelberg, Berlin, Heidelberg.

Goldenshluger, A. and Kim, T. (2021). Density deconvolution with non-standard error distributions: Rates of convergence and adaptive estimation. *Electronic Journal of Statistics*, 15(1), 3394 – 3427.

Groves, P.D. (2008). *Principles of GNSS, Inertial, and Multisensor Integrated Navigation Systems*. Artech House.

Kost, O., Duník, J., and Straka, O. (2023). Measurement difference method: A universal tool for noise identification. *IEEE Transactions on Automatic Control*, 68(3), 1792–1799.

Mehra, R.K. (1970). On the identification of variances and adaptive filtering. *IEEE Transactions on Automatic Control*, 15(2), 175–184.

Nurminen, H., Ardeshiri, T., Piché, R., and Gustafsson, F. (2015). A NLOS-robust TOA positioning filter based on a skew-t measurement noise model. In *Proceedings*

of 2015 International Conference on Indoor Positioning and Indoor Navigation. Banff, AB, Canada.

Odelson, B.J., Rajamani, M.R., and Rawlings, J.B. (2006). A new autocovariance least-squares method for estimating noise covariances. *Automatica*, 42(2), 303–308.

Sage, A. and Husa, G.W. (1969). Adaptive filtering with unknown prior statistics. In *Proceedings of the Joint Automatic Control Conference*.

Särkkä, S. and Nummenmaa, A. (2009). Recursive noise adaptive Kalman filtering by variational Bayesian approximations. *IEEE Transactions on Automatic Control*, 54(3), 596–600.

Shumway, R.H. and Stoffer, D.S. (2000). *Time Series Analysis and its Applications*. Springer-Verlag.

Simon, D. (2006). *Optimal State Estimation: Kalman, H Infinity, and Nonlinear Approaches*. Wiley-Interscience.

Siroła, N., Ali-Loytty, S., and PichR. (2006). Benchmarking nonlinear filters. In *Nonlinear Statistical Signal Processing Workshop NSSPW06*. Cambridge,.

Stefanski, L.A. and Carroll, R.J. (1990). Deconvolving kernel density estimators. *Statistics*, 21(2), 169–184.

Wang, X. and Wang, B. (2011). Deconvolution estimation in measurement error models: The R package decon. *Journal of Statistical Software*, 39(10).