

Upsampling Improvement for Overfitted Neural Coding

Pierrick Philippe, Théo Ladune, Gordon Clare, Félix Henry, Théophile Blard and Thomas Leguay
Orange Innovation, France

firstname.lastname@orange.com

Abstract—Neural image compression, based on auto-encoders and overfitted representations, relies on a latent representation of the coded signal. This representation needs to be compact and uses low resolution feature maps. In the decoding process, those latents are upsampled and filtered using stacks of convolution filters and non linear elements to recover the decoded image.

Therefore, the upsampling process is crucial in the design of a neural coding scheme and is of particular importance for overfitted codecs where the network parameters, including the upsampling filters, are part of the representation.

This paper addresses the improvement of the upsampling process in order to reduce its complexity and limit the number of parameters. A new upsampling structure is presented whose improvements are illustrated within the Cool-Chic overfitted image coding framework. The proposed approach offers a rate reduction of 4.7%. The source code is available [1].

Index Terms—Neural image coding, overfitted neural networks, filters.

I. INTRODUCTION & RELATED WORK

Image compression mainly relies on transform coding to provide a compact representation of the signal. Indeed, the transform domain is the place where the actual compression takes place, through quantisation and entropy (lossless) coding. In conventional technologies, such as JPEG and HEIF (HEVC) [2], the transform or frequency domain is obtained through trigonometric transforms such as the DCT or the DST. For JPEG 2000 [3], the image signal is compressed through a wavelet transform, and is then organised in a pyramidal and frequency fashion.

For neural coding, such as JPEG-AI [4], [5], the transform domain, often called latent representation, is learned through a rate distortion optimisation process and automatically provides a compact signal representation.

In both cases, the latent/transform domain is in the downsampled domain, i.e. the compressed signal representation involves numerous channels with resolutions lower than the initial image resolution. As an example [5], propose a latent representation of typically 192 latents with $W/16 \times H/16$ values, where W and H stand for the width and height of the coded image.

At the decoding side, the upsampling process, that aims at recovering the image resolution, merely consist in successive transpose convolutions with a set of $\times 2$ upsampling cells, that is a stride=2. This upsampling process is learned once for all, and usually is not limited by complexity. Consequently, most of the time the upsampling kernels, although of limited

size e.g. 5×5 , involve 2D convolutions with no additional constraints.

Recently, overfitted neural coding has been introduced [6],[7] where the neural network is adapted to the coded image. For COIN it solely carries the image, and a coordinate based decoding through a synthesis stage is invoked for decoding. In the case of Cool-Chic, a latent is also conveyed along with the neural network, and this latent representation is decoded using the synthesis. As the latent representation is based on downsampled channels, the synthesis involves upsampling.

Cool-Chic upsampling and synthesis parameters are part of the image representation and need to be compact. Therefore, the number of parameters for the upsampler has to be limited as much as possible. Also, considering the complexity of the decoding process, the upsampling process complexity must remain low to reduce the overall number of multiplication accumulation operations (MAC). This is the reason why in [8], the upsampling is parameterised and the filter taps reduced to address lower complexity decoders.

As such, for lower complexity levels, Cool-Chic relies on a learned linear upsampling process with a reduced 4×4 kernel, also limiting the number of filter taps to convey.

Although Cool-Chic performance is comparable to the VVC standard [9] for RGB pictures, the upsampling presents some limitations that are considered in this paper.

First, as the filters are non-separable, they exhibit an implementation complexity and a number of taps which is quadratic with the filter order. In the context of low complexity overfitted codecs a separable structure is advisable as it is less complex and the number of taps can be reduced to allow additional flexibility: Indeed, we show that the adoption of separable filters allows an increase of the number of filter taps and an improvement of the overfitting process through better kernel adaptations.

It is also shown that, through the addition of an additional low complexity filter, the upsampling and Cool-Chic performance is increased.

The paper is organised as follows:

- First, an introduction to the Cool-Chic codec and the upsampling process is made.
- a new filtering structure is introduced to overcome the limitation of the legacy implementation. A separable, symmetric and novel upsampling structure is presented.

- the benefits of the proposed architecture and the additional levels of flexibility are highlighted through experiments where noticeable coding improvement is demonstrated.

II. LOW COMPLEXITY OVERFITTED IMAGE CODING

Recently the field of visual representation has seen a new paradigm: Implicit Neural Representation aims at describing a visual scene with an overfitted neural network. In that context [6] introduces a neural decoder based on coordinates in which the neural network maps pixel locations to RGB values for a single image. During a learning process, the neural network is overfitted to the image, as such it carries the image representation.

This work was further extended in [7] and [10] where signal latents are introduced along with the overfitted network: the latent representation is learned in conjunction with a neural decoder to provide the image representation. The coded image is then composed of the coded entropy coded latents and neural network weights.

A. Brief description of Cool-Chic

The key objective of Cool-Chic is to provide a low complexity decoder whose weights are trained in an end-to-end fashion. The quantised latents are learned alongside the decoder weights in a rate distortion manner, i.e. the quantity $J(\lambda) = D + \lambda \cdot R$ is minimised. Any derivable distortion D can be used in that context as shown in [11], R is the number of bits per pixel and λ balances the two quantities.

Cool-Chic surpasses VVC image coding efficiency in the Mean Square Error domain as reported in its open source implementation. Several decoder architectures are suggested for a decoding complexity in a range of 300 to 2300 MAC per decoded pixel.

A Cool-Chic decoder is made of four elements:

- 1) a series of $L=7$ latents, organised in a pyramidal fashion: their resolution ranges from 1 to $1/64$ of the image
- 2) an entropy decoder, based on an autoregressive network, which provides a statistical description of the latents. These statistics drive a binary arithmetic decoder
- 3) a linear upsampling block, built with a series of $\times 2$ upsamplers to convert the pyramidal latent to a dense representation for the L latents, at the image resolution
- 4) a synthesis neural network which takes the resulting dense latents and outputs the RGB image color channels.

As a function of the desired complexity, the autoregressive and the synthesis networks complexity is adjusted adding more neurons and hidden layers.

B. Upsampling details and limitations

The Cool-Chic upsampling process is detailed figure 1. The pyramidal latents are progressively upsampled by groups of upsamplers to recover a dense latent representation, i.e. a tensor of $L \times W \times H$ values. The kernel size for the upsampler $L(z)$ is set to $K \times K$ with $K = 4$ or $K = 8$ depending on the Cool-Chic complexity.

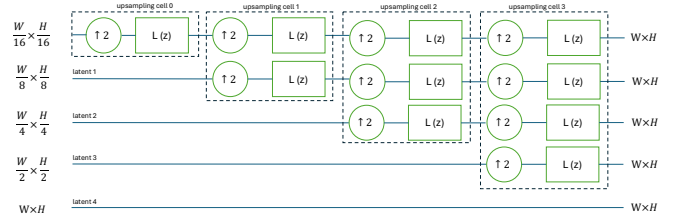


Fig. 1. Cool-Chic upsampling process, $L=5$ latents are presented

The upsampler complexity can be calculated accounting for the number of downsamplers and the latent resolutions, calculating:

$$\mathcal{O}(K) = K^2 \cdot \sum_{n=1}^{n=6} \frac{n}{2^n} \quad (1)$$

This implies respectively 30 and 121 MAC per decoded pixel for $K = 4$ and $K = 8$.

In the case of $K = 4$, the upsampler is initialised with a bilinear kernel, for $K = 8$ a bicubic kernel is used. In the process of training the Cool-Chic decoder and corresponding latents, the upsampler taps are adjusted for each sequence during the learning process. Figure 2 presents the result of the optimisation process for the sequence sergey-zolkin-21232 of the CLIC-20 dataset for a 0.02 bpp bit budget. The frequency response modules $|L(f_1, f_2)|$ are shown for respectively $K = 4$ and $K = 8$ at initialisation (bilinear / bicubic) and after optimisation.

The figure reveals that the frequency response is strengthened, as the cut-off frequency (materialised by the yellow line at -3 dB and -6dB) shifts toward 0.25 after optimisation. Also, the frequency response appears to be slightly asymmetrical ($|L(f_1, f_2)| \neq |L(f_2, f_1)|$): the learned filters are not separable.

III. PROPOSED UPSAMPLING IMPROVEMENTS

A. Separability and symmetry

Although non-separable kernels are historically the default choice for learning based upsamplers, they reveal some drawbacks:

- 1) in the context of the serial upsampling process, their algorithmic complexity is quadratic with the kernel size K
- 2) they require K^2 parameters, this is a problem in the overfitted approach as all the parameters, including filter taps, are part of the image representation
- 3) also, as the number of parameters is constrained by the rate, the expressiveness of the network is de facto reduced as the number of filters cannot be made different e.g. for each upsampler level.

Those reasons invite the use of separable filters in the upsampling process. Considering point 1) above, the complexity of the upsampling process reduces significantly as it rewrites:

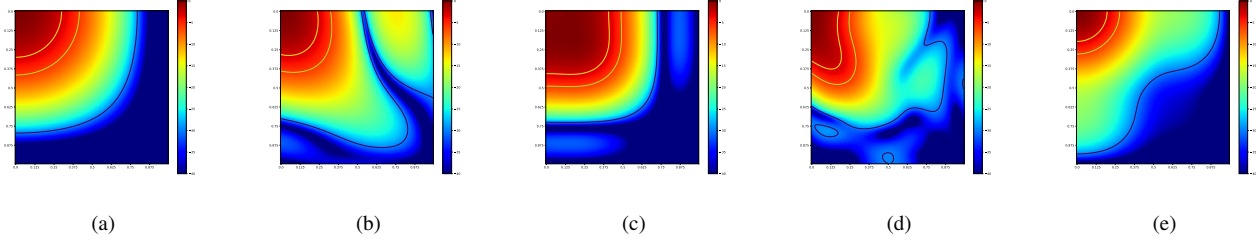


Fig. 2. Case $K = 4$: Magnitude of the frequency response of a bilinear filter (a) and the optimised filter (b). Case $K = 8$: For a bicubic filter (c) and the optimised filter (d). When turned into separable and symmetrical the learned filter converges to (e). The frequency is normalised and the attenuation in dB is reported on the colorbar. The attenuation at -3dB and -6dB is reported as a yellow line.

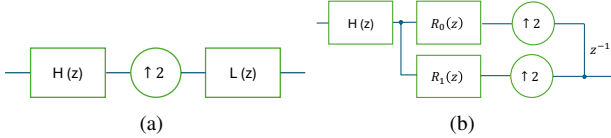


Fig. 3. The two filtering structures are mathematically equivalent: the combination of filters H and upsampling L can be seen as a lengthening of the interpolation filter.

$$\mathcal{O}(K) = 3K \cdot \sum_{n=1}^{n=6} \frac{n}{2^n} \quad (2)$$

This reduces the number of MAC to respectively 23 and 45 MAC for $K = 4$ and $K = 8$. Although it doesn't affect the number of operations of the upsampling process, the separable filters are made identical for the vertical and horizontal application, and they are also chosen symmetrical. This has a significant advantage with respect to the number of parameters: for $K = 8$, they are decreased from 64 to 4. This means that the number of independent filter cells can be increased leading to more adaptivity.

B. Additional branch

In figure 1, one sees that after each upsampling cell, the latent with a compatible resolution is brought to the subsequent upsampler. For example, latent 1 is input to the upsampling cell 1, etc. Comparing the reconstruction process of Cool-Chic with the one of a wavelet synthesis, it is noticed that the latent with the higher frequency content is not filtered in the current Cool-Chic design.

An additional set of filters $H(z)$ is consequently added to ease the reconstruction process. This also can be seen as an additional means to specialise the filtering cell to the input latent. Indeed, following the polyphase decomposition 3, the filter $H(z)$ can be seen as an extension of the polyphase decomposition of $L(z) = R_1(z^2) + z^{-1} \cdot R_0(z^2)$. As $H(z)$ is also applied in the downsampled domain, this provides an additional overfitting possibility, maintaining reduced complexity as it is applied prior to the upsampler.

In order to reduce the number of parameters, $H(z)$ is also made separable and symmetric. At initialisation the filter is set to a 5-tap Dirac impulse.

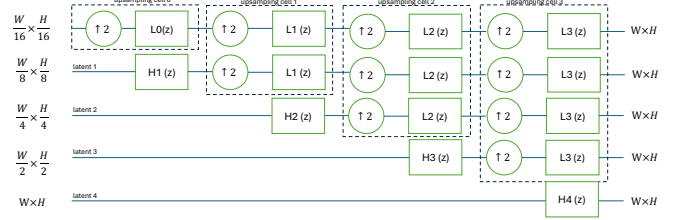


Fig. 4. Cool-Chic upsampling process, $L=5$ latents are presented

The updated upsampling process is presented figure 4. As the filtering kernels are symmetric and separable and are more compact, their number is extended and L interpolators $L_n(z)$ and $H_n(z)$ are provided.

In the next section, the benefits of the new structure is investigated through the influence of kernel sizes and number of interpolators.

IV. RESULTS AND EXPERIMENTS

In this section the coding results of the proposed approach is reported.

The aspects verified in this part are the following:

- The upsampling filter separability and the symmetrisation impact on coding performance is measured
- As the number of parameters for kernel filters is significantly reduced, the impact of extending the number of taps and the number of filters is considered
- The coding gains are measured after the inclusion of the additional filtering branch

A. Experimental setup

The coding setup considers the encoding of the 41 sequences of the CLIC20 pro validation dataset [12]. The distortion metric is chosen as the mean squared error, and a rate constraint $\lambda = 0.0001, 0.0004, 0.0010, 0.0040, 0.0200$ is added to explore the bit per pixel range of approximately 0.05 to 1.00 bit per pixel.

The results are reported against two references: the Cool-Chic version 3.2 (CC3.2) with a decoder having 298 MAC per decoded pixel and versus the HEVC standard under its HM16.20 reference implementation.

Experiment	MACs	nH	KH	nL	KL	vs CC3.2	vs HM16.20
Ref	298			1	4	0.0%	-1.1%
1a	293			1	4	-0.4%	-1.5%
1b	317			1	8	-2.6%	-3.6%
2a	304	1	5	1	4	-2.2%	-3.3%
2b	327	1	5	1	8	-3.0%	-4.0%
3a	327	6	5	1	8	-4.4%	-5.4%
3b	333	6	7	6	8	-4.7%	-5.7%
4a	333	6	7	6	8		-12.6%
4b	1754	6	7	6	8		-27.6%

TABLE I

EXPERIMENT 1 MEASURES THE IMPACT OF THE SEPARABILITY AND FILTER SYMMETRISATION. EXPERIMENT 2 QUANTIFIES THE ADDITIONAL FILTER BRANCH GAINS. EXPERIMENT 3 COMBINES BOTH CONTRIBUTIONS AND EXTENDS THE NUMBER OF FILTERS AND KERNELS. EXPERIMENT 4 REPORTS THE RESULTS AFTER FULL CONVERGENCE FOR TWO DECODING COMPLEXITIES.

The decoding complexity is set to approximately 300 MAC following [8]. Here, the autoregressive module has a context of 8 pixels and the first synthesis hidden layer has 8 neurons.

The results are reported in BD-rate, that is the amount of bits saved (negative value) for a given solution w.r.t. an anchor solution.

The results are displayed in table I in fast preset of [1] (10k training iterations) for experiments 1 to 3. Experiment 4 extends the training to 100k iterations (slow mode) to achieve the best performance. Parameters n_H , K_H , n_L and K_L stand for the number and kernel size for the H and L filters respectively.

B. Experiment 1: impact of separability

To measure the impact of separability, in a first experiment, a single upsampling kernel is used as in the legacy non-separable version.

The impact of separable and symmetrical filters is first evaluated with 4 and 8 taps. With $K = 4$ taps one sees that the proposed approach provides a small improvement: indeed the additional constraints have no impact on the performance but, as the number of transmitted parameters is reduced from 16 to 2, a slight improvement is obtained. For $K = 8$, the gains are noticeable, -2.6% compared to the Cool-Chic reference. These gains were not possible with non-separable structures as the transmitted number of parameters counterbalanced the effect of filter lengthening. An example of frequency response is included in figure 2e.

C. Experiment 2 and 3: impact of the additional branch

The second experiment measures the effect of adding the filter branch $H(z)$ on top of experiments 1a and 1b. It shows that one single filter ($n_H = 1$) with $K_H = 5$ taps brings gains for both cases.

In 3a and 3b the number of kernels is extended to 6. Also a slight benefit is noticed when the kernel size $K_H = 7$. Gains are provided using both contributions, the additional filters in 3a provides approx. 1.4% gain w.r.t. experiment 2b. Experiments 3b demonstrates that small additional benefits can

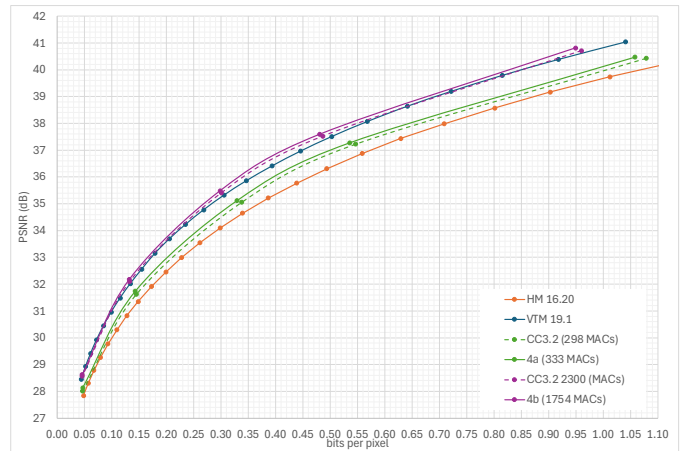


Fig. 5. Overall rate distortion performance compared to previous Cool-Chic versions and the VTM

be seen using more filters and longer filters. Gains of around 4.5% are demonstrated relative to the Cool-Chic 3.2 version.

D. Experiment 4: overall performance

Experiments 1-3 reported the performance of the improved Cool-Chic with 10k training iterations. Experiment 4a and 4b extends the learning process to 100k iterations for the 300 MAC range (4a) and the more complex operating point (4b), where the entropy neural network is extended to 16 neurons and the synthesis to 32. Compared to HEVC, respectively 12.6% and 27.6% of bit per pixel reduction is reported.

Figure 5 displays the rate distortion performance for the improved Cool-Chic version compared to its previous release (version 3.2), HEVC and VVC. The contributions on the upsampling process consistently improves the performance for both complexity points: -3.7% and -2.6% BD-rate gains achieved with the proposed modifications.

The modifications to the upsampling process allow Cool-Chic to strengthen its competitiveness relative to the VTM, as it progresses from -3.0% to -5.5% and more generally increases the attractiveness of overfitted image codecs.

V. CONCLUSION

Overfitted neural codecs need to adapt the neural representation to the signal in a compact fashion, while maintaining a low complexity. This paper demonstrates the effectiveness of using separable and symmetric filters in the upsampling process with no negative impact on the level of performance.

Moreover, the compactness of the filtering structure allows the extension of both the filtering kernels and the number of filters to allow more flexibility. This results in a better adaptation of the neural representation to the images and leads to compression improvements of the Cool-Chic codec by 5% at lower complexities and more than 2% for the higher operating modes.

This work is made open source [1].

REFERENCES

- [1] Orange Open Source, “Cool-chic open repository,” 2024, <https://github.com/Orange-OpenSource/Cool-Chic>.
- [2] Gary J. Sullivan, Jens-Rainer Ohm, Woo-Jin Han, and Thomas Wiegand, “Overview of the high efficiency video coding (hevc) standard,” *IEEE Transactions on Circuits and Systems for Video Technology*, vol. 22, no. 12, pp. 1649–1668, 2012.
- [3] David S. Taubman and Michael W. Marcellin, *JPEG 2000: Image Compression Fundamentals, Standards and Practice*, Kluwer Academic Publishers, USA, 2001.
- [4] João Ascenso, Elena Alshina, and Touradj Ebrahimi, “The JPEG AI standard: Providing efficient human and machine visual data consumption,” *IEEE MultiMedia*, vol. 30, no. 1, pp. 100–111, 2023.
- [5] Johannes Ballé, David Minnen, Saurabh Singh, Sung Jin Hwang, and Nick Johnston, “Variational image compression with a scale hyperprior,” in *International Conference on Learning Representations*, 2018.
- [6] Emilien Dupont, Adam Goliński, Milad Alizadeh, Yee Whye Teh, and Arnaud Doucet, “COIN: Compression with implicit neural representations,” 2021.
- [7] Théo Ladune, Pierrick Philippe, Félix Henry, Gordon Clare, and Thomas Leguay, “Cool-chic: Coordinate-based low complexity hierarchical image codec,” in *Proceedings of the IEEE/CVF International Conference on Computer Vision (ICCV)*, October 2023, pp. 13515–13522.
- [8] Théophile Blard, Théo Ladune, Pierrick Philippe, Gordon Clare, Xiaoran Jiang, and Olivier Déforges, “Overfitted image coding at reduced complexity,” in *2024 European Signal Processing Conference (EUSIPCO)*, 2024.
- [9] Benjamin Bross, Ye-Kui Wang, Yan Ye, Shan Liu, Jianle Chen, Gary J. Sullivan, and Jens-Rainer Ohm, “Overview of the versatile video coding (VVC) standard and its applications,” *IEEE Transactions on Circuits and Systems for Video Technology*, vol. 31, no. 10, pp. 3736–3764, 2021.
- [10] Hyunjik Kim, Matthias Bauer, Lucas Theis, Jonathan Richard Schwarz, and Emilien Dupont, “C3: High-performance and low-complexity neural compression from a single image or video,” in *Proceedings of the IEEE/CVF Conference on Computer Vision and Pattern Recognition (CVPR)*, June 2024, pp. 9347–9358.
- [11] Théo Ladune, Pierrick Philippe, Gordon Clare, Félix Henry, and Thomas Leguay, “Cool-chic: Perceptually tuned low complexity overfitted image coder,” in *2024 Data Compression Conference (DCC)*, 2024, pp. 565–565.
- [12] “Challenge on learned image coding 2020,” 2020, <http://clic.compression.cc/2021/tasks/>.