

# Deep Plug-and-Play HIO Approach for Phase Retrieval

ÇAĞATAY IŞIL,<sup>1</sup> AND FIGEN S. OKTEM,<sup>2,\*</sup>

<sup>1</sup>*Dept. of Electrical and Computer Eng., UCLA, Los Angeles, 90095, CA, USA*

<sup>2</sup>*Dept. of Electrical and Electronics Eng., METU, Ankara, 06800, Turkey*

*\*\*The results of this manuscript were obtained in 2019-2020 [1, 2].*

*\*figeno@metu.edu.tr*

**Abstract:** In the phase retrieval problem, the aim is the recovery of an unknown image from intensity-only measurements such as Fourier intensity. Although there are several solution approaches, solving this problem is challenging due to its nonlinear and ill-posed nature. Recently, learning-based approaches have emerged as powerful alternatives to the analytical methods for several inverse problems. In the context of phase retrieval, a novel plug-and-play approach that exploits learning-based prior and efficient update steps has been presented at the Computational Optical Sensing and Imaging topical meeting, with demonstrated state-of-the-art performance. The key idea was to incorporate learning-based prior to the hybrid input-output method (HIO) through plug-and-play regularization. In this paper, we present the mathematical development of the method including the derivation of its analytical update steps based on half-quadratic splitting and comparatively evaluate its performance through extensive simulations on a large test dataset. The results show the effectiveness of the method in terms of both image quality, computational efficiency, and robustness to initialization and noise.

## 1. Introduction

Phase retrieval deals with the recovery of an unknown image from intensity-only measurements. This nonlinear inverse problem arises in a variety of applications such as microscopy [3, 4], crystallography [5], optical imaging [6, 7], and astronomy [8]. In its most commonly encountered form known as Fourier phase retrieval, the available measurements are Fourier intensities. Due to its nonlinear and ill-posed nature, solving the phase retrieval problem, particularly Fourier phase retrieval, is challenging even though a unique solution can be almost always guaranteed in various practical scenarios of interest [9].

Although several solution approaches exist for the phase retrieval problems, each of them has its own drawbacks. Classical approaches are alternating projection-based methods such as the popular hybrid input-output (HIO) algorithm and its variants [10, 11]. Such projection-based methods are widely used due to their computational efficiency, simple implementation and flexibility. These methods jointly utilize the available intensity measurements and signal constraints, and alternate between the space and measurement domains to impose these available constraints through projections and reflections [10–13]. Alternating projection methods can empirically converge to a reasonably good solution in various applications. However, since regularization is not exploited in their formulation and intensity measurement constraint is non-convex, the reconstructions obtained with these methods often contain errors and artifacts due to noise amplification and being stuck in local minima.

On the other hand, regularization based reconstruction methods are shown to provide better reconstruction than alternating-projection based methods for various inverse problems in imaging. The conventional approach to regularization is to incorporate the prior statistical knowledge of the unknown image in a maximum posterior (MAP) estimation framework. The resulting optimization problem involves a data fidelity term and an analytical regularization term corresponding to the assumed prior knowledge. Instead recent approaches to regularization rely on utilizing highly developed deep image denoisers in place of analytical priors [14].

One such approach is plug-and-play (PnP) regularization [15–18], which splits the regularized inverse problem into smaller subproblems using variable-splitting methods, such as half quadratic splitting (HQS) [19–21] and alternating direction method of multipliers (ADMM) [15, 22]. The subproblem containing the regularization term then becomes a denoising problem, and is solved with any independently-developed denoising method. Recently deep learning-based denoisers are the prevailing choice as PnP priors due to their state-of-the-art denoising performance. PnP regularization have been applied to several inverse problems [15, 21, 23–28], including Fourier phase retrieval [2, 24] and phase retrieval from coded diffraction patterns (CDPs) [29–33]. *Regularization by denoising (RED)* [34] is another approach that enables the use of an arbitrary denoiser as a regularizer. Different than PnP regularization, RED uses a denoiser to explicitly define the regularization term. RED approach has also been applied to several inverse problems in imaging, including the Fourier phase retrieval problem [35] and phase retrieval from CDPs [35, 36].

Deep prior-based phase retrieval methods typically use few steps of generic optimization methods to obtain an inexact solution for the subproblem containing the data fidelity term. This often makes these methods computationally intensive. Moreover, the performance is often demonstrated using only few test images or a specific measurement setting such as coded diffraction measurements. There are also other learning-based phase retrieval approaches that purely rely on neural networks to perform inversion or to iteratively refine a rough estimate [37–39]. Such approaches generally have limited reconstruction capability even for simpler (linear) inverse problems than phase retrieval. Recently diffusion-based models, a type of generative models, have also gained popularity for solving inverse problems, with some efforts in phase retrieval [40–43]. Their ability to generate high-quality images from complex data sets has made them a valuable tool in the field. However, due to their generative nature, resulting reconstructions often contain generative artifacts in the form of non-existing realistic features. Moreover, their performance has not been evaluated comprehensively under different noisy measurement settings and through comparison with the state-of-the-art methods.

A novel plug-and-play approach that exploits learning-based priors and efficient update steps has been presented at the Computational Optical Sensing and Imaging (COSI) topical meeting [2], which enabled state-of-the-art performance. The key idea was to incorporate learning-based prior to the hybrid input-output method (HIO) through plug-and-play regularization, and hence it is named as *Plug-and-Play HIO*. In this paper, we present the mathematical development of the Plug-and-Play HIO method including the derivation of its analytical update steps based on half-quadratic splitting and comparatively evaluate its performance through extensive simulations on a large test dataset.

Plug-and-Play HIO utilizes half-quadratic splitting (HQS) to obtain efficient analytical update steps combined with learning-based denoising. Using HQS, the regularized inverse problem is first decoupled into two sub-problems that separately contain the data fidelity and prior terms to utilize PnP regularization. The sub-problem containing the prior term corresponds to a denoising problem and is simply solved with a deep learning-based denoiser. The second sub-problem containing the data fidelity term is solved analytically with efficient measurement and image update steps. Measurement update involves convex combination of the actual measurement and the estimated measurement based on the current guess, with less contribution coming from the actual measurement as the iterations proceed. Image update step performs projections to impose this updated measurement along with the available space domain constraints. By successively repeating the denoising step and analytical update steps, final reconstruction is obtained.

Deep Plug-and-Play HIO can be viewed as a regularized HIO method that exploits a learning-based prior. It demonstrates the strengths of both the classical phase retrieval methods and deep learning-based regularization methods. Any denoiser algorithm can be easily exploited within the approach. Moreover, the approach is flexible to be used with different measurements including Fourier magnitude and CDP measurements. Using a large test dataset, we illustrate

the state-of-the-art performance of the method in terms of both computational efficiency, image quality, and robustness to different initialization and noise levels. Early results have also been presented in the COSI meeting [2].

Contributions of this work can be summarized as follows:

- Development of an efficient model-based phase retrieval method with learning-based denoiser that involves analytical image and measurement update steps,
- Comprehensive experiments on a large test dataset to analyze the performance in terms of image quality, computational efficiency, and robustness to different initialization and noise levels.

The paper is organized as follows. Phase retrieval problem is introduced in Section 2 and the Plug-and-Play HIO approach is presented in Section 3. The performance of the approach is evaluated in Section 4 through a comparative analysis. In Section 5, we provide our final remarks and conclusions.

## 2. Phase Retrieval Problem

In the 2D discrete phase retrieval problem, the goal is to recover an image  $\mathbf{x}$  from intensity-only measurements  $\mathbf{y}$  that can be expressed as

$$\mathbf{y}^2 = |\mathbf{A}\mathbf{x}|^2 + \mathbf{w}, \quad \mathbf{w} \sim N(\mathbf{0}, \alpha^2 \text{diag}(|\mathbf{F}\mathbf{x}|^2)) \quad (1)$$

where  $\mathbf{A}$  is the  $M^2 \times N^2$  measurement matrix,  $\mathbf{x} \in \mathbb{R}^{N^2}$  or  $\mathbb{C}^{N^2}$  denotes the vector form of the  $N \times N$  unknown image, and  $\mathbf{y}^2 \in \mathbb{R}^{M^2}$  represents the vector form of the  $M \times M$  noisy intensity measurements, where each vector is obtained using lexicographic ordering. Moreover,  $\mathbf{w} \in \mathbb{R}^{M^2}$  denotes the additive Gaussian noise, where  $\alpha$  is a scaling parameter that controls the signal-to-noise ratio (SNR) and  $\text{diag}(\boldsymbol{\lambda})$  is a diagonal matrix whose diagonal entries are given by the vector  $\boldsymbol{\lambda}$ . The measurement noise can also be assumed to have Poisson distribution, and here its normal approximation [35] is used.

An important special case is Fourier phase retrieval problem, for which  $\mathbf{A} = \mathbf{F}$  is the 2D DFT matrix. In this most commonly encountered and challenging version, the goal is to recover an image from its Fourier magnitude. The unknown image  $\mathbf{x}$  is often assumed to be real-valued, non-negative, and have finite support, and for uniqueness guarantee,  $M \times M$ -point oversampled DFT with  $M \geq 2N - 1$  is required [9]. Here we choose  $M$  as  $2N$  for simplicity.

Alternating projection algorithms are prevalently used for the solution of the phase retrieval problems due to their flexibility and simple implementation. To recover the missing phase, they iteratively perform projections to exploit the available intensity measurements and prior information. Gerchberg-Saxton (GS) algorithm [12] is one of the earliest projection algorithms, which enforces intensity measurement constraints in the space and Fourier domains to reconstruct a complex-valued image. Error reduction (ER) method is a variant of the GS algorithm that also enforces the space domain constraints (in addition to the measurements) [13]. Although the error in the recovered intensities is monotonically non-increasing in GS-type algorithms, recovery of the true solution can not be guaranteed [10]. Due to the intensity (measurement) constraints, these algorithms involve projections onto nonconvex sets and hence can converge to a local minimum.

For Fourier phase retrieval, widely used alternating projection approach is the HIO method [11], which is a relaxed version of the ER method. Similar to the ER, HIO algorithm performs projections for the Fourier magnitude and space domain constraints (such as real valuedness, non-negativity, and support). However, different than ER, it does not require the iterates to comply with the constraints exactly, instead it updates the iterates to finally arrive at a solution that satisfies the constraints. Although the performance of HIO-type methods depends on the

initialization and their convergence behavior cannot be analyzed completely, they yet converges to a reasonable solution empirically in various applications. Moreover, empirically they are shown to converge to the global solution when the measurements are noise-free. Nevertheless their reconstructions from noisy measurements suffer from errors and artifacts due to noise amplification and being stuck in local minima.

### 3. Plug-and-Play HIO Approach via Half Quadratic Splitting

Plug-and-Play HIO is a model-based phase retrieval method that utilizes half-quadratic splitting (HQS) [19] to obtain efficient analytical update steps with learning-based denoising. Below we present the development of the method.

A general formulation of the phase retrieval problem with regularization can be expressed as follows:

$$\hat{\mathbf{x}} = \underset{\mathbf{x}}{\operatorname{argmin}} \frac{1}{2} \|\mathbf{y} - |\mathbf{Ax}|\|^2 + \lambda R(\mathbf{x}) \quad (2)$$

Here  $R(\mathbf{x})$  is the regularization functional related to the prior information, and  $\lambda$  denotes the regularization parameter. This optimization problem is split into sub-problems using HQS. By defining an auxiliary variable  $\mathbf{z}$ , the problem in Eqn. 2 is first reformulated as follows:

$$\hat{\mathbf{x}} = \underset{\mathbf{x}}{\operatorname{argmin}} \frac{1}{2} \|\mathbf{y} - |\mathbf{Ax}|\|^2 + \lambda R(\mathbf{z}) \quad \text{s.t.} \quad \mathbf{z} = \mathbf{x} \quad (3)$$

This constrained optimization problem is then converted into the following unconstrained form:

$$\hat{\mathbf{x}}, \hat{\mathbf{z}} = \underset{\mathbf{x}, \mathbf{z}}{\operatorname{argmin}} \frac{1}{2} \|\mathbf{y} - |\mathbf{Ax}|\|^2 + \lambda R(\mathbf{z}) + \frac{\mu}{2} \|\mathbf{x} - \mathbf{z}\|^2 \quad (4)$$

where the penalty parameter  $\mu$  is non-decreasing. We can solve this lifted problem by performing minimization over  $\mathbf{x}$  and  $\mathbf{z}$  alternatingly as follows:

$$\mathbf{x}_{k+1} = \underset{\mathbf{x}}{\operatorname{argmin}} \|\mathbf{y} - |\mathbf{Ax}|\|^2 + \mu_k \|\mathbf{x} - \mathbf{z}_k\|^2 \quad (5a)$$

$$\mathbf{z}_{k+1} = \underset{\mathbf{z}}{\operatorname{argmin}} \frac{\mu_k}{2} \|\mathbf{z} - \mathbf{x}_{k+1}\|^2 + \lambda R(\mathbf{z}) \quad (5b)$$

As seen from above, the regularization and data fidelity terms are decoupled into two simpler sub-problems as desired.

The sub-problem in Eqn. 5b is a denoising problem and can be solved using any Gaussian denoiser  $D(\mathbf{x}_{k+1}, \sigma_k)$  where the noise standard deviation  $\sigma_k = \sqrt{\lambda/\mu_k}$  should be a non-increasing parameter since  $\mu_k$  is non-decreasing. The input and output of the denoiser is  $\mathbf{x}_{k+1}$  and  $\mathbf{z}_{k+1}$  respectively.

To find the solution of the sub-problem in Eqn. 5a, subdifferential of the objective function at  $\mathbf{x}$  is obtained. Assuming real-valued  $\mathbf{x}$  and invertible  $\mathbf{A}$  for simplicity, this yields the following necessary condition for  $\mathbf{x}$ :

$$-2 \operatorname{Re} \left\{ \mathbf{A}^{-1} \left( \mathbf{y} \odot \frac{\mathbf{Ax}}{|\mathbf{Ax}|} \right) - \mathbf{x} \right\} + 2\mu_k (\mathbf{x} - \mathbf{z}_k) = 0 \quad (6)$$

This expression suggests a fixed-point iteration, and remarkably initialization of this fixed-point iteration with  $\mathbf{z}_k$  provides the following solution that satisfies the necessary condition for optimality:

$$\mathbf{x}^* = \eta_k \operatorname{Re} \left\{ \mathbf{A}^{-1} \left( \mathbf{y} \odot \frac{\mathbf{Az}_k}{|\mathbf{Az}_k|} \right) \right\} + (1 - \eta_k) \mathbf{z}_k \quad (7)$$

with  $\eta_k = 1/(1 + \mu_k)$ . By re-writing this expression, we obtain the measurement and image update steps in our method as follows:

$$\tilde{\mathbf{y}}_k = \eta_k \mathbf{y} + (1 - \eta_k) |\mathbf{A} \mathbf{z}_k| \quad (8)$$

$$\mathbf{x}_{k+1} = \mathbb{R}e \left\{ \mathbf{A}^{-1} \left( \tilde{\mathbf{y}}_k \odot \frac{\mathbf{A} \mathbf{z}_k}{|\mathbf{A} \mathbf{z}_k|} \right) \right\} \quad (9)$$

By combining these analytical update steps with the denoising step, the iterations in the developed alternating-minimization approach can be expressed as follows:

$$\tilde{\mathbf{y}}_k = \eta_k \mathbf{y} + (1 - \eta_k) |\mathbf{A} \mathbf{z}_k| \quad (10)$$

$$\mathbf{x}_{k+1} = \mathbb{R}e \left\{ \mathbf{A}^{-1} \left( \tilde{\mathbf{y}}_k \odot \frac{\mathbf{A} \mathbf{z}_k}{|\mathbf{A} \mathbf{z}_k|} \right) \right\} \quad (11)$$

$$\mathbf{z}_{k+1} = D(\mathbf{x}_{k+1}, \sigma_k) \quad (12)$$

with the parameter  $\eta_k$  non-increasing in the range  $[0, 1]$  since  $\mu_k$  is non-decreasing and non-negative.

The overall algorithm named as *Plug-and-Play Phase Retrieval (PR)* is summarized in Algorithm 1. Note that analytical update steps involve a measurement update based on the estimated measurement for the current guess, followed by projections onto the available constraint sets. As given in the 3rd step of Algorithm 1, the measurement is updated at each iteration  $k$  as the convex combination of the available measurement  $\mathbf{y}$  and the estimated measurement  $|\mathbf{A} \mathbf{z}_k|$  for the current estimate  $\mathbf{z}_k$ . Since the parameter  $\eta_k$  is non-increasing in the range  $[0, 1]$ , updated measurement is affected from  $|\mathbf{A} \mathbf{z}_k|$  more than the actual measurement  $\mathbf{y}$  as the iterations proceed. Moreover, the image update involves projections that impose the updated measurement and real-valuedness constraint on the current estimate  $\mathbf{z}_k$  as in conventional error-reduction (ER) algorithm. Clearly, if assumptions of real-valued  $\mathbf{x}$  and invertible  $\mathbf{A}$  are relaxed or other constraints such as support and nonnegativity are available, the 4th step of Algorithm 1 can be replaced with the respective projection operations used in conventional algorithms. Lastly, in the 5th step, this intermediate result is enhanced by a deep denoiser.

---

#### Algorithm 1 Plug-and-Play PR

---

**Input:**  $\mathbf{y}, \mathbf{z}_0, T$ , non-increasing  $\eta_k \in [0, 1]$ , non-increasing  $\sigma_k \in \mathbb{R}^+$

- 1: **for**  $k = 0$  to  $T - 1$  **do**
  - 2:    $\tilde{\mathbf{y}}_k \leftarrow \eta_k \mathbf{y} + (1 - \eta_k) |\mathbf{A} \mathbf{z}_k|$
  - 3:    $\mathbf{x}_{k+1} \leftarrow \mathbb{R}e \left\{ \mathbf{A}^{-1} \left( \tilde{\mathbf{y}}_k \odot \frac{\mathbf{A} \mathbf{z}_k}{|\mathbf{A} \mathbf{z}_k|} \right) \right\}$
  - 4:    $\mathbf{z}_{k+1} \leftarrow D(\mathbf{x}_{k+1}, \sigma_k)$
- 

Note that the fourth step in the developed method corresponds to an error-reduction (ER) step which involves a nonconvex projection to enforce the updated measurement. As is well-known, HIO-type methods has better capability than ER to avoid local minima and to reach a solution that satisfies the nonconvex constraint in the phase retrieval problems. For this reason, we also consider a relaxed version of the developed method where the nonconvex projection in the fourth step of Algorithm 1 is replaced with a few HIO iterations. This version of the developed method is summarized in Algorithm 2 and named as *Plug-and-Play HIO*.

This second method can be viewed as a regularized HIO method that exploits a learning-based prior. In Algorithm 2, the inner HIO iterations use the current estimate  $\mathbf{z}_k$  and the updated measurement  $\tilde{\mathbf{y}}_k$  for image initialization and measurement, respectively. A learning-based denoiser is then exploited to denoise the HIO result. These inner and outer iterations continue for a fixed number of iterations  $K$  and  $T$  respectively. As before,  $\sigma_k$  and  $\eta_k$  are non-increasing parameters of the denoising and measurement update steps.

---

**Algorithm 2** Plug-and-Play HIO

---

**Input:**  $\mathbf{y}$ ,  $\mathbf{z}_0$ ,  $T$ ,  $K$ ,  $\beta$ , non-increasing  $\eta_k \in [0, 1]$ , non-increasing  $\sigma_k \in \mathbb{R}^+$

```
1: for  $k = 0$  to  $T - 1$  do
2:    $\tilde{\mathbf{y}}_k \leftarrow \eta_k \mathbf{y} + (1 - \eta_k) |\mathbf{A} \mathbf{z}_k|$ 
3:    $\mathbf{v}_0 \leftarrow \mathbf{z}_k$ 
4:   for  $i = 0$  to  $K - 1$  do
5:      $\mathbf{v}'_i \leftarrow \mathbf{A}^{-1} \left( \tilde{\mathbf{y}}_k \odot \frac{\mathbf{A} \mathbf{v}_i}{|\mathbf{A} \mathbf{v}_i|} \right)$ 
6:      $\gamma \leftarrow$  set of indices of  $\mathbf{v}'_i$  that violates the space domain constraints (real-valuedness,
       non-negativity, support, etc.)
7:      $\mathbf{v}_{i+1}[n] = \begin{cases} \mathbf{v}'_i[n] & \text{for } n \notin \gamma \\ \mathbf{v}_i[n] - \beta \mathbf{v}'_i[n] & \text{for } n \in \gamma \end{cases}$ 
8:    $\mathbf{x}_{k+1} \leftarrow \mathbf{v}_K$ 
9:    $\mathbf{z}_{k+1} \leftarrow D(\mathbf{x}_{k+1}, \sigma_k)$ 
```

---

#### 4. Numerical Results

To show the effectiveness of the developed methods in terms of noise tolerance, computational efficiency, and image generality, we consider the challenging Fourier phase retrieval problem. We use a large test dataset from [39] that contains 236 images consisting of 230 natural and 6 unnatural ones. These are 200 test images of BSD dataset, 24 images of Kodak dataset [44], and 6 natural and 6 unnatural images used in [35]. These unnatural images are taken by telescopes and scanning electron microscopes. All images are of size  $256 \times 256$  and have pixel values between 0 and 255.

The noisy Fourier intensity measurements are generated using Eqn. 1 with  $\alpha = 2, 3, 4$ , which is equivalent to an average SNR of 33.39, 31.67, 30.44 dB respectively (where SNR is defined as  $10 \log(\|\mathbf{F} \mathbf{x}\|_2^2 / \|\mathbf{w}\|_2)$ ). These measurements are used with a particular initialization procedure proposed in [35]. In this procedure, the HIO method is first run with 50 different random initializations for 50 iterations. Then, the reconstruction  $\hat{\mathbf{x}}$  with the lowest residual ( $\|\mathbf{F} \hat{\mathbf{x}} - \mathbf{y}\|_2$ ) is processed with additional 1000 HIO iterations. The final result is considered as the reconstruction of the HIO method in our comparisons. This is also used for the initialization of all the other algorithms including the developed plug-and-play methods as well as all the compared algorithms which are prDeep [35] and iterative HIO-DNN method [39].

For comparisons, peak signal-to-noise ratio (PSNR) and structural similarity index (SSIM) [45] are used as quantitative metrics to comparatively evaluate the performance of all methods. Sample reconstructions are also provided for visual evaluation. All computations are performed using MATLAB with MatConvNet toolbox [46] and Nvidia Quadro P5000 GPU.

As deep denoiser prior, a pre-trained CNN-based denoiser developed in [21] is used in the plug-and-play PR and plug-and-play HIO methods. This denoiser consists of 25 DNNs trained for different Gaussian noise levels with standard deviations chosen from the interval  $[0, 50]$  with a step size of 2. These DNNs involves dilation of convolution layers, residual learning to improve image denoising performance, and batch normalization [21, 47]. More details of the network architecture can be found in [21].

In the developed plug-and-play methods, there are parameters that should be picked such as the number of inner HIO iterations  $K$ , outer iterations  $T$ , and the HIO update parameter  $\beta$ . The parameters  $K$  and  $T$  are respectively chosen as 5 and 200 since it is observed that they are generally sufficient for the convergence of the developed methods. The HIO parameter  $\beta$  is selected as its common value 0.9. As discussed before,  $\sigma_k$  and  $\eta_k$  are non-increasing parameters used in the denoising and image update steps with  $\eta_k$  taking values in the range  $[0, 1]$ . We choose  $\sigma_k$  as logarithmically decreasing from a pre-determined maximum value  $\sigma_{max}$  to a minimum

value  $\sigma_{min}$  throughout iterations. The maximum and minimum values,  $\sigma_{max}$  and  $\sigma_{min}$ , that determine the range of the parameter  $\sigma_k$ , are optimized through a numerical search and set to 40 and 5, respectively. For easier parameter tweaking, the normalized values  $\sigma_k/\sigma_{max}$  are used for the parameter  $\eta_k$ .

The average reconstruction performance of different methods are evaluated for 236 different test images using 5 Monte Carlo runs, and are given in Table 1 for different Poisson noise levels with  $\alpha = 2, 3, 4$ . The average runtime of each method is also listed there. As seen from the table, plug-and-play HIO shows the best overall reconstruction quality for natural images in terms of both SSIM and PSNR, with little additional runtime compared to the conventional HIO. In fact, although the Plug-and-Play HIO is slightly slower than the iterative DNN-HIO method, it is approximately 2-fold faster than PrDeep in addition to providing the best reconstruction performance among the compared methods.

Table 1. **The average reconstruction performance and runtime for 236 test images in 5 Monte Carlo runs**


$\alpha = 2$ (Avg. SNR: 33.39 dB)	Avg. PSNR (dB)			Avg. SSIM			Runtime (sec.)
	Overall	Natural	Unnatural	Overall	Natural	Unnatural	
HIO	18.95 ± 0.07	18.89 ± 0.09	21.19 ± 0.83	0.424 ± 0.003	0.423 ± 0.003	0.461 ± 0.036	<b>162</b>
PrDeep [35]	23.33 ± 0.24	23.33 ± 0.23	23.40 ± 2.45	0.653 ± 0.008	0.655 ± 0.008	0.584 ± 0.070	475
Iterative DNN-HIO [39]	23.60 ± 0.19	23.57 ± 0.18	24.99 ± 1.32	0.721 ± 0.006	0.721 ± 0.006	0.733 ± 0.050	173
Plug-and-Play PR	20.11 ± 0.16	20.03 ± 0.17	23.04 ± 1.20	0.565 ± 0.005	0.564 ± 0.006	0.616 ± 0.042	201
Plug-and-Play HIO	<b>24.79 ± 0.26</b>	<b>24.73 ± 0.26</b>	<b>27.04 ± 2.32</b>	<b>0.738 ± 0.007</b>	<b>0.738 ± 0.008</b>	<b>0.735 ± 0.069</b>	247
$\alpha = 3$ (Avg. SNR: 31.67 dB)	Avg. PSNR (dB)			Avg. SSIM			Runtime (sec.)
Overall	Natural	Unnatural	Overall	Natural	Unnatural		
HIO	18.03 ± 0.10	17.97 ± 0.10	20.05 ± 0.85	0.351 ± 0.003	0.350 ± 0.003	0.403 ± 0.037	<b>163</b>
PrDeep [35]	21.98 ± 0.31	21.98 ± 0.34	21.74 ± 1.45	0.593 ± 0.010	0.594 ± 0.010	0.535 ± 0.056	470
Iterative DNN-HIO [39]	22.84 ± 0.26	22.81 ± 0.28	24.05 ± 1.36	0.677 ± 0.009	0.676 ± 0.010	<b>0.713 ± 0.057</b>	178
Plug-and-Play PR	19.79 ± 0.18	19.73 ± 0.19	22.07 ± 1.15	0.546 ± 0.006	0.544 ± 0.007	0.604 ± 0.046	202
Plug-and-Play HIO	<b>23.90 ± 0.28</b>	<b>23.87 ± 0.29</b>	<b>24.88 ± 1.23</b>	<b>0.700 ± 0.011</b>	<b>0.700 ± 0.012</b>	0.691 ± 0.045	248
$\alpha = 4$ (Avg. SNR: 30.44 dB)	Avg. PSNR (dB)			Avg. SSIM			Runtime (sec.)
Overall	Natural	Unnatural	Overall	Natural	Unnatural		
HIO	17.37 ± 0.05	17.33 ± 0.05	19.06 ± 0.47	0.304 ± 0.002	0.303 ± 0.001	0.363 ± 0.018	<b>162</b>
PrDeep [35]	20.75 ± 0.09	20.75 ± 0.10	20.80 ± 1.49	0.532 ± 0.005	0.533 ± 0.005	0.509 ± 0.051	475
Iterative DNN-HIO [39]	21.87 ± 0.13	21.85 ± 0.12	22.70 ± 1.19	0.620 ± 0.006	0.618 ± 0.005	<b>0.688 ± 0.056</b>	179
Plug-and-Play PR	19.46 ± 0.14	19.41 ± 0.13	21.57 ± 1.61	0.523 ± 0.005	0.521 ± 0.005	0.603 ± 0.048	201
Plug-and-Play HIO	<b>22.37 ± 0.23</b>	<b>22.35 ± 0.20</b>	<b>23.42 ± 1.37</b>	<b>0.630 ± 0.010</b>	<b>0.629 ± 0.008</b>	0.654 ± 0.064	247

To evaluate the reconstruction quality visually, sample reconstructions for the natural images "tiger" and "bird" from the test dataset are also shown in Fig. 1. As seen from the images and zoomed-in regions, plug-and-play HIO does not introduce much artifacts and over-smoothing like the other methods, and thereby provides the best reconstruction based on both visual inspection and quantitative comparison.

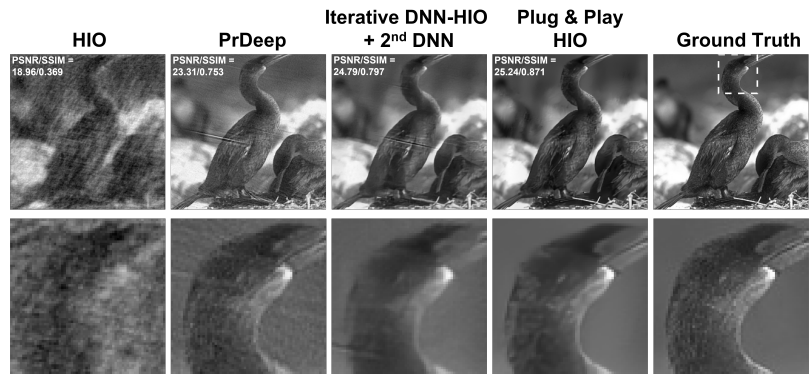
Plug-and-Play HIO also provides robust performance for different noise levels. As seen in the table, its reconstruction quality surpasses all the other methods at different noise levels including  $\alpha = 2, 4$ , although the parameters of the method are optimized only for  $\alpha = 3$ .

Moreover, the developed plug-and-play HIO method is capable of successfully reconstructing unnatural images although the used denoiser is trained only with natural images. While PrDeep method also exploits a denoiser prior learned solely from natural images, our method performs better. For visual comparison, sample reconstructions for an unnatural image are illustrated in Fig. 1. As seen, while PrDeep reconstruction has artifacts, plug-and-play HIO reconstruction is almost artifact-free.

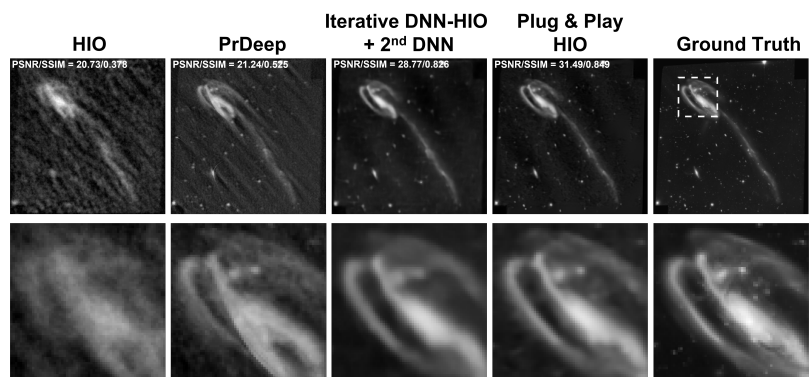
Plug-and-Play HIO also significantly outperforms Plug-and-Play PR in terms of both PSNR and



(a) Sample reconstructions for the natural image "Tiger".



(b) Sample reconstructions for the natural image "Bird".



(c) Sample reconstructions for the unnatural image "Galaxy".

Figure 1. Reconstructions obtained with different methods for three test images and  $\alpha=3$  case.



SSIM. To visually show the effectiveness of replacing the ER iterations with the more effective HIO iterations, sample reconstructions are given in Fig. 2. Plug-and-Play PR suffers from reconstruction artifacts and slow convergence similar to the ER algorithm, while Plug-and-Play HIO, which replaces the ER step in the developed PNP method with HIO iterations, provides much better reconstructions both visually and quantitatively.




Figure 2. Comparison of PnP PR and PnP HIO

Because phase retrieval algorithms are generally sensitive to initialization, we also evaluate the robustness of the developed approach to different initializations and image characteristics. Fig. 3 shows the PSNR and SSIM histograms of each method when  $\alpha = 3$ . These histograms are

computed using reconstructions of 236 distinct test images obtained with 5 Monte Carlo runs, meaning that 5 different initializations are used for the reconstruction of each image. In these histograms, Plug and Play HIO has more reconstructions at higher PSNR ( $> 30$  dB) and SSIM ( $> 0.9$ ) zones than the other methods in addition to performing better in terms of average PSNR and SSIM. This suggests that compared to the other methods.

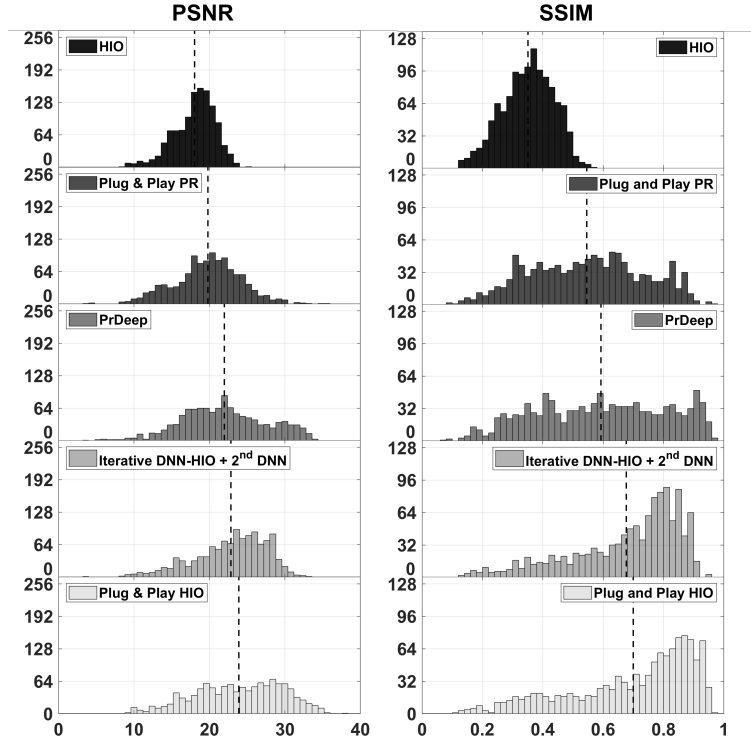


Figure 3. The histograms of PSNR (left column) and SSIM (right column) for the reconstructions obtained with different methods for all test images and 5 Monte Carlo runs ( $\alpha = 3$  case). The average PSNR and SSIM values are shown with the vertical dashed lines.

## 5. Conclusions

In this paper, using HQS, we derived the Plug-and-Play HIO approach, an iterative model-based phase retrieval method that involves efficient update steps with learning-based prior. The method performs efficient analytical update steps followed by learning based denoising. Analytical update steps consist of measurement and image update steps. In the measurement update step, convex combination of the measured intensity with the estimated measurement for the current guess is computed. Due to a varying weight parameter, the updated measurement is affected less from the actual measurement as the iterations proceed. In the image update step, the updated measurement is imposed on the current guess along with the available space domain constraints. This intermediate result is then enhanced by a deep denoiser. By successively repeating these analytical update and denoising steps, final reconstruction is obtained. The effectiveness of the developed method is demonstrated in terms of reconstruction quality, computational efficiency, robustness to different initialization and noise levels using a large test dataset. The results demonstrate that Plug-and-Play HIO method not only provides state-of-the-art reconstruction

performance, but also enables fast computation.

Deep Plug-and-Play HIO approach can be viewed as a regularized HIO method that exploits a deep learning-based prior. The approach demonstrates the strengths of both the classical phase retrieval methods and deep learning-based regularization methods. Due to its plug-and-play nature, any denoiser algorithm can be easily exploited within the method. Different than the learning-based direct inversion and unrolled methods, the approach also has the advantage of applicability to different magnitude measurements without requiring additional training. This work demonstrates that, for phase retrieval, classical model-based methods can be substantially improved through the incorporation of deep priors via PnP regularization. We believe that the joint use of model-based methods with deep learning will play an important role in developing robust and efficient algorithms for nonlinear inverse problems.

**Funding.** Türkiye Bilimsel ve Teknolojik Araştırma Kurumu (120E505).

**Acknowledgment.** This study was funded by Scientific and Technological Research Council of Turkey (TUBITAK) under the Grant Number 120E505. Figen S. Oktem thanks TUBITAK for the support.

**Disclosures.** The authors declare no conflicts of interest related to this article.

**Data availability.** Data underlying the results presented in this paper are not publicly available at this time but may be obtained from authors upon reasonable request.

## References

1. Isil, "Development of novel analysis and reconstruction techniques for coherent optical imaging systems," Master's thesis, Middle East Technical University (2019).
2. Ç. Işıl and F. S. Oktem, "Model-based phase retrieval with deep denoiser prior," in *Imaging and Applied Optics Congress*, (Optica Publishing Group, 2020), p. CF2C.5.
3. G. Zheng, R. Horstmeyer, and C. Yang, "Wide-field, high-resolution Fourier ptychographic microscopy," *Nat. Photonics* **7**, 739 (2013).
4. Y. Rivenson, Y. Zhang, H. Günaydn, D. Teng, and A. Ozcan, "Phase recovery and holographic image reconstruction using deep learning in neural networks," *Light. Sci. & Appl.* **7**, 17141 (2018).
5. R. P. Millane, "Phase retrieval in crystallography and optics," *J. Opt. Soc. Am. A* **7**, 394–411 (1990).
6. A. Walthers, "The question of phase retrieval in optics," *Opt. Acta: Int. J. Opt.* **10**, 41–49 (1963).
7. T. J. Schulz and D. L. Snyder, "Image recovery from correlations," *J. Opt. Soc. Am. A* **9**, 1266–1272 (1992).
8. J. C. Dainty and J. Fienup, "Phase retrieval and image reconstruction for astronomy," *Image Recover. Theory Appl* **13**, 231–275 (1987).
9. M. Hayes, "The reconstruction of a multidimensional sequence from the phase or magnitude of its Fourier transform," *IEEE Transactions on Acoust. Speech, Signal Process.* **30**, 140–154 (1982).
10. Y. Shechtman, Y. C. Eldar, O. Cohen, H. N. Chapman, J. Miao, and M. Segev, "Phase retrieval with application to optical imaging: a contemporary overview," *IEEE Signal Process. Mag.* **32**, 87–109 (2015).
11. J. R. Fienup, "Phase retrieval algorithms: a comparison," *Appl. Opt.* **21**, 2758–2769 (1982).
12. R. W. Gerchberg and W. O. Saxton, "A practical algorithm for the determination of phase from image and diffraction plane pictures," *Optik* **35**, 237–250 (1972).
13. J. R. Fienup, "Reconstruction of an object from the modulus of its Fourier transform," *Opt. letters* **3**, 27–29 (1978).
14. G. Ongie, A. Jalal, C. A. Metzler, R. G. Baraniuk, A. G. Dimakis, and R. Willett, "Deep learning techniques for inverse problems in imaging," *IEEE J. on Sel. Areas Inf. Theory* **1**, 39–56 (2020).
15. S. V. Venkatakrishnan, C. A. Bouman, and B. Wohlberg, "Plug-and-play priors for model based reconstruction," in *IEEE Global Conference on Signal and Information Processing*, (IEEE, 2013), pp. 945–948.
16. A. Brifman, Y. Romano, and M. Elad, "Turning a denoiser into a super-resolver using plug and play priors," in *2016 IEEE International Conference on Image Processing (ICIP)*, (2016), pp. 1404–1408.
17. A. M. Teodoro, J. M. Bioucas-Dias, and M. A. T. Figueiredo, "Image restoration and reconstruction using variable splitting and class-adapted image priors," in *2016 IEEE International Conference on Image Processing (ICIP)*, (2016), pp. 3518–3522.
18. A. Rond, R. Giryes, and M. Elad, "Poisson inverse problems by the plug-and-play scheme," *J. Vis. Commun. Image Represent.* **41**, 96–108 (2016).
19. D. Geman and C. Yang, "Nonlinear image recovery with half-quadratic regularization," *IEEE Transactions on Image Process.* **4**, 932–946 (1995).
20. D. Zoran and Y. Weiss, "From learning models of natural image patches to whole image restoration," in *Proceedings of the IEEE International Conference on Computer Vision (ICCV)*, (IEEE, 2011), pp. 479–486.
21. K. Zhang, W. Zuo, S. Gu, and L. Zhang, "Learning deep CNN denoiser prior for image restoration," in *IEEE Conference on Computer Vision and Pattern Recognition (CVPR)*, (IEEE, 2017), pp. 3929–3938.

22. S. Boyd, N. Parikh, E. Chu, B. Peleato, J. Eckstein *et al.*, “Distributed optimization and statistical learning via the alternating direction method of multipliers,” *Foundations Trends Mach. learning* **3**, 1–122 (2011).
23. F. Heide, M. Steinberger, Y.-T. Tsai, M. Rouf, D. Pajak, D. Reddy, O. Gallo, J. Liu, W. Heidrich, K. Egiazarian *et al.*, “Flexisp: A flexible camera image processing framework,” *ACM Transactions on Graph. (ToG)* **33**, 1–13 (2014).
24. F. Heide, S. Diamond, M. Nießner, J. Ragan-Kelley, W. Heidrich, and G. Wetzstein, “Proximal: Efficient image optimization using proximal algorithms,” *ACM Transactions on Graph.* **35**, 84 (2016).
25. N. Yair and T. Michaeli, “Multi-scale weighted nuclear norm image restoration,” in *IEEE Conference on Computer Vision and Pattern recognition*, (2018), pp. 3165–3174.
26. T. Meinhardt, M. Moller, C. Hazirbas, and D. Cremers, “Learning proximal operators: Using denoising networks for regularizing inverse imaging problems,” in *Proceedings of the IEEE International Conference on Computer Vision (ICCV)*, (IEEE, 2017), pp. 1781–1790.
27. J. R. Chang, C. L. Li, B. Póczos, and B. V. Kumar, “One network to solve them all—solving linear inverse problems using deep projection models,” in *Proceedings of the IEEE International Conference on Computer Vision (ICCV)*, (IEEE, 2017), pp. 5889–5898.
28. H. K. Aggarwal, M. P. Mani, and M. Jacob, “MoDL: Model-based deep learning architecture for inverse problems,” *IEEE Transactions on Med. Imaging* **38**, 394–405 (2019).
29. V. Katkovnik and J. Astola, “Phase retrieval via spatial light modulator phase modulation in 4f optical setup: numerical inverse imaging with sparse regularization for phase and amplitude,” *J. Opt. Soc. Am. A* **29**, 105–116 (2012).
30. V. Katkovnik, “Phase retrieval from noisy data based on sparse approximation of object phase and amplitude,” arXiv preprint arXiv:1709.01071 (2017).
31. K. Wei, A. Aviles-Rivero, J. Liang, Y. Fu, C.-B. Schönlieb, and H. Huang, “Tuning-free plug-and-play proximal algorithm for inverse imaging problems,” in *International Conference on Machine Learning*, (PMLR, 2020), pp. 10158–10169.
32. B. Shi, Q. Lian, X. Huang, and N. An, “Constrained phase retrieval: when alternating projection meets regularization,” *JOSA B* **35**, 1271–1281 (2018).
33. C. A. Metzler, A. Maleki, and R. G. Baraniuk, “BM3D-PRGAMP: Compressive phase retrieval based on BM3D denoising,” in *IEEE International Conference on Image Processing (ICIP)*, (IEEE, 2016), pp. 2504–2508.
34. Y. Romano, M. Elad, and P. Milanfar, “The little engine that could: Regularization by denoising (RED),” *SIAM J. on Imaging Sci.* **10**, 1804–1844 (2017).
35. C. Metzler, P. Schniter, A. Veeraraghavan, and R. Baraniuk, “prDeep: Robust phase retrieval with a flexible deep network,” in *Proceedings of the 35th International Conference on Machine Learning*, (JMLR.org, 2018), pp. 3498–3507.
36. Z. Wu, Y. Sun, J. Liu, and U. Kamilov, “Online regularization by denoising with applications to phase retrieval,” in *Proceedings of the IEEE/CVF International Conference on Computer Vision Workshops*, (2019), pp. 0–0.
37. Y. Zhang, M. A. Noack, P. Vagovic, K. Fezzaa, F. Garcia-Moreno, T. Ritschel, and P. Villanueva-Perez, “PhaseGAN: a deep-learning phase-retrieval approach for unpaired datasets,” *Opt. Express* **29**, 19593–19604 (2021).
38. Q. Ye, L.-W. Wang, and D. P. Lun, “SiSPRNet: end-to-end learning for single-shot phase retrieval,” *Opt. Express* **30**, 31937–31958 (2022).
39. Ç. Işıl, F. S. Oktem, and A. Koç, “Deep iterative reconstruction for phase retrieval,” *Appl. Opt.* **58**, 5422–5431 (2019).
40. H. Chung, J. Kim, M. T. Mccann, M. L. Klasky, and J. C. Ye, “Diffusion posterior sampling for general noisy inverse problems,” in *The Eleventh International Conference on Learning Representations*, (2023).
41. T. Uelwer, A. Oberstraß, and S. Harmeling, “Phase retrieval using conditional generative adversarial networks,” in *2020 25th International Conference on Pattern Recognition (ICPR)*, (IEEE, 2021), pp. 731–738.
42. S. Shoushtari, J. Liu, and U. S. Kamilov, “DOLPH: Diffusion models for phase retrieval,” arXiv preprint arXiv:2211.00529 (2022).
43. F. Shamshad and A. Ahmed, “Compressed sensing-based robust phase retrieval via deep generative priors,” *IEEE Sensors J.* **21**, 2286–2298 (2021).
44. R. W. Franzen, “True color kodak images,” <http://r0k.us/graphics/kodak> (2013).
45. Z. Wang, A. C. Bovik, H. R. Sheikh, and E. P. Simoncelli, “Image quality assessment: from error visibility to structural similarity,” *IEEE Transactions on Image Process.* **13**, 600–612 (2004).
46. A. Vedaldi and K. Lenc, “MatConvNet: Convolutional neural networks for MATLAB,” in *Proceedings of the 23rd ACM International Conference on Multimedia*, (ACM, 2015), pp. 689–692.
47. A. Lucas, M. Iliadis, R. Molina, and A. K. Katsaggelos, “Using deep neural networks for inverse problems in imaging: Beyond analytical methods,” *IEEE Signal Process. Mag.* **35**, 20–36 (2018).