

# Using dynamic extensions for the backstepping control of hyperbolic systems

N. Gehring<sup>a,★</sup>, J. Deutscher<sup>b</sup>, A. Irscheid<sup>c</sup>

<sup>a</sup>*Institute of Automatic Control and Control Systems Technology, Johannes Kepler University Linz, Linz, Austria*

<sup>b</sup>*Institute of Measurement, Control and Microtechnology, Ulm University, Ulm, Germany*

<sup>c</sup>*Chair of Systems Theory and Control Engineering, Saarland University, Saarbrücken, Germany*

---

## Abstract

This paper systematically introduces dynamic extensions for the boundary control of general heterodirectional hyperbolic PDE systems. These extensions, which are well known in the finite-dimensional setting, constitute the dynamics of state feedback controllers. They make it possible to achieve design goals beyond what can be accomplished by a static state feedback. The design of dynamic state feedback controllers is divided into first introducing an appropriate dynamic extension and then determining a static feedback of the extended state, which includes the system and controller state, to meet some design objective. In the paper, the dynamic extensions are chosen such that all transport velocities are homogenized on the unit spatial interval. Based on the dynamically extended system, a backstepping transformation allows to easily find a static state feedback that assigns a general dynamics to the closed-loop system, with arbitrary in-domain couplings. This new design flexibility is also used to determine a feedback that achieves complete input-output decoupling in the closed loop with ensured internal stability. It is shown that the modularity of this dynamic feedback design allows for a straightforward transfer of all results to hyperbolic PDE-ODE systems. An example demonstrates the new input-output decoupling approach by dynamic extension.

*Key words:* distributed-parameter systems, hyperbolic systems, backstepping, boundary control, dynamic state feedback, dynamic extension, decoupling control

---

## 1 Introduction

It is well known from multivariable finite-dimensional systems that dynamic controllers are very useful in meeting a multitude of design objectives. In a time-domain design using a state representation, dynamic extensions are of particular interest. They are chosen so that the augmented system can be stabilized by a static state feedback of the extended state (see, e.g., [13] in the context of achieving full relative degree or [18] concerning flatness-based control). In addition to facilitating the stabilization task, dynamic extensions are used, for example, to ensure the input-output decoupling of linear finite-dimensional systems (see [19]) and dynamic state feedback linearization for nonlinear systems (see [2]). Recently, dynamic extensions also turned out to

be useful in ODE backstepping (see [23]). This naturally raises the question of how to introduce (infinite-dimensional) dynamic extensions in the backstepping framework for PDEs, as well as the control of PDEs in general, and what additional design flexibilities can be obtained. While dynamic controllers for PDEs are usually found in the context of observer-based feedback designs (see, e.g., [17,5]), which are of no further interest here, results beyond this are very scarce, to the best of the authors' knowledge. One example is the flatness-based design of a dynamic state feedback for a drilling system in [16]. A breakthrough was made by the design in [21,22], where the well-known backstepping control of PDEs is combined with the port-Hamiltonian framework for the boundary stabilization of hyperbolic PDEs. Importantly, the approach allows the choice of target systems, i.e., closed-loop dynamics, with arbitrary in-domain couplings. While this seems to contradict established results on the solvability of the kernel equations associated with the backstepping transformation, where additional local terms have to be introduced in the target system to ensure well-posedness in the multivariable

---

★ This paper was not presented at any IFAC meeting. Corresponding author N. Gehring.

*Email addresses:* nicole.gehring@jku.at (N. Gehring), joachim.deutscher@uni-ulm.de (J. Deutscher), a.irscheid@lsr.uni-saarland.de (A. Irscheid).

case (see [11,10]), it does in fact not. Contrary to the design of static state feedbacks in [11,10], the new time-affine transformation in [21,22] implicitly introduces a controller dynamics.

This paper systematically presents dynamic extensions for heterodirectional hyperbolic PDE systems with spatially-varying transport velocities based on an alternative interpretation of the results in [21,22] for systems with constant transport velocities. The new systematic and modular design opens up previously untapped potential in the control design, both w.r.t. system classes that might be considered and control objectives that can be met. The concept of dynamic extensions is presented in the context of homogenizing the transport velocities. The idea is to introduce a dynamic extension in a manner that ensures all state components propagating from left to right and right to left, respectively, exhibit identical transport velocities and, thus, delays in the extended system. Hence, the dynamic state feedback controller can change the transport velocities of the dynamically extended system and the closed loop, unlike static state feedback controllers. Based on the dynamically extended system, similar to [21,22], the backstepping design of a static feedback of the extended state, i.e., the system and the controller state, using only on well-known kernel equations is straightforward and allows the choice of general target systems with arbitrary in-domain couplings. Despite the dynamic extension, which artificially delays the control input, the convergence to zero in minimum time is preserved (cf. static state feedback in [1]), provided that the design parameters are chosen appropriately. In addition, dynamic controllers are designed such that the components of the input and some given output are completely decoupled in the closed-loop transfer behavior (see also [6,20]). Thanks to the modularity of the dynamic feedback design, the concept of dynamic extensions as well as the assignment of general closed-loop dynamics and the decoupling of inputs and outputs are also easily transferred to hyperbolic PDE-ODE systems.

The paper is organized as follows. First, Section 2 presents the problem formulation and the basic design idea. In Section 3, a dynamic extension is introduced in order to homogenize the transport velocities. Based on the dynamically extended system, static feedbacks of the extended state are derived in Section 4 to meet different design objectives. This includes the treatment of PDE-ODE systems. The usefulness of the new controller design is illustrated in Section 5 by achieving a decoupled input-output behavior for a dynamically extended closed-loop system.

*Notation:* Define

$$E_- = \begin{bmatrix} I_{n_-} \\ 0 \end{bmatrix} \in \mathbb{R}^{n \times n_-}, \quad E_+ = \begin{bmatrix} 0 \\ I_{n_+} \end{bmatrix} \in \mathbb{R}^{n \times n_+} \quad (1)$$

for  $n = n_- + n_+$ , with identity matrices  $I_r \in \mathbb{R}^{r \times r}$ . The elements of a vector  $v \in \mathbb{R}^n$  are denoted by  $v_i = e_i^\top v$ ,  $i = 1, \dots, n$ , where  $e_i$  is always the canonical unit vector of appropriate dimension. Similarly,  $m_{ij}$  denotes the element of a matrix  $M = [m_{ij}]$  in the  $i$ -th row and  $j$ -th column. The operator  $\text{col}$  stacks up its arguments, e.g.,  $M = \text{col}(E_-^\top M, E_+^\top M)$ . The notation  $[M]_*$  means that only those elements of a matrix  $M$  are considered that satisfy the condition  $*$ . The use of  $\diamond$  as a sub- or superscript indicates that a statement applies to both cases,  $-$  and  $+$ . For example,  $\lambda_{n_\diamond}^\diamond$  refers to  $\lambda_{n_-}^-$  and  $\lambda_{n_+}^+$ .

## 2 Problem statement

The general heterodirectional hyperbolic system

$$\partial_t x(z, t) = \Lambda(z) \partial_z x(z, t) + A(z) x(z, t) \quad (2a)$$

$$x_+(0, t) = Q_0 x_-(0, t) \quad (2b)$$

$$x_-(1, t) = Q_1 x_+(1, t) + u(t) \quad (2c)$$

is defined for  $(z, t) \in [0, 1] \times \mathbb{R}^+$  with state  $x(z, t) = \text{col}(x_-(z, t), x_+(z, t)) \in \mathbb{R}^n$ ,  $n = n_- + n_+$ . Due to the structure of

$$\Lambda = \begin{bmatrix} \Lambda^- & 0 \\ 0 & -\Lambda^+ \end{bmatrix}, \quad \Lambda^\diamond = \text{diag}(\lambda_1^\diamond, \dots, \lambda_{n_\diamond}^\diamond) \quad (3)$$

with elements  $\lambda_i^\diamond \in C^1([0, 1])$ ,  $i = 1, \dots, n_\diamond$ , ordered according to

$$\lambda_1^\diamond(z) > \dots > \lambda_{n_\diamond}^\diamond(z) > 0, \quad z \in [0, 1], \quad (4)$$

the  $n_-$  components of  $x_-(z, t) \in \mathbb{R}^{n_-}$  describe a transport in the negative  $z$ -direction, whereas the  $n_+$  components of  $x_+(z, t) \in \mathbb{R}^{n_+}$  propagate in the opposite direction. Both transport processes are interconnected via  $Q_0 \in \mathbb{R}^{n_+ \times n_-}$ ,  $Q_1 \in \mathbb{R}^{n_- \times n_+}$  and the coupling matrix  $A(z) \in \mathbb{R}^{n \times n}$ , with entries  $a_{ij} \in C([0, 1])$  as well as  $a_{ii}(z) = 0$  without loss of generality (see [10]). By the input  $u(t) \in \mathbb{R}^{n_-}$ , the system (2) is fully boundary actuated at  $z = 1$ . The initial condition (IC) of (2) is  $x(z, 0) = x_0(z)$ .

In the following, dynamic state feedback controllers are systematically designed for (2) using the backstepping approach. For that, the design is split into multiple steps:

- ① A dynamic extension is introduced such that the transport velocities of the dynamically extended system are homogenized, i.e., identical, for all components propagating in the positive and negative direction, respectively.
- ② The design of a static feedback of the extended state (comprising both the system and the controller state) can readily accommodate a variety of design specifications. Contrary to a static state

feedback of the original system state  $x(z, t)$ , this allows for the assignment of general closed-loop dynamics with arbitrary in-domain couplings and a straightforward decoupling control, e.g., w.r.t. the output  $x_-(0, t)$ .

- ③ The dynamic state feedback results from combining the dynamic extension, which constitutes the controller dynamics, with the static feedback of the extended state.

The modularity of this approach also enables the straightforward design of dynamic state feedback controllers for PDE-ODE systems, where an additional ODE dynamics is considered at the unactuated boundary of (2) (see Section 4.3).

**Remark 1** *The results of this contribution apply in a straightforward way to systems with  $\lambda_1^\circ(z) \geq \dots \geq \lambda_{n_\circ}^\circ(z) > 0$ ,  $z \in [0, 1]$ , instead of (4) that could contain additional local terms  $x_-(0, t)$  and Volterra integral terms in (2a) as well as additional terms in (2c).  $\triangle$*

### 3 Dynamic extension for homogenizing transport velocities

In order to simplify the introduction of a dynamic extension that homogenizes the transport velocities of (2), first, a preliminary backstepping transformation is used to eliminate the in-domain coupling due to  $A(z)$ , thus, essentially mapping (2) into cascades of transport equations. A scaling of the spatial domain of each of the transport equations then allows to homogenize the propagation speeds and to define an appropriate dynamic extension that return all transport processes to the same spatial interval, which ensures identical transport delays between the two boundaries. These new ideas are motivated in Section 3.2 by means of a simple example. The final result is given in Section 3.4.

#### 3.1 Preliminary backstepping transformation

Consider the Volterra integral transformation

$$\tilde{x}(z, t) = x(z, t) - \int_0^z K(z, \zeta)x(\zeta, t) d\zeta \quad (5)$$

with the kernel  $K(z, \zeta) \in \mathbb{R}^{n \times n}$  on the triangular domain

$$\mathcal{T} = \{(z, \zeta) \in [0, 1]^2 | \zeta \leq z\} \quad (6)$$

in order to map system (2) into a form

$$\partial_t \tilde{x}(z, t) = \Lambda(z) \partial_z \tilde{x}(z, t) + A_0(z) \tilde{x}_-(0, t) \quad (7a)$$

$$\tilde{x}_+(0, t) = Q_0 \tilde{x}_-(0, t) \quad (7b)$$

$$\tilde{x}_-(1, t) = \tilde{u}(t) \quad (7c)$$

without in-domain couplings between the transport PDEs, where the new input

$$\tilde{u}(t) = Q_1 x_+(1, t) + u(t) - \int_0^1 E_-^\top K(1, \zeta)x(\zeta, t) d\zeta \quad (8)$$

is introduced for ease of notation. For that, straightforward calculations reveal that  $K(z, \zeta)$  has to satisfy the well-known kernel equations

$$\Lambda(z) \partial_z K(z, \zeta) + \partial_\zeta (K(z, \zeta) \Lambda(\zeta)) = K(z, \zeta) A(\zeta) \quad (9a)$$

$$K(z, z) \Lambda(z) - \Lambda(z) K(z, z) = A(z) \quad (9b)$$

$$[K(z, 0) \Lambda(0) (E_- + E_+ Q_0)]_{i \leq j} = 0 \quad (9c)$$

on  $\mathcal{T}$ . The existence of a unique piecewise  $C(\mathcal{T})$ -solution  $K(z, \zeta)$  of (9) is verified in [11] based on appropriate additional boundary conditions (BCs) for the kernel at the boundary  $z = 1$  that can be freely chosen. The elements of  $A_0 = \text{col}(A_0^-, A_0^+)$ , partitioned into a strictly lower triangular matrix  $A_0^-(z) \in \mathbb{R}^{n_- \times n_-}$  and a matrix  $A_0^+(z) \in \mathbb{R}^{n_+ \times n_-}$  without a special form are defined based on the solution  $K(z, \zeta)$ :

$$[A_0(z)]_{i > j} = [K(z, 0) \Lambda(0) (E_- + E_+ Q_0)]_{i > j}. \quad (10)$$

#### 3.2 Idea of homogenization

In order to illustrate the idea of homogenization, consider a system of the form (7) with  $n_- = n_+ = 2$  and constant transport velocities:

$$\partial_t \tilde{x}_-(z, t) = \begin{bmatrix} \lambda_1^- & 0 \\ 0 & \lambda_2^- \end{bmatrix} \partial_z \tilde{x}_-(z, t) + \begin{bmatrix} 0 & 0 \\ a_0^-(z) & 0 \end{bmatrix} \tilde{x}_-(0, t) \quad (11a)$$

$$\partial_t \tilde{x}_+(z, t) = \begin{bmatrix} -\lambda_1^+ & 0 \\ 0 & -\lambda_2^+ \end{bmatrix} \partial_z \tilde{x}_+(z, t) + A_0^+(z) \tilde{x}_-(0, t) \quad (11b)$$

$$\tilde{x}_+(0, t) = Q_0 \tilde{x}_-(0, t) \quad (11c)$$

$$\tilde{x}_-(1, t) = \tilde{u}(t). \quad (11d)$$

Therein, the presence of the terms involving  $a_0^-(z)$  and  $A_0^+(z)$  is a direct consequence of the backstepping transformation (5). It should be noted that they cannot be chosen freely. However, if  $\lambda_1^- = \lambda_2^-$ , as indicated in [10, Rem. 6], the choice of  $a_0^-(z)$  and  $A_0^+(z)$  is arbitrary and, in particular, one can set both equal to zero.

This motivates the idea of a dynamic extension in the case where  $\lambda_1^- > \lambda_2^-$  in order to homogenize the transport velocities. First, introduce  $\bar{z} = (\lambda_2^- / \lambda_1^-) z$  and  $\bar{x}_{-,1}(\bar{z}, t) = \tilde{x}_{-,1}(z, t)$  to equivalently represent the transport for the first component of  $\tilde{x}_-(z, t)$  in (11a) by

$$\partial_t \bar{x}_{-,1}(\bar{z}, t) = \lambda_2^- \partial_{\bar{z}} \bar{x}_{-,1}(\bar{z}, t), \quad \bar{z} \in [0, \frac{\lambda_2^-}{\lambda_1^-}], \quad (12a)$$

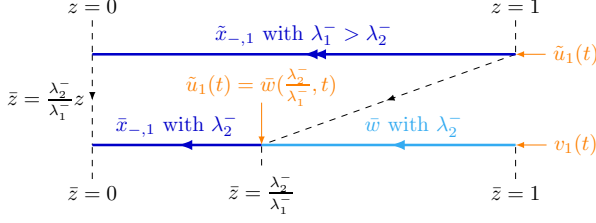


Fig. 1. Idea of homogenization by dynamic extension.

i.e., by a slower transport on a smaller domain (see Figure 1), with the corresponding BC

$$\bar{x}_{-,1}\left(\frac{\lambda_2^-}{\lambda_1^-}, t\right) = \tilde{u}_1(t) \quad (12b)$$

instead of the first line of (11d). If the dynamic extension

$$\partial_t \bar{w}(\bar{z}, t) = \lambda_2^- \partial_{\bar{z}} \bar{w}(\bar{z}, t), \quad \bar{z} \in \left[\frac{\lambda_2^-}{\lambda_1^-}, 1\right) \quad (13a)$$

$$\bar{w}(1, t) = v_1(t) \quad (13b)$$

$$\tilde{u}_1(t) = \bar{w}\left(\frac{\lambda_2^-}{\lambda_1^-}, t\right) \quad (13c)$$

as part of the controller is chosen to complement the domain of (12a), then  $\bar{x}_{-,1}(\bar{z}, t)$  together with  $\bar{w}(\bar{z}, t)$  as well as  $\tilde{x}_{-,2}(z, t)$  not only share the same transport velocity  $\lambda_2^-$  but also the same spatial domain  $[0, 1]$ . As sketched in Figure 1, the output (13c) of the transport equation (13a) defines  $\tilde{u}_1(t)$  in (12b). By the special choice of (13a), (13) simply introduces a delayed new input  $v_1(t)$ , though a more complex dynamics with additional terms could be chosen instead of (13a). Thus, the control inputs  $v_1(t)$  and  $\tilde{u}_2(t)$  act synchronously on the boundary at  $z = 0$  with exactly the same delay, just like in the case  $\lambda_1^- = \lambda_2^-$ .

Introducing the composite state

$$\chi_{-,1}(z, t) = \begin{cases} \bar{x}_{-,1}(z, t), & z \in [0, \frac{\lambda_2^-}{\lambda_1^-}] \\ \bar{w}(z, t), & z \in (\frac{\lambda_2^-}{\lambda_1^-}, 1] \end{cases} \quad (14a)$$

$$\chi_{-,2}(z, t) = \tilde{x}_{-,2}(z, t), \quad z \in [0, 1], \quad (14b)$$

where  $z$  is used instead of  $\bar{z}$ , system (11) together with

(13) can be written as the dynamically extended system

$$\partial_t \chi_{-}(z, t) = \lambda_2^- \partial_z \chi_{-}(z, t) + \begin{bmatrix} 0 & 0 \\ \bar{a}_0^-(z) & 0 \end{bmatrix} \chi_{-}(0, t) \quad (15a)$$

$$\partial_t \tilde{x}_{+}(z, t) = \begin{bmatrix} -\lambda_1^+ & 0 \\ 0 & -\lambda_2^+ \end{bmatrix} \partial_z \tilde{x}_{+}(z, t) + A_0^+(z) \chi_{-}(0, t) \quad (15b)$$

$$\tilde{x}_{+}(0, t) = Q_0 \chi_{-}(0, t) \quad (15c)$$

$$\chi_{-}(1, t) = \begin{bmatrix} v_1(t) \\ \tilde{u}_2(t) \end{bmatrix}, \quad (15d)$$

with the piecewise definition of

$$\bar{a}_0^-(z) = \begin{cases} a_0^-\left(\frac{\lambda_1^-}{\lambda_2^-} z, t\right), & z \in [0, \frac{\lambda_2^-}{\lambda_1^-}] \\ 0, & z \in (\frac{\lambda_2^-}{\lambda_1^-}, 1]. \end{cases} \quad (16)$$

Notably, the components of  $\chi_{-}(z, t)$  share the same transport velocity, as was the intention of the homogenization. Consequently, use of a classical backstepping transformation allows to map (15a) into a form without a local term, i.e., two transport equations that are not cascaded. Appropriate choice of the inputs  $v_1(t)$  and  $\tilde{u}_2(t)$  in (15d) then results in a dynamical state feedback with the controller dynamics (13).

The removal of all local terms in (11) is possible by homogenizing both the positive and negative transport velocities of the system. While (13) introduces a preceding transport equation, thus artificially delaying the control action of the first input, homogenization in the positive  $z$ -direction is achieved by introducing a trailing transport equation for the component  $\tilde{x}_{+,1}(z, t)$ , which has the faster velocity  $\lambda_1^+ > \lambda_2^+$ , at the end of the existing transport process. This effectively delays an output  $\tilde{x}_{+,1}(1, t)$ . The trailing transport equation is also part of the controller dynamics.

### 3.3 Derivation of the dynamic extension

In order to formulate the approach taken in the previous section for (2), define the strictly increasing functions

$$\phi_i^\diamond(z) = \int_0^z d\zeta / \lambda_i^\diamond(\zeta), \quad i = 1, \dots, n_\diamond \quad (17)$$

that represent transport times and denote by  $\psi_i^\diamond(z)$  the corresponding inverse such that  $\psi_i^\diamond(\phi_i^\diamond(z)) = z$ . In order to homogenize the transport velocities in (7), based on  $\lambda_{n_-}^-(z)$  and  $\lambda_{n_+}^+(z)$  being the respective slowest propagation speeds (see (4)), the spatial variable  $z$  is transformed for each of the PDEs in (7a) according to

$$\bar{z} = \psi_{n_\diamond}^\diamond(\phi_i^\diamond(z)) =: \sigma_i^\diamond(z), \quad i = 1, \dots, n_\diamond, \quad (18)$$

mapping  $[0, 1]$  to a domain smaller or equal to the original one as  $\sigma_i^\diamond(1) \leq 1$ . Note that  $\bar{z} = z$  for  $i = n_\diamond$ , yet the index is included in (18) to make the notation more compact. Also, with a slight abuse of notation, the spatial variable  $\bar{z} \in [0, \sigma_i^\diamond(1)]$  is used for all PDEs, even though each transport equation is on a different spatial domain following (18). Then, introducing the transformed state components

$$\bar{x}_{\diamond,i}(\bar{z}, t) = \bar{x}_{\diamond,i}(\sigma_i^\diamond(z), t) = \tilde{x}_{\diamond,i}(z, t), \quad i = 1, \dots, n_\diamond \quad (19)$$

with

$$\begin{aligned} d_z \bar{x}_{\diamond,i}(\bar{z}, t) &= \partial_{\bar{z}} \bar{x}_{\diamond,i}(\bar{z}, t) d_z \sigma_i^\diamond(z) \\ &= \partial_{\bar{z}} \bar{x}_{\diamond,i}(\bar{z}, t) \frac{\lambda_{n_\diamond}^\diamond(\bar{z})}{\lambda_i^\diamond(z)} = \partial_z \tilde{x}_{\diamond,i}(z, t), \end{aligned} \quad (20)$$

the PDEs in (7a) for the components (19) take the form

$$\begin{aligned} \partial_t \bar{x}_{-,i}(\bar{z}, t) &= \lambda_{n_-}^-(\bar{z}) \partial_{\bar{z}} \bar{x}_{-,i}(\bar{z}, t) + a_{-,i}^\top(\bar{z}) \bar{x}_-(0, t), \\ &\quad \bar{z} \in [0, \sigma_i^-(1)], \quad i = 1, \dots, n_- \end{aligned} \quad (21a)$$

$$\begin{aligned} \partial_t \bar{x}_{+,i}(\bar{z}, t) &= -\lambda_{n_+}^+(\bar{z}) \partial_{\bar{z}} \bar{x}_{+,i}(\bar{z}, t) + a_{+,i}^\top(\bar{z}) \bar{x}_-(0, t), \\ &\quad \bar{z} \in (0, \sigma_i^+(1)], \quad i = 1, \dots, n_+, \end{aligned} \quad (21b)$$

where  $a_{\diamond,i}^\top(\bar{z}) = e_i^\top A_0^\diamond(\tau_i^\diamond(\bar{z}))$  and  $z = \tau_i^\diamond(\bar{z})$  is the inverse map of (18), i.e.,  $\tau_i^\diamond(\sigma_i^\diamond(z)) = z$ . While the BC in (7b) remains unchanged under the spatial transformation (18) in that

$$\bar{x}_+(0, t) = Q_0 \bar{x}_-(0, t), \quad (21c)$$

one has

$$\bar{x}_{-,i}(\sigma_i^-(1), t) = \tilde{u}_i(t), \quad i = 1, \dots, n_- \quad (21d)$$

instead of (7c). In contrast to (7), the homogenized velocities in (21) result in different spatial domains  $\bar{z} \in [0, \sigma_i^\diamond(1)]$  for the components  $\bar{x}_{\diamond,i}(\bar{z}, t)$ ,  $i = 1, \dots, n_\diamond$ .

The reduced spatial domain, apparent from  $\sigma_i^\diamond(1) \leq 1$  for  $i = 1, \dots, n_\diamond$ , motivates the introduction of a dynamic extension that complements the spatial domain such that  $\bar{z} \in [0, 1]$ . Hence, the domain for each of the components  $\bar{w}_{\diamond,i}(\bar{z}, t)$ ,  $i = 1, \dots, n_c^\diamond$ , with  $n_c^\diamond = n_\diamond - 1$ , of the controller state is chosen such that the composite state  $\chi(z, t) \in \mathbb{R}^n$  of the dynamically extended plant is defined on  $[0, 1]$ :

$$\chi_{\diamond,i}(z, t) = \begin{cases} \bar{x}_{\diamond,i}(z, t), & z \in [0, \sigma_i^\diamond(1)] \\ \bar{w}_{\diamond,i}(z, t), & z \in (\sigma_i^\diamond(1), 1] \end{cases} \quad (22a)$$

for  $i = 1, \dots, n_\diamond - 1$  and

$$\chi_{\diamond, n_\diamond}(z, t) = \bar{x}_{\diamond, n_\diamond}(z, t), \quad z \in [0, 1]. \quad (22b)$$

The controller dynamics

$$\begin{aligned} \partial_t \bar{w}_{-,i}(\bar{z}, t) &= \lambda_{n_-}^-(\bar{z}) \partial_{\bar{z}} \bar{w}_{-,i}(\bar{z}, t), \\ &\quad \bar{z} \in [\sigma_i^-(1), 1], \quad i = 1, \dots, n_c^- \end{aligned} \quad (23a)$$

$$\begin{aligned} \partial_t \bar{w}_{+,i}(\bar{z}, t) &= -\lambda_{n_+}^+(\bar{z}) \partial_{\bar{z}} \bar{w}_{+,i}(\bar{z}, t), \\ &\quad \bar{z} \in (\sigma_i^+(1), 1], \quad i = 1, \dots, n_c^+ \end{aligned} \quad (23b)$$

reflect the same transport velocities as the spatially scaled plant PDEs in (21). Note that (23) is but one choice to achieve homogenization of transport velocities for the dynamically extended system. One could at least consider the inclusion of additional local terms depending on  $\bar{x}_-(0, t)$  in (23), analogously to (21).

In order to join the plant and controller PDEs (cf. (21) and (23)), the BCs connecting both dynamics have to satisfy

$$\bar{x}_{-,i}(\sigma_i^-(1), t) = \bar{w}_{-,i}(\sigma_i^-(1), t), \quad i = 1, \dots, n_c^- \quad (24a)$$

$$\bar{w}_{+,i}(\sigma_i^+(1), t) = \bar{x}_{+,i}(\sigma_i^+(1), t), \quad i = 1, \dots, n_c^+. \quad (24b)$$

While (24b) takes the role of the BC of (23b), (24a) defines the input components. Thus, based on (21d), the control input follows as

$$\tilde{u}_i(t) = \bar{w}_{-,i}(\sigma_i^-(1), t), \quad i = 1, \dots, n_c^-, \quad (25)$$

with  $\tilde{u}_{n_-}(t)$  yet to be chosen. The controller dynamics is completed by BCs

$$\bar{w}_{-,i}(1, t) = v_i(t), \quad i = 1, \dots, n_c^- \quad (26)$$

for (23a). Together with

$$v_{n_-}(t) = \tilde{u}_{n_-}(t), \quad (27)$$

this yields the new input  $v(t) \in \mathbb{R}^{n_-}$ .

Based on (22), the dynamically extended system consisting of the plant (21) and the controller dynamics (23)–(27) reads

$$\partial_t \chi(z, t) = \bar{\Lambda}(z) \partial_z \chi(z, t) + \bar{A}_0(z) \chi_-(0, t) \quad (28a)$$

$$\chi_+(0, t) = Q_0 \chi_-(0, t) \quad (28b)$$

$$\chi_-(1, t) = v(t), \quad (28c)$$

with  $\chi(z, t) = \text{col}(\chi_-(z, t), \chi_+(z, t)) \in \mathbb{R}^n$ ,  $(z, t) \in [0, 1] \times \mathbb{R}^+$ , homogenized transport velocities in

$$\bar{\Lambda}(z) = \begin{bmatrix} \lambda_{n_-}^-(z) I_{n_-} & 0 \\ 0 & -\lambda_{n_+}^+(z) I_{n_+} \end{bmatrix} \quad (29)$$

and a matrix  $\bar{A}_0 = \text{col}(\bar{A}_0^-, \bar{A}_0^+)$  with piecewise continuous elements defined by

$$e_i^\top \bar{A}_0^\diamond(z) = \begin{cases} e_i^\top A_0^\diamond(\tau_i^\diamond(z)), & z \in [0, \sigma_i^\diamond(1)] \\ 0, & z \in (\sigma_i^\diamond(1), 1], \end{cases} \quad (30)$$

$i = 1, \dots, n_\circ$ . Note that  $\bar{A}_0^-(z)$  inherits its strictly lower triangular form from  $A_0^-(z)$ . The IC  $\chi(z, 0) = \chi_0(z)$  of (28) follows from  $x_0(z)$  and the IC of the controller dynamics (23) that can be chosen freely.

### 3.4 Result of the dynamic extension

The dynamic extension constitutes the controller dynamics and comprises (23), (24b) and (26). Based on the constructive derivation in the previous section, they can be rewritten in a condensed form analogous to that of the heterodirectional hyperbolic system (2). This is summarized in the following lemma. For that, recall that the dimension  $n_c^\circ = n_\circ - 1$ , with  $n_c^- + n_c^+ = n_c$ , corresponds to the number of transport velocities of (2a) that are faster than the slowest one  $\lambda_{n_\circ}^\circ(z)$  and define by  $E_{c+} \in \mathbb{R}^{n \times n_c^+}$  a matrix of the form  $E_+$  in (1), with  $n_c^+$  instead of  $n_+$ .

**Lemma 2 (Dynamic extension)** *The dynamic extension (23), (24b) and (26) for the system (2) is given by the heterodirectional hyperbolic system*

$$\partial_t w(z, t) = \Gamma(z) \partial_z w(z, t) \quad (31a)$$

$$w_+(0, t) = E_{c+}^\top [x_+(1, t) - \int_0^1 K(1, \zeta) x(\zeta, t) d\zeta] \quad (31b)$$

$$w_-(1, t) = \text{col}(v_1(t), \dots, v_{n_c^-}(t)) \quad (31c)$$

of transport equations defined for  $(z, t) \in [0, 1] \times \mathbb{R}^+$ , with the control input given by

$$u(t) = \int_0^1 E_-^\top K(1, \zeta) x(\zeta, t) d\zeta - Q_1 x_+(1, t) + \begin{bmatrix} w_-(0, t) \\ v_{n_-}(t) \end{bmatrix}. \quad (31d)$$

The IC  $w(z, 0) = w_0(z)$  for the controller state  $w(z, t) = \text{col}(w_-(z, t), w_+(z, t)) \in \mathbb{R}^{n_c}$ ,  $n_c = n - 2$ , is an arbitrary piecewise continuous function and the elements

$$\gamma_i^\circ(z) = \frac{\lambda_{n_\circ}^\circ(z + (1-z)\sigma_i^\circ(1))}{1 - \sigma_i^\circ(1)}, \quad i = 1, \dots, n_c^\circ \quad (32)$$

of  $\Gamma = \text{diag}(\Gamma^-, -\Gamma^+)$  with  $\Gamma^\circ = \text{diag}(\gamma_1^\circ, \dots, \gamma_{n_c^\circ}^\circ)$  are  $C^1([0, 1])$ -functions that satisfy  $0 < \gamma_1^\circ(z) < \dots < \gamma_{n_c^\circ}^\circ(z)$ ,  $z \in [0, 1]$ .

**PROOF.** The map  $z = \rho_i^\circ(\bar{z}) = (\bar{z} - \sigma_i^\circ(1))/(1 - \sigma_i^\circ(1))$  is used to scale the spatial domain  $[\sigma_i^\circ(1), 1]$  of (23) to the interval  $[0, 1]$  considered in (31a). Then, introducing

$$w_{\circ, i}(z, t) = w_{\circ, i}(\rho_i^\circ(\bar{z}), t) = \bar{w}_{\circ, i}(\bar{z}, t), \quad i = 1, \dots, n_c^\circ, \quad (33)$$

(23) gives (31a) with the transport velocities (32). Moreover, combining (33), (24b) and (19) gives  $w_{+, i}(0, t) = \bar{x}_{+, i}(1, t)$ ,  $i = 1, \dots, n_c^+$ , from which (31b) follows in view of the backstepping transformation (5). The BC (31c) is

easily verified based on (26). Finally, (8) together with (25) and (27) yields (31d).  $\square$

Note that the assignment of the control input  $u(t)$  in (31d) takes the role of an output w.r.t. the controller dynamics, with the new (delayed) control input  $v(t) \in \mathbb{R}^{n_-}$ . It should also be pointed out that one could choose more complex controller dynamics beyond pure transport equations as in (31a), e.g., ones that contain additional local terms depending on  $x_-(0, t)$  analogous to (7). In addition, one could introduce  $\Gamma(z)$  such that the dynamically extended system (28) admits constant transport velocities. Based on the specific dynamic extension chosen here, the following result is obtained.

### Theorem 3 (Dynamically extended system)

*Applying the dynamic extension (31) with the controller state  $w(z, t) \in \mathbb{R}^{n_c}$  to the system (2) with the state  $x(z, t) \in \mathbb{R}^n$  and the input  $u(t) \in \mathbb{R}^{n_-}$  yields a dynamically extended system that can be represented by (28) with the state  $\chi(z, t) \in \mathbb{R}^n$  and the input  $v(t) \in \mathbb{R}^{n_-}$ .*

The proof directly follows from the constructive derivation in Section 3.3 and the invertible backstepping transformation (5).

## 4 Dynamic state feedback controllers

The newly introduced dynamically extended system (28) offers to accommodate various design specifications beyond what can be accomplished by a static feedback of the state  $x(z, t)$  of (2). In what follows, dynamic state feedback controllers for  $v(t)$  are designed to meet different objectives by appropriately choosing a static feedback of the extended state  $\chi(z, t)$  of (28) and combining it with the controller dynamics (31). First, as an alternative to the design in [21, 22], a closed-loop dynamics with arbitrary in-domain couplings is assigned using backstepping. Then, dynamic controllers are shown to allow a decoupling between the components of the input and some given output. Finally, the concept of dynamic extension is directly applied to hyperbolic PDE-ODE systems, thus emphasizing the potential of the dynamic state feedback design presented here.

### 4.1 General closed-loop dynamics

Based on the dynamically extended system (28), the backstepping approach can be used to assign general closed-loop dynamics

$$\partial_t \bar{\chi}(z, t) = \bar{\Lambda}(z) \partial_z \bar{\chi}(z, t) + \bar{B}(z) \bar{\chi}(z, t) \quad (34a)$$

$$\bar{\chi}_+(0, t) = Q_0 \bar{\chi}_-(0, t) \quad (34b)$$

$$\bar{\chi}_-(1, t) = B_0 \bar{\chi}_-(0, t) + B_1 \bar{\chi}_+(1, t) + \int_0^1 B(\zeta) \bar{\chi}(\zeta, t) d\zeta, \quad (34c)$$

with  $(z, t) \in [0, 1] \times \mathbb{R}^+$  and  $\bar{\chi}(z, t) = \text{col}(\bar{\chi}_-(z, t), \bar{\chi}_+(z, t)) \in \mathbb{R}^n$ . Therein, the matrices  $B_0, B_1, B(z)$  and  $\bar{B}(z)$  with  $b_{ij}, \bar{b}_{ij} \in C([0, 1])$  are freely assignable. In comparison to the usual approach that uses static state feedback, this makes possible parametrizing a much larger class of target systems.

In order to map the dynamically extended dynamics (28) into the target system (34), consider the (inverse) Volterra integral transformation

$$\chi(z, t) = M(z)\bar{\chi}(z, t) + \int_0^z L(z, \zeta)\bar{\chi}(\zeta, t) d\zeta \quad (35)$$

(inspired by [10, Rem. 6]) with matrices  $M(z) \in \mathbb{R}^{n \times n}$ ,  $z \in [0, 1]$ , and  $L(z, \zeta) \in \mathbb{R}^{n \times n}$ ,  $(z, \zeta) \in \mathcal{T}$ , of the form

$$M = \begin{bmatrix} M^- & 0 \\ 0 & M^+ \end{bmatrix}, \quad L = \begin{bmatrix} L^{--} & L^{-+} \\ L^{+-} & L^{++} \end{bmatrix} \quad (36)$$

that are partitioned according to the states  $\chi_-(z, t)$  and  $\chi_+(z, t)$ . Using the same subdivision for the coupling matrix  $\bar{B}$  as for the kernel  $L$ , it is found that  $M(z)$  has to solve the initial value problem

$$d_z M^-(z) = \frac{1}{\lambda_{n_-}^-(z)} M^-(z) \bar{B}^{--}(z) \quad (37a)$$

$$d_z M^+(z) = -\frac{1}{\lambda_{n_+}^+(z)} M^+(z) \bar{B}^{++}(z) \quad (37b)$$

$$M(0) = I_n \quad (37c)$$

for  $z \in [0, 1]$  and  $L(z, \zeta)$  has to solve the kernel equations

$$\bar{\Lambda}(z) \partial_z L(z, \zeta) + \partial_\zeta (L(z, \zeta) \bar{\Lambda}(\zeta)) = L(z, \zeta) \bar{B}(\zeta) \quad (38a)$$

$$L^{-+}(z, z) = \frac{1}{\lambda_{n_-}^-(z) + \lambda_{n_+}^+(z)} M^-(z) \bar{B}^{-+}(z) \quad (38b)$$

$$L^{+-}(z, z) = -\frac{1}{\lambda_{n_-}^-(z) + \lambda_{n_+}^+(z)} M^+(z) \bar{B}^{+-}(z) \quad (38c)$$

$$\lambda_{n_+}^+(0) L^{-+}(z, 0) Q_0 - \lambda_{n_-}^-(0) L^{--}(z, 0) = \bar{A}_0^-(z) \quad (38d)$$

$$\lambda_{n_+}^+(0) L^{++}(z, 0) Q_0 - \lambda_{n_-}^-(0) L^{+-}(z, 0) = \bar{A}_0^+(z) \quad (38e)$$

on  $\mathcal{T}$ . A comparison of (34c) and (28c) yields the input

$$v(t) = M^-(1) [B_0 \bar{\chi}_-(0, t) + B_1 \bar{\chi}_+(1, t)] + \int_0^1 [M^-(1) B(\zeta) + E^\top L(1, \zeta)] \bar{\chi}(\zeta, t) d\zeta. \quad (39)$$

In view of  $\lambda_{n_\circ}^\circ \in C^1([0, 1])$  and  $\bar{b}_{ij} \in C([0, 1])$ , it is directly implied by [15] that the initial value problem (37) has a unique solution  $M(z) \in \mathbb{R}^{n \times n}$ , with  $\det M(z) \neq 0$  for  $z \in [0, 1]$  and  $m_{ij} \in C^1([0, 1])$ . In the following lemma, it is verified that (38) admits a piecewise continuous solution if  $\text{rank } Q_0 = n_-$ , thus implying  $n_+ \geq n_-$ , with uniqueness ensured by an additional artificial BC.

**Lemma 4 (Kernel equations)** *If  $\text{rank } Q_0 = n_-$ , then there exists a matrix  $R_0 \in \mathbb{R}^{n_+ \times (n_+ - n_-)}$  with*

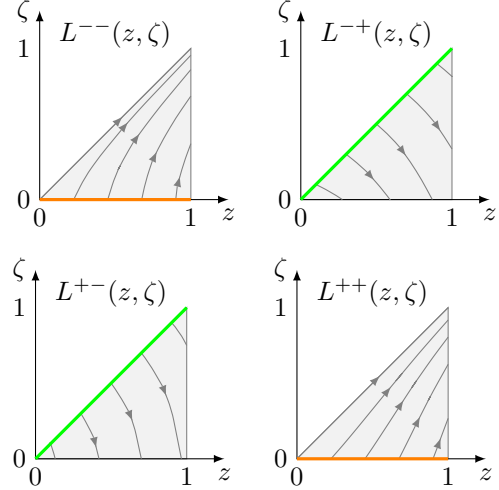


Fig. 2. Typical characteristics visualize the kernel equations (38), with the BCs at  $\zeta = 0$  and  $\zeta = z$  highlighted in color. Due to the common transport velocities in  $\bar{\Lambda}^-(z)$  and  $\bar{\Lambda}^+(z)$ , respectively, each block of  $L(z, \zeta)$  in (36) is represented by only one element.

$\det[Q_0, R_0] \neq 0$  and an artificial BC

$$L^{++}(z, 0) R_0 = R(z), \quad (40)$$

where the elements of  $R(z) \in \mathbb{R}^{n_+ \times (n_+ - n_-)}$  are arbitrary, piecewise continuous functions, such that the kernel equations (38) admit a unique piecewise continuous solution  $L(z, \zeta)$ .

This result follows as a special case of [11]. By the homogenized transport velocities in  $\bar{\Lambda}(z)$ , the kernel equations (38) can easily be solved similar to the scalar case where  $n_- = n_+ = 1$  (see, e.g., [24,4]). Due to  $\text{rank } Q_0 = n_-$  and  $\det[Q_0, R_0] \neq 0$ , one can uniquely solve (38e) and (40) for  $L^{++}(z, 0)$ . Together with (38b)–(38d), this specifies the boundary values<sup>1</sup> for each of the respective four block matrices of  $L(z, \zeta)$  as illustrated in Figure 2. Based on that, the method of characteristics allows to rewrite (38a) as integral equations depending on the elements of the piecewise continuous elements of  $\bar{B}(z)$ . Using the method of successive approximations and showing the convergence of the resulting series along the lines of [10,11] verifies a unique piecewise  $C(\mathcal{T})$ -solution  $L(z, \zeta)$  for (38).

**Remark 5** *The assumption  $\text{rank } Q_0 = n_-$  in Lemma 4 can only be met if  $n_+ \geq n_-$ . However, this holds without loss of generality, since a further dynamic extension can always be introduced if  $\text{rank } Q_0 = n_{q_0} < n_-$ . For that, augment the controller dynamics by  $n_- - n_{q_0}$  additional transport equations  $\partial_t \omega_{+,i}(z, t) = -\lambda_{n_+}^+(z) \partial_z \omega_{+,i}(z, t)$ ,*

<sup>1</sup> Contrary to the case of distinct transport velocities in [11], this already ensures well-posedness of the kernel equations without the need for additional artificial BCs.

$z \in (0, 1]$ ,  $i = 1, \dots, n_- - n_{q_0}$ , where the BC  $\omega_+(0, t) = P_0 \chi_-(0, t)$  is chosen such that  $\text{rank } \bar{Q}_0 = n_-$ , with  $\bar{Q}_0 = \text{col}(Q_0, P_0) \in \mathbb{R}^{(n-n_{q_0}) \times n_-}$ . Then,  $\chi_+(z, t) \mapsto \text{col}(\chi_+(z, t), \omega_+(z, t))$  in the extended system (28) yields  $\chi_+(0, t) = Q_0 \chi_-(0, t)$ .  $\triangle$

The bounded invertibility of the Volterra integral transformation (35), where the kernel  $L_I(z, \zeta) \in \mathbb{R}^{n \times n}$  of the inverse transformation

$$\bar{\chi}(z, t) = M^{-1}(z) \chi(z, t) - \int_0^z L_I(z, \zeta) \chi(\zeta, t) d\zeta \quad (41)$$

follows from the reciprocity relation  $L_I(z, \zeta) = M^{-1}(z) L(z, \zeta) M^{-1}(\zeta) - \int_\zeta^z M^{-1}(z) L(z, \bar{\zeta}) L_I(\bar{\zeta}, \zeta) d\bar{\zeta}$ , together with the definition of  $\chi(z, t)$  in (22) and the preliminary transformation (5) ensures that (39) can be rewritten as a feedback of the system state  $x(z, t)$  and the controller state  $w(z, t)$ . Stability of (34) is ensured by appropriate choice of the design matrices  $B_0$ ,  $B_1$ ,  $B(z)$  and  $\bar{B}(z)$ . In the most trivial case, setting all of these matrices equal to zero guarantees finite-time stability (see Remark 7). However, more generally, the design matrices allow for choosing physically motivated target systems (34) (see [21,22]). For simplicity, the following theorem only addresses the case of asymptotic stability of the closed loop.

**Theorem 6 (Closed-loop stability)** *Let  $B_0$ ,  $B_1$ ,  $B(z)$  and  $\bar{B}(z)$  be such that (34) is asymptotically stable pointwise in space and assume  $\text{rank } Q_0 = n_-$ . Then, the closed-loop system that results from applying the dynamic state feedback (31) and (39) to the system (2) is asymptotically stable pointwise in space for all piecewise continuous ICs  $x(z, 0) = x_0(z) \in \mathbb{R}^n$  and  $w(z, 0) = w_0(z) \in \mathbb{R}^{n_c}$ .*

**PROOF.** By an appropriate choice of  $B_0$ ,  $B_1$ ,  $B(z)$  and  $\bar{B}(z)$ , asymptotic stability of (34) pointwise in space means that  $\bar{\chi}(z, t) \rightarrow 0$  for  $t \rightarrow \infty$ ,  $z \in [0, 1]$  and any piecewise continuous IC  $\bar{\chi}(z, 0) = \bar{\chi}_0(z) \in \mathbb{R}^n$ . The latter is obtained from the piecewise continuous functions  $x_0$  and  $w_0$  based on (5), (19), (33), (22) and (41). Then, by (35),  $\chi(z, t) \rightarrow 0$  for  $t \rightarrow \infty$ . The same asymptotic convergence holds for  $\bar{x}(\bar{z}, t)$  and  $\bar{w}(\bar{z}, t)$  in light of (22) as well as for the states  $\tilde{x}(z, t)$  and  $w(z, t)$  on the normalized spatial domain with  $z \in [0, 1]$  (see (19) and (33)). Finally, the bounded invertibility of (5), similar to (41), verifies that  $x(z, t) \rightarrow 0$  for  $t \rightarrow \infty$  and  $z \in [0, 1]$ .  $\square$

**Remark 7** *It is well known that choosing  $B_0$ ,  $B_1$ ,  $B(z)$  and  $\bar{B}(z)$  equal to zero ensures finite-time stability of (34) in minimum time  $T_{\min} = \phi_{n_-}^-(1) + \phi_{n_+}^+(1)$  (see [1,3]), i.e.,  $\bar{\chi}(z, t) = 0$  for  $t > T_{\min}$ , which implies  $x(z, t) = 0$  for  $t > T_{\min}$ . Note that  $T_{\min}$  corresponds to the sum of the delays induced by the slowest transport velocities  $\lambda_{n_-}^-(z)$  and  $\lambda_{n_+}^+(z)$  of system (2) in the negative and positive  $z$ -direction, respectively. As such, the dynamic extension*

for homogenization of transport velocities and the use of the dynamic feedback (31) and (39) do not increase the theoretical lower bound for the control time of (2).  $\triangle$

## 4.2 Decoupling control

It is well known that non-interacting control of finite-dimensional systems requires dynamic controllers, in general (see [13] for nonlinear systems). Though the concept of decoupling control for PDE systems is not new (see, e.g., [6] for a different class of systems), here, it arises very naturally. Consider, for example,  $y(t) = x_-(0, t)$  as the output of system (2). While finding a feedback for  $u(t)$  such that (2) admits a decoupled closed-loop transfer behavior w.r.t. a new input or doing so for  $\tilde{u}(t)$  based on (7) is anything but obvious, decoupling between  $x_-(0, t) = \chi_-(0, t)$  and a new input  $\bar{v}(t)$  to be introduced is easily achieved for the dynamically extended system (28). In fact, one only has to remove the local terms associated with  $\bar{A}_0^-(z)$  in the PDE (28a) to obtain the completely decoupled input-output behavior  $y(t) = \bar{v}(t - \phi_{n_-}^-(1))$  for arbitrary  $\bar{v}(t)$ . For that, consider a special case

$$\chi_-(z, t) = \bar{\chi}_-(z, t) + \int_0^z [L^{--}(z, \zeta) \bar{\chi}_-(\zeta, t) + L^{-+}(z, \zeta) \chi_+(\zeta, t)] d\zeta \quad (42)$$

of the Volterra integral transformation (35), where  $\chi_+(z, t)$  is left unchanged. Consequently, if  $L^{--}(z, \zeta)$  and  $L^{-+}(z, \zeta)$  as introduced in (36) satisfy the kernel equations (38a), (38b) and (38d) with  $\bar{B}(z) = 0$ , then (42) maps (28) into the form

$$\partial_t \bar{\chi}_-(z, t) = \lambda_{n_-}^-(z) \partial_z \bar{\chi}_-(z, t) \quad (43a)$$

$$\partial_t \chi_+(z, t) = -\lambda_{n_+}^+(z) \partial_z \chi_+(z, t) + \bar{A}_0^+(z) \bar{\chi}_-(0, t) \quad (43b)$$

$$\chi_+(0, t) = Q_0 \bar{\chi}_-(0, t) \quad (43c)$$

$$\bar{\chi}_-(1, t) = v(t) - \int_0^1 [L^{--}(1, \zeta) \bar{\chi}_-(\zeta, t) + L^{-+}(1, \zeta) \chi_+(\zeta, t)] d\zeta =: \bar{v}(t). \quad (43d)$$

The desired input-output decoupling is achieved by introducing the new input  $\bar{v}(t)$  in (43d). Again, this feedback is easily rewritten in terms of the system state  $x(z, t)$  and the controller state  $w(z, t)$  using (41), (22) and (5).

In fact, system (43) resolves into two parts, the input-output decoupled dynamics

$$\partial_t \bar{\chi}_-(z, t) = \lambda_{n_-}^-(z) \partial_z \bar{\chi}_-(z, t) \quad (44a)$$

$$\bar{\chi}_-(1, t) = \bar{v}(t) \quad (44b)$$

$$y(t) = \bar{\chi}_-(0, t) \quad (44c)$$



and the internal dynamics

$$\partial_t \chi_+(z, t) = -\lambda_{n_+}^+(z) \partial_z \chi_+(z, t) + \bar{A}_0^+(z) \bar{\chi}_-(0, t) \quad (45a)$$

$$\chi_+(0, t) = Q_0 \bar{\chi}_-(0, t). \quad (45b)$$

The latter is input-to-state stable w.r.t. the input  $\bar{\chi}_-(0, t)$ . For  $\bar{\chi}_-(0, t) = 0$ , it is also well-known as the zero dynamics (e.g., [14]), which is finite-time stable here. Note the close relation to zero dynamics for finite-dimensional systems as well as the Byrnes-Isidori normal form (see [13] for nonlinear systems and [12] for a class of PDE systems).

### 4.3 Dynamic state feedback for PDE-ODE systems

The idea of homogenization as well as its applications in Sections 4.1 and 4.2 for the assignment of general closed-loop dynamics and decoupling control, respectively, can easily be transferred to heterodirectional hyperbolic PDEs with an additional ODE dynamics at the unactuated boundary. To briefly sketch this, consider the bidirectionally coupled PDE-ODE system

$$\dot{\xi}(t) = F\xi(t) + Bx_-(0, t) \quad (46a)$$

$$x_+(0, t) = Q_0 x_-(0, t) + C_0 \xi(t) \quad (46b)$$

$$\partial_t x(z, t) = \Lambda(z) \partial_z x(z, t) + A(z) x(z, t) + C(z) \xi(t) \quad (46c)$$

$$x_-(1, t) = Q_1 x_+(1, t) + u(t), \quad (46d)$$

with ODE state  $\xi(t) \in \mathbb{R}^{n_0}$  and PDE state  $x(z, t) = \text{col}(x_-(z, t), x_+(z, t)) \in \mathbb{R}^n$ . While the boundary value  $x_-(0, t)$  drives the ODE, with the pair  $(F, B)$  assumed to be at least stabilizable, the ODE state acts on the PDE subsystem (46b)–(46d) via  $C_0 \in \mathbb{R}^{n_+ \times n_0}$  and  $C(z) \in \mathbb{R}^{n \times n_0}$  with  $C([0, 1])$  elements. All remaining quantities are defined identically to those of the heterodirectional hyperbolic system (2) in Section 2.

While there are several strategies to design a (static) backstepping-based state feedback for (46) (e.g., [8]), here, the design in [7] is combined with the dynamic extension for homogenization in Section 3. Specifically, in [7], the PDE-ODE system (46) is mapped into the form

$$\dot{\xi}(t) = (F + BK)\xi(t) + B\varepsilon_-(0, t) \quad (47a)$$

$$\varepsilon_+(0, t) = Q_0 \varepsilon_-(0, t) \quad (47b)$$

$$\partial_t \varepsilon(z, t) = \Lambda(z) \partial_z \varepsilon(z, t) + A_0(z) \varepsilon_-(0, t) \quad (47c)$$

$$\varepsilon_-(1, t) = \tilde{u}(t), \quad (47d)$$

with  $K$  such that  $F + BK$  is Hurwitz and

$$\begin{aligned} \tilde{u}(t) &= Q_1 x_+(1, t) + u(t) - \int_0^1 E_-^\top K(1, \zeta) x(\zeta, t) d\zeta \\ &\quad - \int_0^1 E_-^\top P_1(1, \zeta) \varepsilon(\zeta, t) d\zeta - E_-^\top N_1(1) \xi(t), \end{aligned} \quad (48)$$

by combining the preliminary Volterra integral transformation (5) that removes the in-domain coupling due to  $A(z)$  and a second transformation

$$\tilde{x}(z, t) = \varepsilon(z, t) + \int_0^z P_1(z, \zeta) \varepsilon(\zeta, t) d\zeta + N_1(z) \xi(t). \quad (49)$$

The latter stabilizes the ODE subsystem (46a) and cascades the transport equations of the PDE subsystem (47b)–(47d) (see [7] for the kernel equations and their solution). Based on (47), the results of Section 3 can be directly applied in order to homogenize the transport velocities by dynamic extension. While the dynamic extension could have already been introduced following the preliminary transformation (5), this is not done here for simplicity of presentation, i.e., to directly combine the results in [7] with those in Section 3. In the end, assigning a general closed-loop dynamics (similar to Section 4.1) or decoupling the closed-loop transfer behavior according to Section 4.2 is mostly straightforward. Note that the closed-loop dynamics of the PDE subsystem (cf. (34)) could contain additional dependencies on the ODE state. Also, instead of selecting  $y(t) = x_-(0, t) \in \mathbb{R}^{n_-}$ , it is interesting to consider an output  $y(t) = H\xi(t) \in \mathbb{R}^{n_-}$ , with  $H \in \mathbb{R}^{n_- \times n_0}$ .

## 5 Example

Consider a system (2) with matrices  $\Lambda^-(z) = \Lambda^+(z) = \text{diag}(2 + \frac{1}{2}z, 1 + z)$ ,

$$A(z) = (1 - z)^2 \begin{bmatrix} 0 & z & z^3 & -\frac{1}{2} - z \\ -z & 0 & \frac{1}{4} - z & -2 + z \\ -z^3 & -\frac{1}{4} + z & 0 & \tan \frac{z}{3} \\ \frac{1}{2} + z & 2 - z & -\tan \frac{z}{3} & 0 \end{bmatrix} \quad (50)$$

and  $Q_0 = Q_1 = -I_2$ , where  $n_+ = n_- = 2$ . The output  $y(t) = x_-(0, t) \in \mathbb{R}^2$  of the system is the boundary value distal to the control input  $u(t) \in \mathbb{R}^2$ . In order to ensure a complete input-output decoupling of the closed-loop transfer behaviors in Section 4.2, a dynamic extension is introduced that homogenizes the transport velocities. It can be written as the transport equations (23) on the spatial domain  $[\frac{9}{16}, 1]$  following from  $\sigma_1^-(z) = \sigma_1^+(z) = \frac{1}{2}z + \frac{1}{16}z^2$  (cf. (18)) or in the form (31) with  $n_c^- = n_c^+ = 1$  and  $\gamma^-(z) = \gamma^+(z) = \frac{25}{7} + z$  (see (32)). Then, choosing  $v(t)$  as in (43d) introduces the new input  $\bar{v}(t)$  that ensures the completely decoupled input-output behavior  $y(t) = \bar{v}(t - \phi_2^-(1))$ . Thereby, internal stability of the decoupled closed-loop system is guaranteed by the input-to-state stable internal dynamics (45).

Using ICs  $x_-(z, 0) = [\frac{2}{5} \sin^2(2\pi z), \frac{2}{5} \sin^2(4\pi z)]^\top = -x_+(z, 0)$  and  $w(z, 0) = 0$ ,  $z \in [0, 1]$ , the results in Figures 3 and 4 are obtained by spatially discretizing the

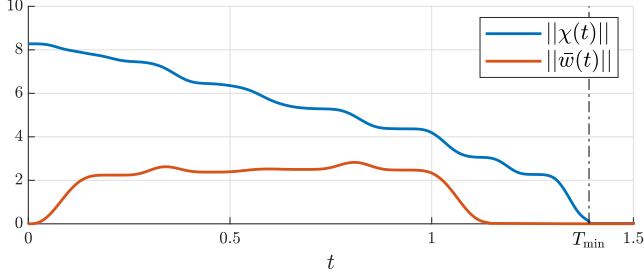


Fig. 3. Norms  $\|\chi(t)\|$  and  $\|\bar{w}(t)\|$  of the dynamically extended system state and the controller state in closed loop.

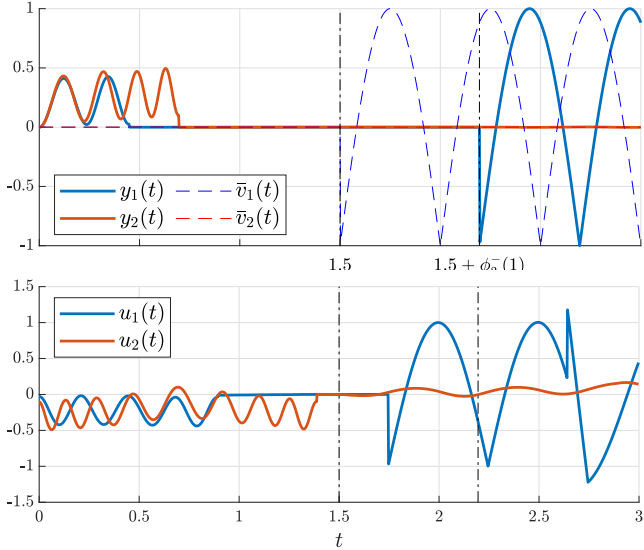


Fig. 4. Evolution of  $y(t)$ ,  $\bar{v}(t)$  and  $u(t)$ .

system and controller along the characteristic curves and applying the Euler method for numerical integration. For the new input,  $\bar{v}_1(t) = (|\sin(2\pi t)| - 1)h(t - 1.5)$  with the Heaviside function  $h(t)$  and  $\bar{v}_2(t) = 0$  are chosen in order to highlight two key aspects: convergence to zero in minimum time  $T_{\min} = \phi_{n-}^-(1) + \phi_{n+}^+(1) \approx 1.39$  as  $\bar{v}(t) = 0$  for  $t < 1.5$  (e.g., [1]) and decoupling between the input  $\bar{v}(t)$  and the output  $y(t)$  in the closed-loop system. Specifically, in Figure 3, the norm  $\|\chi(t)\|$  of the extended system state that comprises the states of system and controller confirms  $x(z, t) = 0$ ,  $z \in [0, 1]$ , after the minimum time  $T_{\min}$ , in spite of the dynamic extension essentially delaying the control action. Furthermore, as  $y(t) = \bar{v}(t - \phi_2^-(1))$  for  $t \geq \phi_2^-(1)$ , this means that  $y_1(t)$  follows the reference specified by  $\bar{v}_1(t)$  while  $y_2(t)$  is held at zero (see Figure 4). The decoupling of  $\bar{v}(t)$  and  $y(t)$  is further emphasized by the fact that both components of  $u(t)$  are non-zero for  $t \geq 1.5$ .

## 6 Concluding remarks

The presented design of dynamic state feedback controllers makes use of a dynamic extension that homogenizes the transport velocities. Then, a static feedback

of the extended state allows to meet different design objectives. Importantly, it is not possible to achieve input-output decoupling in the closed loop or a target system with arbitrary in-domain couplings by a static feedback of the system state (see [21,22] for the latter). In particular, this means that the local terms introduced in the target system by a classical Volterra integral transformation for the well-posedness of the kernel equations are a consequence of using only a static state feedback. The look at PDE-ODE systems also showed the great potential of the systematic introduction of dynamic extensions, with a variety of possible generalizations to different classes of distributed-parameter systems, including parabolic PDEs. Future work will also be concerned with gaining a better understanding of different types of state feedback controllers for distributed-parameter systems, especially as they relate to endogenous and exogenous dynamic state feedback (see, e.g., [18] in the finite-dimensional case). Among other things, this is an important basis for generalizing the flatness-based control design in [25,9] to the multivariable case (recall the dynamic feedback for the drilling example in [16]).

## Acknowledgements

This research was funded in part by the Austrian Science Fund (FWF) under project no. I 6519-N and the Deutsche Forschungsgemeinschaft (DFG, German Research Foundation) under project no. 517291864. For the purpose of Open Access, the author has applied a CC BY public copyright licence to any Author Accepted Manuscript (AAM) version arising from this submission. The authors also want to thank Frank Woittennek from UMIT Tirol, Austria, for his valuable suggestions.

## References

- [1] J. Auriol and F. Di Meglio. Minimum time control of heterodirectional linear coupled hyperbolic PDEs. *Automatica*, 71:300–307, 2016.
- [2] B. Charlet, J. Lévine, and R. Marino. Sufficient conditions for dynamic state feedback linearization. *SIAM J. Contr. Optim.*, 29:38–57, 1991.
- [3] J.-M. Coron, L. Hu, and G. Olive. Finite-time boundary stabilization of general linear hyperbolic balance laws via Fredholm backstepping transformation. *Automatica*, 84:95–100, 2017.
- [4] J.-M. Coron, R. Vazquez, M. Krstic, and G. Bastin. Local exponential  $H^2$  stabilization of a  $2 \times 2$  quasilinear hyperbolic system using backstepping. *SIAM J. Contr. Optim.*, 51(3):2005–2035, 2013.
- [5] R. Curtain and H. Zwart. *Introduction to Infinite-Dimensional Systems Theory: A State-Space Approach*. Springer New York, NY, 2020.
- [6] R.F. Curtain. Decoupling in infinite dimensions. *Syst. Contr. Lett.*, 5:249–254, 1985.
- [7] J. Deutscher, N. Gehring, and R. Kern. Output feedback control of general linear heterodirectional hyperbolic PDE-ODE systems with spatially-varying coefficients. *Int. J. Contr.*, 92(10):2274–2290, 2019.

- [8] F. Di Meglio, F. Bribiesca Argomedo, L. Hu, and M. Krstic. Stabilization of coupled linear heterodirectional hyperbolic PDE-ODE systems. *Automatica*, 87:281–289, 2018.
- [9] N. Gehring, A. Irscheid, J. Deutscher, F. Woittennek, and J. Rudolph. Control of distributed-parameter systems using normal forms: an introduction. *at - Automatisierungstechnik*, 71(3):624–645, 2023.
- [10] L. Hu, F. Di Meglio, and R. Vazquez. Control of homodirectional and general heterodirectional linear coupled hyperbolic PDEs. *IEEE Trans. Automat. Contr.*, 61:3301–3313, 2016.
- [11] L. Hu, R. Vazquez, F. Di Meglio, and M. Krstic. Boundary exponential stabilization of 1-D inhomogeneous quasilinear hyperbolic systems. *SIAM J. Contr. Optim.*, 57:963–998, 2019.
- [12] A. Ilchmann, T. Selig, and C. Trunk. The Byrnes-Isidori form for infinite-dimensional systems. *SIAM J. Contr. Optim.*, 54:1504–1534, 2016.
- [13] A. Isidori. *Nonlinear Control Systems*. Springer London, 1995.
- [14] B. Jacob, K.A. Morris, and H. Zwart. Zero dynamics for networks of waves. *Automatica*, 103:310–321, 2019.
- [15] T. Kailath. *Linear Systems*. Prentice-Hall Englewood Cliffs, NJ, 1980.
- [16] T. Knüppel, F. Woittennek, I. Boussaada, H. Mounier, and S.-I. Niculescu. Flatness-based control for a non-linear spatially distributed model of a drilling system. In A. Seuret, H. Özbay, C. Bonnet, and H. Mounier, editors, *Low-Complexity Controllers for Time-Delay Systems*, volume 2, pages 205–218. Springer Cham, 2014.
- [17] M. Krstic and A. Smyshlyaev. *Boundary Control of PDEs: A Course on Backstepping Designs*. SIAM Philadelphia, 2008.
- [18] J. Lévine. *Analysis and Control of Nonlinear Systems: A Flatness-based Approach*. Springer Berlin, Heidelberg, 2009.
- [19] A.S. Morse and W.M. Wonham. Decoupling and pole assignment by dynamic compensation. *SIAM J. Contr.*, 8:317–337, 1970.
- [20] N. Otsuka, H. Inaba, and T. Oide. Decoupling by state feedback in infinite-dimensional systems. *IMA J. Math. Contr. Inform.*, 7:125–141, 1990.
- [21] J. Redaud, J. Auriol, and Y. Le Gorrec. In-domain damping assignment of a Timoshenko-beam using state feedback boundary control. In *2022 IEEE 61st Conference on Decision and Control (CDC)*, pages 5405–5410, 2022.
- [22] J. Redaud, J. Auriol, and Y. Le Gorrec. In domain dissipation assignment of boundary controlled Port-Hamiltonian systems using backstepping. *Syst. Contr. Lett.*, 185:105722, 2024.
- [23] J. Reger and L. Triska. Dynamic extensions for exact backstepping control of systems in pure feedback form. In *2019 IEEE 58th Conference on Decision and Control (CDC)*, pages 480–486, 2019.
- [24] R. Vazquez, M. Krstic, and J.-M. Coron. Backstepping boundary stabilization and state estimation of a  $2 \times 2$  linear hyperbolic system. In *2011 IEEE 50th Conference on Decision and Control and European Control Conference (CDC-ECC)*, pages 4937–4942, 2011.
- [25] F. Woittennek. Flatness based feedback design for hyperbolic distributed parameter systems with spatially varying coefficients. *IFAC Proceedings Volumes*, 46(26):37–42, 2013. 1st IFAC Workshop on Control of Systems Governed by Partial Differential Equations (CPDE).