

Polarization under the Channel Noise with Memory

Tianfu Qi, *Graduate Student Member, IEEE*, Jun Wang, *Senior Member, IEEE*

Abstract—The channel polarization under the channel noise with memory is comprehensively studied. With the help of the genie-aided channel, we prove that the polarized channels also converge to extremal channels under the standard polar codes structure. More importantly, the ratio of the perfect channel can be larger than $I(W)$ which is the capacity of the original channel. However, the polarization rate is shown to be slower than the binary-input discrete memoryless channel (DMC) case. Specifically, the upper bound of the block error is $\mathcal{O}(L^{-c_0})$ where L is the block length and c_0 is some positive constant. Furthermore, the upper and lower bound of the gap between the capacity and cutoff rate is investigated when the block length is finite, which is more useful for practical applications.

Index Terms—Channel polarization, memorable channel noise, Bhattacharyya parameter, cutoff rate

I. INTRODUCTION

As a breakthrough in the coding theory, polar code is the first one that can be proved to achieve the capacity for the binary-input discrete memoryless channels (B-DMCs) [1]. The core is the channel polarization which is implemented by the iterative transformation of the source input based on the polarization kernel, i.e., $F = \begin{bmatrix} 1 & 0 \\ 1 & 1 \end{bmatrix}$. The generator matrix with size L is the Kronecker product of $\log L$ kernels with permutation operation. During the procedure, L original channels are combined to generate a synthesized channel where L denotes the block length. Then, the combined channel is splitted into L subchannels with different reliability. When L increases to infinity, the reliability converges to two extremes. The first one is the ‘perfect channel’ whose capacity equals 1 and the second one is the ‘completely noisy channel’ which cannot be used for transmission. Thus, the information bits are placed on perfect splitted subchannels and the noisy channels are set by frozen bits which are known in both transceiver and receiver. Moreover, for the B-DMC case, the percentage of the perfect channel among all the subchannels is capacity of the original single channel which is denoted by $I(W)$. Consequently, polar code does not bring capacity gain but makes it possible to sufficiently use the good channels for transmission with a higher rate.

The polarization phenomenon has been extensively studied in the channel with memoryless noise. Unfortunately, many practical scenarios contain channel noise with memory including underwater acoustic communication [2], atmospheric noise [3], LTE in urban environments, wireless digital video broadcasting terrestrial (DVB-T), etc. It has been shown that noise samples are not mutually independent and admit cluster behaviors [2–5]. In this way, some assumptions of the analysis

used for the memoryless setting will not hold. For instance, the mutual information relation between the synthesized channel and original single channel is obtained based on the independent channel, that is, the channel noise is memoryless. Furthermore, the Bhattacharyya parameter transformation is more complicated because the noise and output are all correlated and the variables in the summation (or integration for the continuous output alphabet) are difficult to separate. Thus, the Bhattacharyya parameter of the combined channel cannot be decomposed to that of the splitted channel.

Şaşıoğlu first considers the polarization process with memory in [6] and proves that the channel polarizes for any q -ary input which follows the k -th Markov process where k is any positive integer and q is a prime number. The main conclusions are the same as the Arikan’s. Afterwards, the author expands the Markov process to a more general process, namely, ψ -mixing process [7]. The prime Markov order assumption is also omitted. Moreover, the polarized rate is shown to be the same as the memoryless case. Shuval et al. consider the polar codes for the process characterized by a finite-state aperiodic irreducible Markov (FAIM) chain [8], which is also a generalization of the Markov process. They divide the FAIM process into blocks and utilize the state sharing of adjacent blocks to deduce the fast polarization for the process with memory. A similar and more detailed analysis can also be found in [9].

The existing works about polarization in the presence of memory mainly focus on that the source has memory. In this paper, we study a more practical scenario in which the channel noise is memorable and the polarization process is comprehensively investigated.¹ The main proof is still under Arikan’s martingale framework but with many non-trivial modifications. To overcome the challenge brought by the noise memory, we introduce the genie-aided (GA) channel to facilitate the following derivations. The GA channel is physically unachievable since it assumes that all noise samples before the current instance are completely known. Then, we construct a combined version of the GA channel based on which the mutual information of the synthesized channel can be decomposed. The most surprising discovery is that the ratio of perfect subchannels after sufficient polarization is not $I(W)$ but $I(W) + c$ where c is some non-negative constant. The constant is related to the correlation between noise samples and is controlled by the underlying noise process. It may be not consistent with the intuitive expectation since the communication performance in the channel with memorable noise is usually worse than that of memoryless noise. However, we will subsequently explain that this phenomenon is triggered

Tianfu Qi, Jun Wang are with the National Key Laboratory on Wireless Communications, University of Electronic Science and Technology of China, Chengdu 611731, China (e-mail: 202311220634@std.uestc.edu.cn).

¹In the following, we assume that the input bits are mutually independent and therefore, the ‘channel with memory’ and ‘memorable noise’ can be considered equivalent.

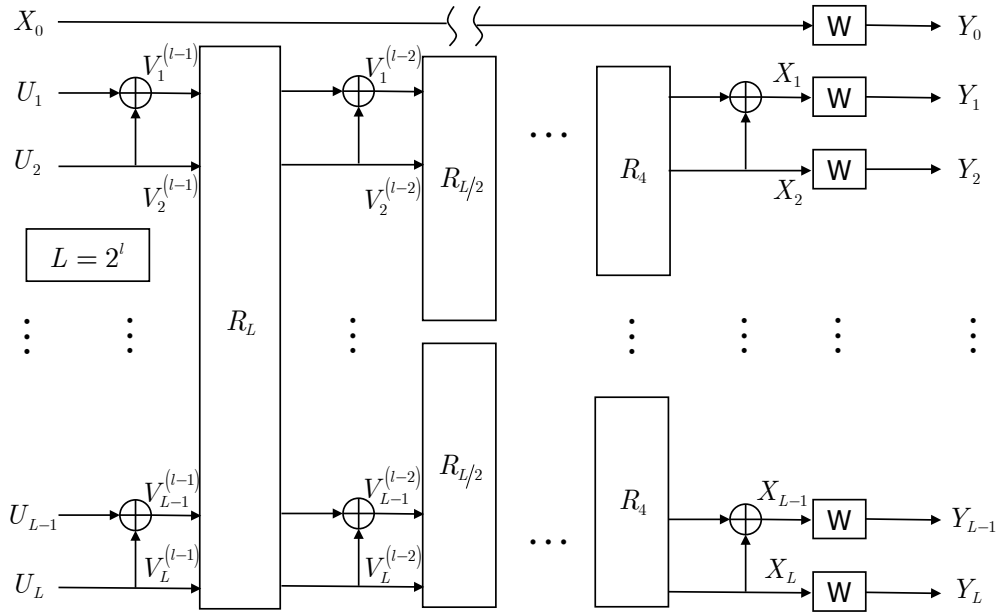


Fig. 1. The framework of the standard polar encoder with block length $L = 2^l$.

by the successive cancellation (SC) decoding algorithm. *This is also the main difference between our work compared with the existing literature.*

As for the Bhattacharyya parameter, we show that the convergence also occurs but the polarization rate is much smaller than the memoryless case. In particular, the rate of DMC is exponential in the square root of block length but for the memorable channel noise, it is only the polynomial with respect to block length. In addition, the cutoff rate of the channel with memory is provided and bounds of the gap between the cutoff rate and the capacity with the finite block length are given. To some extent, this result quantifies the influence due to insufficient polarization.

The rest of the paper is organized as follows. In section II, we provide the problem formulation and questions that will be answered in this paper. Then, the main results are listed in section III. The proofs of transformations of the mutual information and Bhattacharyya parameter are given in section IV and section V, respectively. Then, we discuss the expansions of the main results to other general cases in section VI. Finally, we conclude the paper in section VII.

Notations: We utilize uppercase and lowercase to represent the random variable (RV) and its realizations, i.e., X and x . The random vector is denoted by \vec{X} . x_a^b denotes the vector $[x_a, \dots, x_b]$ and $x_a^b = \emptyset$ if $a > b$. $E_X[f]$ denotes the expectation of f with respect to X . The $I(\cdot)$, $Z(\cdot)$ separately represent the mutual information and Bhattacharyya parameter function. ‘ \oplus ’ denotes the modular-2 operation. The $\chi_i^j = [i, \dots, j]$ is the indicator set. If not specified, the base of the logarithm is 2 by default in the sequel.

II. PROBLEM STATEMENT

The polarization framework and some notations used in this paper are shown in Fig. 1. The block length equals $L = 2^l$.

Let U_i and X_i separately represent the source information and coded information random process. Here, i is the time index. The inner bits are denoted by $V_j^{(k)}$ where j and k separately are the number of subchannels and layers. The polarization structure with $L = 2$ is called the polarization unit. The Y_0 denotes the final output of the previous block and R_L is the permutation operation with L inputs.

Without loss of the generality, we assume that the noise process N_i is memorable and forms the first-order Markov process, that is, every noise sample is only related to the previous adjacent sample. Other cases including higher order and fractional order can be similarly analyzed. Define the channel function $W : \mathcal{X} \rightarrow \mathcal{Y}$. Besides, we also define a genie-aided channel function $\tilde{W} : \mathcal{X}_i \times \mathcal{N}_{i-1}^{-\infty} \rightarrow \mathcal{Y}_i$. The \tilde{W} is assumed to be access to all prior noise information. For the first-order Markov noise process, the \tilde{W} can be simplified as $\tilde{W} : \mathcal{X}_i \times \mathcal{N}_{i-1} \rightarrow \mathcal{Y}_i$ because it can be seen that the $\tilde{W}(y_i|x_i, n_{i-1}^{-\infty}) = \tilde{W}(y_i|x_i, n_{i-1})$ corresponds to the noise probability density function (PDF). Obviously, \tilde{W} is not practical since the N_i cannot be obtained in real scenarios. However, we will see that the \tilde{W} is useful for the derivation of polarization of channel with memorable noise. It should be remarked that the \tilde{W} can be also equivalently expressed as $\tilde{W} : \mathcal{X}^2 \times \mathcal{Y} \rightarrow \mathcal{Y}$ due to $\tilde{W}(y_i|x_i, n_{i-1}) = \tilde{W}(y_i|x_i, x_{i-1}, y_{i-1})$. Since the output of the channel is assumed to be continuous-valued, we need to give the following definition.

Definition 1: The mutual information $I(W)$ and Bhattacharyya parameter $Z(W)$ of the channel W are defined as follows,

$$I(W) = \int_{\mathcal{Y}} \sum_{\mathcal{X}} W(y, x) \log \frac{W(y|x)}{W(y)} dy \quad (1)$$

$$Z(W) = \int_{\mathcal{Y}} \sqrt{W(y|0)W(y|1)} dy \quad (2)$$

Based on the Definition 1, the parameters for the conditional PDF of the channel can be likewise defined. In [1], the polarization is implemented by channel combining and channel splitting, which can also be given similarly. For instance, we have $W_L : \mathcal{X}^L \rightarrow \mathcal{Y}^L$, $\tilde{W}_L : \mathcal{X}^{L+1} \times \mathcal{Y} \rightarrow \mathcal{Y}^L$ and

$$\tilde{W}_L(y_1^L | u_1^L, x_0, y_0) = \prod_{i=1}^L \tilde{W}(y_i | x_i, x_{i-1}, y_{i-1}) \quad (3)$$

where x_0 and y_0 are virtual input and output arguments. Likewise, they are also unrealizable but they are helpful for deriving the channel transformation and polarization. (3) corresponds to the channel combining operation and the channel splitting is

$$\begin{aligned} \tilde{W}_L^{(i)}(y_1^L, u_1^{i-1} | u_i, x_0, y_0) \\ = \frac{1}{2^{L-1}} \sum_{U_{i+1}^L \in \mathcal{U}^{L-i}} \tilde{W}_L(y_1^L | x_1^L, x_0, y_0) \end{aligned} \quad (4)$$

Note that (3) and (4) is for \tilde{W} and the version of W can be obtained directly by $\mathbb{E}_{N_0}[\tilde{W}(y_i | x_i, n_{i-1})] = W(y_i | x_i)$. We also simplify the notation as $\mathbb{E}_{N_0}[\tilde{W}] = W$ if there is no confusion in the sequel.

Our problem is whether or not the conclusions for memoryless case still hold, i.e., $2I(W_L^{(i)}) = I(W_{2L}^{(2i-1)}) + I(W_{2L}^{(2i)})$, $I(W_{2L}^{(2i-1)}) \leq I(W_L^{(i)}) \leq I(W_{2L}^{(2i)})$ and $\lim_{L \rightarrow +\infty} \Pr[\omega \in \{i : I(W_L^{(i)}) > 1 - \epsilon\}, \omega \in \{1, 2, \dots, L\}] = I(W)$. We will first provide the main result in the next section and then, prove them in the rest of the paper.

III. MAIN RESULTS

The recursive channel transformation under the noise with memory is first given without proof. Indeed, the procedure is similar to [1] and can be checked straightforwardly.

Proposition 1: Let $W_L^{(i)}$ be the composite channel defined in (4). Then,

$$\begin{aligned} \tilde{W}_{2L}^{(2i-1)}(y_1^{2L}, u_1^{2i-2} | u_{2i-1}, n_0) \\ = \frac{1}{2} \sum_{U_{2i}} \tilde{W}_L^{(i)}(y_{L+1}^{2L}, u_{1,e}^{2i-2} | u_{2i}, n_L) \\ \times \tilde{W}_{2L}^{(2i-1)}(y_1^{2L}, u_{1,e}^{2i-2} \oplus u_{1,e}^{2i-2} | u_{2i-1} \oplus u_{2i}, n_0) \end{aligned} \quad (5)$$

$$\begin{aligned} \tilde{W}_{2L}^{(2i)}(y_1^{2L}, u_1^{2i-1} | u_{2i}, n_0) \\ = \frac{1}{2} \tilde{W}_L^{(i)}(y_{L+1}^{2L}, u_{1,e}^{2i-2} | u_{2i}, n_L) \\ \times \tilde{W}_{2L}^{(2i-1)}(y_1^{2L}, u_{1,e}^{2i-2} \oplus u_{1,e}^{2i-2} | u_{2i-1} \oplus u_{2i}, n_0) \end{aligned} \quad (6)$$

The proposition 1 indicates that it is feasible to implement the recursive channel transformation. Then, the main theorem for the mutual information is first given in the following.

Theorem 1: With the standard polar coding procedure and the channels defined in (3) and (4), we have

$$\lim_{L \rightarrow +\infty} \frac{1}{L} \sum_{i=1}^L I(W_L^{(i)}) = I(W) + I^\dagger(W) \quad (7)$$

where

$$I^\dagger(W) = I(N_1; N_0) - \frac{1}{2}I(Y_1; Y_0) - I(Y_0; Y_1^{+\infty}) \geq 0 \quad (8)$$

The theorem 1 implies that the total mutual information after complete polarization increases compared to the original channel. This conclusion is quite different from that in [1] and it may not be consistent with the intuitions. However, it does not contradict the Shannon's theory. Specifically, we will see that $I(W) + I^\dagger(W) \leq 1$ in the next section.

It should be remarked that the output of the channel does not form the first-order Markov process, i.e., $W(y_{i+1}|y_i, y_{i-1}) \neq W(y_{i+1}|y_i)$. In fact, the Markov process has the graph representation shown in the Fig. 2. Furthermore, it can be observed that the i -th output sample is related to all previous output samples.

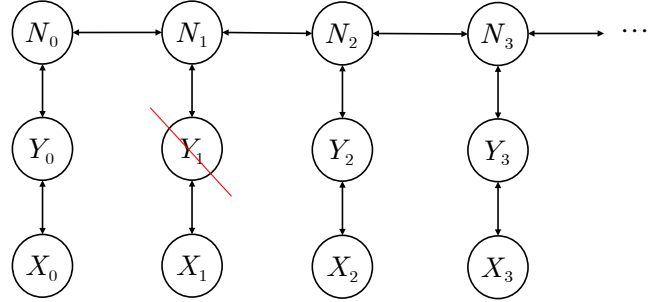


Fig. 2. The graph representation of the Markov process. It contains the relations between the input X , channel noise N and output Y . Any two variables are not independent if there exists a path such that the corresponding vertices are connected. For example, if we delete the ' Y_1 ', the ' Y_0 ' and ' Y_2 ' are still connected and we have $W(y_2|y_0) \neq W(y_2)$.

Before proceeding to the next theorem, the Bhattacharyya parameter of the genie-aided channel needs to be defined as

$$Z_g(\tilde{W}|n_0) = \int_{\mathcal{Y}} \sqrt{\tilde{W}(y|0, n_0)\tilde{W}(y|1, n_0)} \quad (9)$$

$$Z_g(W) = \mathbb{E}_{N_0}[Z_g(\tilde{W}|n_0)] \quad (10)$$

Note that the $Z_g(W)$ degrades to $Z(W)$ when the channel noise is memoryless. Then, the Bhattacharyya parameter transformation is provided in the following theorem.

Theorem 2: For the block length $L > 2$, we have

$$\begin{aligned} Z(W_{2L}^{(2i-1)}) \leq Z(W_L^{(i)}) + Z_g(W_L^{(i)}) - Z(W_L^{(i)}) \\ \times \inf_{y_L} Z_g(\tilde{W}_L^{(i)}|y_L) \end{aligned} \quad (11)$$

$$Z(W_{2L}^{(2i-1)}) \geq \frac{1}{2} [Z(W_L^{(i)}) + Z_g(W_L^{(i)})] \quad (12)$$

$$Z(W_{2L}^{(2i)}) \leq Z(W_L^{(i)}) \sup_{y_L} Z_g(\tilde{W}_L^{(i)}|y_L) \quad (13)$$

$$Z(W_{2L}^{(2i-1)}) + Z(W_{2L}^{(2i)}) \leq Z(W_L^{(i)}) + Z_g(W_L^{(i)}) \leq 2Z(W_L^{(i)}) \quad (14)$$

The theorem 2 does not consider the relation between the $Z(W)$ and $(Z(W_2^{(1)}), Z(W_2^{(2)}))$. It is a special case because of

the first-order noise memory and we will complete the picture in the proof of the theorem 2. In the next, the convergence of the mutual information of split channel as L increases should be studied.

Theorem 3: Let the $\{I(W_L^{(\omega)})\}$ be a random variable sequence with respect to L . Then, $I(W_L^{(\omega)})$ converges to 0 or 1 almost surely as $L \rightarrow +\infty$.

Combining theorem 1 and 2, we can naturally obtain the theorem 3 based on the martingale theory. Therefore, we mainly focus on the proof of theorem 1 and theorem 2 in the sequel. Furthermore, the ratio of the noiseless subchannel is given in the following corollary.

Corollary 1: Let $\omega \in \{1, 2, \dots, L\}$ and for any $\epsilon > 0$, we have

$$\lim_{L \rightarrow +\infty} \Pr [\omega \in \{i : I(W_L^{(i)}) > 1 - \epsilon\}] = I(W) + I^\dagger(W) \quad (15)$$

Theorem 4: Let the block length be L and $i \in \{1, 2, \dots, L\}$. Then,

$$\lim_{L \rightarrow +\infty} \Pr [Z(W_L^{(i)}) \leq c_0 L^{\frac{c_1}{2}}] = I^\dagger(W) \quad (16)$$

$$\lim_{L \rightarrow +\infty} \Pr [Z(W_L^{(i)}) \leq 2^{c_2 \sqrt{L} + c_3}] = 0 \quad (17)$$

where $c_0 > 0$, $c_1 < 0$, $c_2 < 0$ and c_3 are some constants.

Based on the theorem 4, the upper and lower bound of the cutoff rate order of polarized subchannels can be obtained. Indeed, the cutoff rate may be more useful in practice since reliable communication with any transmission rate larger than the cutoff rate is impossible. In [10], Gallager proposed the analytical cutoff rate by analyzing the error exponent of discrete memoryless channels, i.e.,

$$E(R, Q, W) \triangleq \max_{0 \leq \tau \leq 1} [E_0(\tau, Q, W) - \tau R] \quad (18)$$

where Q is the input distribution and

$$E_0(\tau, Q, W) \triangleq -\log \int_Y \left[\sum_X p(x) W(y|x)^{1/(\tau+1)} \right]^{\tau+1} \quad (19)$$

In general, the cutoff rate is defined as $R_0(Q, W) = E_0(\tau = 1, Q, W)$. The $W(\cdot|\cdot)$ in (19) is the memoryless version but it can be easily shown that (19) is also valid for the channel with memory. Without loss of generality, we only consider the output of the encoder in GF(2) and thus, $R_0(Q, W) = \log(\frac{1}{2} + \frac{1}{2}Z(W))$. Combined with the theorem 4, we have the following corollary without proof.

Corollary 2: Let the block length $L \geq 2$ and the information set $\mathcal{A}(L) \subset \{1, 2, \dots, L\}$. Then, for any $i \in \{1, 2, \dots, L\}$,

$$\Pr[1 - R_0(Q, W_L^{(i)}) \sim \omega(\log(1 + 2^{c_2 \sqrt{L} + c_3}))] = 1 \quad (20)$$

and for any $i \in \mathcal{A}(L)$,

$$\Pr[1 - R_0(Q, W_L^{(i)}) \sim \mathcal{O}(\log(1 + c_0 L^{\frac{c_1}{2}}))] = 1 \quad (21)$$

where $f(x) \sim \omega(x^p)$ and $f(x) \sim \mathcal{O}(x^p)$ separately represent that $\lim_{x \rightarrow 0} f(x)x^{-p} = +\infty$ and $\lim_{x \rightarrow 0} f(x)x^{-p} = 0$. The c_0 , c_1 , c_2 and c_3 are the same as that in the theorem 4.

Remark 1: This corollary is general since it holds for any $L \geq 2$ instead of for only $L \rightarrow +\infty$. Compared with the asymptotic result, it is a more useful conclusion for applications. In practice, the infinite block length cannot be implemented. When the L is short, the subchannels are not fully polarized, which will lead to the rate loss. The corollary 2 provides the gap between the cutoff rate and the capacity in terms of L . In fact, the corollary 2 is useless when $L \rightarrow +\infty$ as it has been proved that the reliable transmission is achievable for any $R < I(W) + I^\dagger(W)$.

Remark 2: When L is relatively large, the order can be simplified as $\log(1 + c_0 L^{\frac{c_1}{2}}) \approx c_0 L^{\frac{c_1}{2}}$ and $\log(1 + 2^{c_2 \sqrt{L} + c_3}) \approx 2^{c_2 \sqrt{L} + c_3}$. It indicates that the gap between the cutoff rate and capacity due to incomplete polarization decays faster than a polynomial order but slower than the exponential order.

The corollary 2 indicates the decay order of the gap between the capacity and cutoff rate of polarized sub-channels. Furthermore, it is straightforward to obtain the gap between the overall block cutoff rate and the block capacity, which is described in the next corollary.

Corollary 3: Let the block length be $L \geq 2$ and the corresponding information set $\mathcal{A}(L) \subset \{1, 2, \dots, L\}$. The cutoff rate of the block is defined as

$$R_{B,0}(Q, L) = \sum_{i \in \mathcal{A}(L)} R_0(Q, W_L^{(i)})$$

and then,

$$|\mathcal{A}(L)| - R_{B,0}(Q, L) \sim \mathcal{O}(|\mathcal{A}(L)| \log(1 + c_0 L^{\frac{c_1}{2}})) \quad (22)$$

Note that $|\mathcal{A}(L)|$ equals the capacity of a block with length L .

IV. PROOF OF THEOREM 1

In this section, the theorem is proved by first considering the simplest case, i.e., $L = 2$ and then, we expand the conclusion to larger L . However, we will see that the expansion is not trivial.

Lemma 1: Let the code length L be 2. Then,

$$\begin{aligned} I(W_2^{(1)}) + I(W_2^{(2)}) &= 2I(W) + I(N_1; N_0) - I(Y_1; Y_0) \\ &\geq 2I(W) \end{aligned} \quad (23)$$

Proof: Based on the definition of the genie-aided channel $\tilde{W}(y_1|x_1, n_0)$, its mutual information should be $I(Y_1; X_1, N_0)$. However, the channel capacity cannot be described by $I(Y_1; X_1, N_0)$ because N_0 is an auxiliary argument and does not provide additional rate. In other words, the function of N_0 can be reflected in the decoding and detection but N_0 is not the information that needs to be recovered. Specifically, we have

$$\begin{aligned} I(Y_1; X_1, N_0) &= I(Y_1; X_1) + I(Y_1; N_0|X_1) \\ &= I(Y_1; X_1) + I(N_1; N_0). \end{aligned} \quad (24)$$

Consider a very noisy channel such that the receiver can get little information from the received signal. Thus, we have $I(Y_1; X_1) \approx 0$ and $I(N_1; N_0) > 0$, which implies that the mutual information of the genie-aided channel is always larger than 0 even though the transmitted signal power equals 0.

Obviously, it is not reasonable and also verifies that the \tilde{W} is not achievable. However, the (24) can be leveraged to obtain $I(Y_1; X_1)$ which is needs to be discussed. Based on the chain rule,

$$\begin{aligned}
& I(\tilde{W}_2^{(1)}) + I(\tilde{W}_2^{(2)}) \\
&= I(Y_1^2; U_1, N_0) + I(Y_1^2, U_1; U_2, N_0) \\
&\stackrel{(a)}{=} I(Y_1^2; U_1, N_0) + I(Y_1^2; U_2|N_0, U_1) + I(Y_1^2; N_0|U_1) \\
&\stackrel{(b)}{=} I(Y_1^2; X_1^2, N_0) + I(N_0; Y_2|Y_1, U_1) + I(Y_1; N_0|U_1) \\
&= I(Y_1^2; X_1^2, N_0) + I(Y_1^2, U_1; N_0) \quad (25)
\end{aligned}$$

where (a) is due to the chain rule and (b) is because there is a bijection between (U_1, U_2) and (X_1, X_2) . For a memoryless channel, the $I(Y_1^2; X_1^2)$ can be divided into $2I(Y; X)$, which does not hold for the channel with memorable noise. Thus, we split the $I(Y_1^2; X_1^2, N_0)$ to obtain the right-hand side (RHS) of (23), i.e.,

$$\begin{aligned}
& I(Y_1^2; X_1^2, N_0) \\
&= I(Y_1; X_1, N_0) + I(Y_1; X_2|X_1, N_0) + I(Y_2; X_1^2, N_0|Y_1) \\
&\stackrel{(a)}{=} I(Y_1; X_1, N_0) + I(Y_2; X_1^2, N_0, Y_1) - I(Y_2; Y_1) \\
&= I(Y_1; X_1, N_0) + I(Y_2; X_1^2, Y_1) + I(Y_2; N_0|X_1^2, Y_1) \\
&\quad - I(Y_2; Y_1) \\
&\stackrel{(b)}{=} 2I(\tilde{W}) - I(Y_2; Y_1) \quad (26)
\end{aligned}$$

where (a) is due to that the X_2 brings no extra information for Y_1 given X_1 and N_0 . The similar reason holds for (b) and $I(Y_2; N_0|X_1^2, Y_1) = 0$. Combining (25) and (26),

$$\begin{aligned}
& I(\tilde{W}_2^{(1)}) + I(\tilde{W}_2^{(2)}) - 2I(\tilde{W}) \\
&= I(Y_1^2, U_1; N_0) - I(Y_2; Y_1) \\
&\stackrel{(a)}{=} I(Y_1; X_0, Y_0) + I(Y_2, U_1; X_0, Y_0|Y_1) - I(Y_2; Y_1) \\
&\stackrel{(b)}{=} I(Y_1; X_0|Y_0) + I(Y_2, U_1; X_0, Y_0|Y_1) \geq 0 \quad (27)
\end{aligned}$$

where (a) is due to $I(Y_1^2, U_1; N_0) = I(Y_1^2, U_1; X_0, Y_0)$ and (b) is $I(Y_2; Y_1) = I(Y_1; Y_0)$. Finally, based on the (24) and some manipulations, the lemma 1 can be concluded. ■

The lemma 1 demonstrates that the total mutual information of channels after the polarization becomes larger. This phenomenon can be further explained in terms of the error probability of decoding. If we consider the ML decoding of two symbols in the original channel separately, the ML statistic is calculated by $W(y_1|x_1)$ and $W(y_2|x_2)$. However, the relation between noise samples is not considered, which leads to performance loss and the mutual information corresponds to $2I(W)$. After the polarization, the information between the two channels is jointly considered. For instance, for $W(y_1|x_1)$, the ML decoding is still the same as before. As for the second channel, however, the decoder can utilize the y_1 as the prior information, which describes the noise distribution more accurately. In other words, decoding can be implemented by $W(y_2|x_2, y_1)$ and therefore, the error probability will be smaller than that of the first symbol. Furthermore, the theorem 1 shows that there is a limitation of the performance gain as

the code length goes to infinity. Before proceeding to its proof, we still need 2 following lemmas.

Lemma 2: Let Y be the output of the channel with memorable noise. Then, the sequence $\{I(Y_0; Y_i|Y_1^{i-1})\}$ is non-increasing and $\lim_{i \rightarrow +\infty} I(Y_0; Y_i|Y_1^{i-1}) = 0$. Moreover, $I(Y_0; Y_1^{+\infty}) < +\infty$.

Proof: On one hand, $I(Y_0; Y_1^L) = I(Y_0; X_1, Y_1^L) - I(Y_0; X_1|Y_1^L)$. It is straightforward to show that $f(y_0|x_1, y_1, y_2^L) = f(y_0|x_1, y_1)$ by means of the Markov property and then, $I(Y_0; X_1, Y_1^L) = I(Y_0; N_1) < +\infty$ which also holds if $L \rightarrow +\infty$. Consequently, $I(Y_0; Y_1^{+\infty}) < +\infty$ is proved. Then, by the chain rule,

$$I(Y_0; Y_1^L) = \sum_{i=1}^L I(Y_0; Y_i|Y_1^{i-1}) \quad (28)$$

Note that $I(Y_0; Y_{i+1}|Y_1^i) = I(Y_0; Y_i|Y_1^{i-1}, Y_{i+1}) + I(Y_0; Y_{i+1}|Y_1^{i-1}) - I(Y_0; Y_i|Y_1^{i-1})$. According to the data process inequality, it is easy to check $I(Y_0; Y_i|Y_1^{i-1}, Y_{i+1}) \leq I(Y_0; Y_i|Y_1^{i-1})$ and $I(Y_0; Y_{i+1}|Y_1^{i-1}) \leq I(Y_0; Y_i|Y_1^{i-1})$. In this way, we conclude that $\{I(Y_0; Y_i|Y_1^{i-1})\}$ is a monotonic sequence. Combining the (28) and the monotone convergence theorem, the lemma 2 is proved. ■

We remark that the lemma 2 is consistent with intuitive expectation. For instance, the relation between two signal samples Y_i and Y_j is weaker if the time interval $|i - j|$ is larger. It is also trivial to obtain the next corollary.

Corollary 4: The sequence $\{I(Y_0; Y_1^i)\}$ is increasing and bounded. Besides, $\lim_{i \rightarrow +\infty} I(Y_0; Y_1^i) = I(Y_0; Y_1^{+\infty}) < I(Y_0; N_1) < +\infty$.

Lemma 3: Let L be the code length and $L = 2^l$. Then,

$$\sum_{i=1}^l 2^{i-1} I(Y_1^{2^{l-i}}; Y_{2^{l-i+1}}^{2^{l-i+1}}) = \sum_{i=1}^{L-1} I(Y_0; Y_1^i) \quad (29)$$

Proof: We first convert the $I(Y_1^L; Y_{L+1}^{2L})$ to the mutual information between a single RV and random vector. For example,

$$\begin{aligned}
& I(Y_1^L; Y_{L+1}^{2L}) \\
&= I(Y_{L+1}^{2L}; Y_L) + I(Y_1^{L-1}; Y_{L+1}^{2L}|Y_L) \\
&= I(Y_{L+1}^{2L}; Y_L) + I(Y_1^{L-1}; Y_L^{2L}) - I(Y_1^{L-1}; Y_L) \quad (30)
\end{aligned}$$

With similar procedures, it can be obtained that

$$I(Y_1^L; Y_{L+1}^{2L}) = \sum_{i=L}^{2L-1} I(Y_0; Y_1^i) - \sum_{i=1}^{L-1} I(Y_0; Y_1^i) \quad (31)$$

Plug (31) into (29) with some manipulations, this lemma can be concluded. ■

Now we are ready to put the above analysis together to prove the theorem 1.

Proof of theorem 1: In [1], the $I(W_{2L}^{(2i-1)})$ and $I(W_{2L}^{(2i)})$ can be represented by $I(W_L^{(i)})$, which is naturally expanded

from the simplest case $L = 2$. It is not trivial for our scenario and for example, it can be calculated that

$$\begin{aligned} & I(\tilde{W}_4^{(1)}) + I(\tilde{W}_4^{(2)}) \\ &= 2I(\tilde{W}_2^{(1)}) + I(N_0; Y_1^4, U_1) - I(Y_3^4; X_2|U_2, Y_2) \\ & \quad - I(Y_1^2; Y_3^4) + I(Y_3^4; U_1 \oplus U_2, Y_1|U_2, Y_2, N_0) \end{aligned} \quad (32)$$

The RHS of the equation is too complex to simplify due to the noise memory. To handle this problem, we define that

$$I_i^{j,(k)}(\tilde{W}) = I(Y_i^j; V_i^{j,(k)}, N_0) \quad (33)$$

The $I_1^{L,(l-1)}$ can be separated as

$$\begin{aligned} & I_1^{L,(l-1)}(\tilde{W}) \\ &= I(Y_1^{L/2}; V_1^{L,(l-1)}, N_0) + I(Y_{L/2+1}^L; V_1^{L,(l-1)}, N_0|Y_1^{L/2}) \\ &= I(Y_1^{L/2}; V_{\pi_L^{-1}(\chi_{L/2+1}^{L/2})}^{(l-1)}|V_{\pi_L^{-1}(\chi_1^{L/2})}^{(l-1)}, N_0) \\ & \quad + I(Y_1^{L/2}; V_{\pi_L^{-1}(\chi_1^{L/2})}^{(l-1)}, N_0) - I(Y_{L/2+1}^L; Y_1^{L/2}) \\ & \quad + I(Y_{L/2+1}^L; V_1^{L,(l-1)}, Y_1^{L/2}, N_0) \end{aligned} \quad (34)$$

where $V_i^{j,(k)}$ represents the inner bits of the polarization block and is shown in Fig. 1. The $\pi_L(\cdot)$ denote index permutation corresponding to \mathcal{R}_L and π_L^{-1} is the inverse operation. For example, let $L = 8$ and then, $V_{\pi_8^{-1}(\chi_1^4)}^{(2)}$ is equivalent to $V_{\{1,3,5,7\}}^{(2)}$ which is shown in the Fig. 3 by the red line. Note that $I(Y_1^{L/2}; V_{\pi_L^{-1}(\chi_1^{L/2})}^{(l-1)}, N_0) = I_1^{L/2,(l-2)}(\tilde{W})$ and $I(Y_1^{L/2}; V_{\pi_L^{-1}(\chi_{L/2+1}^{L/2})}^{(l-1)}|V_{\pi_L^{-1}(\chi_1^{L/2})}^{(l-1)}, N_0) = 0$ since $Y_1^{L/2}$ is only related to $V_{\pi_L^{-1}(\chi_1^{L/2})}^{(l-1)}$ and N_0 . Furthermore,

$$\begin{aligned} & I(Y_{L/2+1}^L; V_1^{L,(l-1)}, Y_1^{L/2}, N_0) \\ &= I(Y_{L/2+1}^L; V_{L/2+1}^{L,(l-1)}, Y_{L/2}) \\ & \quad + I(Y_{L/2+1}^L; V_1^{L/2,(l-1)}, N_0|V_{L/2+1}^{L,(l-1)}, Y_{L/2}) \\ &\stackrel{(a)}{=} I(Y_{L/2+1}^L; V_{L/2+1}^{L,(l-1)}, N_{L/2}) \\ &\stackrel{(b)}{=} I_1^{L/2,(l-2)}(\tilde{W}) \end{aligned} \quad (35)$$

where (a) is because the input of $Y_{L/2}$ is $V_{L-1}^{(l-1)}$ which belongs to $V_{L/2+1}^{L,(l-1)}$. Meanwhile, the $Y_{L/2+1}^L$ is also independent with $V_{L/2+1}^{L,(l-1)}$ and N_0 given $V_{L/2+1}^{L,(l-1)}$ and $Y_{L/2}$. (b) is due to the (33). Plug (35) into (34), we have

$$I_1^{L,(l-1)}(\tilde{W}) = 2I_1^{L/2,(l-2)}(\tilde{W}) - I(Y_{L/2+1}^L; Y_1^{L/2}) \quad (36)$$

Based on the recursive equation, it can be deduced that

$$\begin{aligned} & I_1^{L,(l-1)}(\tilde{W}) \\ &= \frac{L}{2}I(Y_1^2; X_1^2, N_0) - \sum_{i=1}^{\log L} 2^{i-1}I(Y_1^{2^{\log L-i}}; Y_{2^{\log L-i+1}}^{2^{\log L-i}}) \\ &\stackrel{(a)}{=} \frac{L}{2}I(Y_1^2; X_1^2, N_0) - \sum_{i=1}^{L-1} I(Y_0; Y_1^i) \\ &\stackrel{(b)}{=} LI(\tilde{W}) - \frac{L}{2}I(Y_0; Y_1) - \sum_{i=1}^{L-1} I(Y_0; Y_1^i) \end{aligned} \quad (37)$$

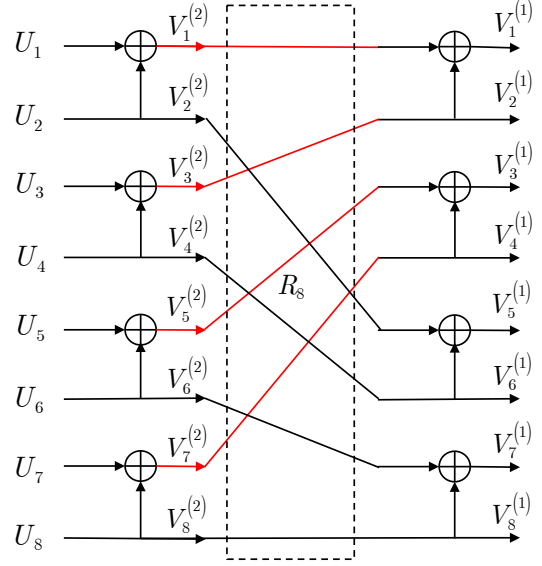


Fig. 3. The input set of $V_1^{4,(2)}$ with block length $L = 8$.

where (a) is due to the lemma 3 and (b) is based on the (26). Then,

$$\begin{aligned} & \frac{1}{L} \sum_{i=1}^L I(\tilde{W}_L^{(i)}) \\ &= \frac{1}{L} \sum_{i=1}^L I(Y_1^L; U_i, N_0|U_1^{i-1}) \\ &= \frac{1}{L} \left[I(Y_1^L; U_1, N_0) + \sum_{i=2}^L I(Y_1^L; U_i|N_0, U_1^{i-1}) \right. \\ & \quad \left. + \sum_{i=2}^L I(Y_1^L; N_0|U_1^{i-1}) \right] \\ &= \frac{1}{L} I(Y_1^L; U_1^L, N_0) + \frac{1}{L} \sum_{i=2}^L I(Y_1^L, U_1^{i-1}; N_0) \end{aligned} \quad (38)$$

Note that $I_1^{L,(l-1)}(\tilde{W}) = I(Y_1^L; U_1^L, N_0)$ since there is a bijection between U_1^L and $V_1^{L,(l-1)}$. In accordance with (37),

$$\begin{aligned} & \frac{1}{L} \sum_{i=1}^L I(\tilde{W}_L^{(i)}) = I(\tilde{W}) - \frac{1}{2}I(Y_0; Y_1) - \frac{1}{L} \sum_{i=1}^{L-1} I(Y_0; Y_1^i) \\ & \quad + \underbrace{\frac{1}{L} \sum_{i=2}^L I(Y_1^L, U_1^{i-1}; N_0)}_{\triangleq \beta(L)} \end{aligned} \quad (39)$$

From the corollary 4, (39) can be simplified as

$$\begin{aligned} & \lim_{L \rightarrow +\infty} \frac{1}{L} \sum_{i=1}^L I(\tilde{W}_L^{(i)}) = I(\tilde{W}) - \frac{1}{2}I(Y_0; Y_1) - I(Y_0; Y_1^{+\infty}) \\ & \quad + \lim_{L \rightarrow +\infty} \beta(L) \end{aligned} \quad (40)$$

The \tilde{W} should be transformed to the W by $I(\tilde{W}_L^{(i)}) = I(W_L^{(i)}) + I(Y_1^L; N_0|U_1^i)$ and $I(\tilde{W}) = I(W) + I(N_0; N_1)$. Consequently,

$$\begin{aligned} \lim_{L \rightarrow +\infty} \frac{1}{L} \sum_{i=1}^L I(W_L^{(i)}) &= I(W) + I(N_0; N_1) - \frac{1}{2} I(Y_0; Y_1) \\ &\quad - I(Y_0; Y_1^{+\infty}) \\ &\triangleq I(W) + I^\dagger(W) \end{aligned} \quad (41)$$

Finally, we show that $I^\dagger(W) > 0$ and it is sufficient to prove that the sequence $\{\frac{1}{L} \sum_{i=1}^L I(W_L^{(i)})\}$ is increasing with respect to L . Indeed, $\frac{1}{L} \sum_{i=1}^L I(W_L^{(i)}) = \frac{1}{L} I(Y_1^L; U_1^L, N_0) - \frac{1}{L} I(N_0; N_1)$ and

$$\begin{aligned} &\frac{1}{2L} \sum_{i=1}^{2L} I(W_L^{(i)}) - \frac{1}{L} \sum_{i=1}^L I(W_L^{(i)}) \\ &= \frac{1}{2L} [I(Y_1^{2L}; U_1^{2L}, N_0) - I(N_0; N_1) - 2I(Y_1^L; U_1^L, N_0) \\ &\quad + 2I(N_0; N_1)] \\ &\stackrel{(a)}{=} \frac{1}{2L} [I(N_0; N_1) - I(Y_1^L; Y_{L+1}^{2L})] \\ &= \frac{1}{2L} [I(N_0; N_1) - I(Y_1^L, X_L; X_{L+1}, Y_{L+1}^{2L}) \\ &\quad + I(Y_1^L; X_{L+1}, Y_{L+1}^{2L}|X_L) + I(Y_1^L; Y_{L+1}^{2L}|X_{L+1})] \\ &\stackrel{(b)}{=} \frac{1}{2L} [I(Y_1^L; X_{L+1}, Y_{L+1}^{2L}|X_L) + I(Y_1^L; Y_{L+1}^{2L}|X_{L+1})] \geq 0 \end{aligned} \quad (42)$$

where (a) is based on (36). (b) is due to the $I(Y_1^L, X_L; X_{L+1}, Y_{L+1}^{2L}) = I(N_L; N_{L+1}) = I(N_0; N_1)$. Then, we can complete the proof of the theorem 1. ■

Remark 3: The theorem 1 demonstrates that the relation of adjacent noise samples is utilized by the polar coder. By the successive cancellation (SC) decoder, the average capacity of all polarized channels can be achieved larger than that of the single original channel.

Remark 4: We consider the channel with memoryless noise as a special case to examine the generality of our theorem. In this case, the output samples of the channel are also mutually independent. Consequently, we have $I(N_0; N_1) = 0$ and $I(Y_0; Y_1) = 0$. Then, it can be seen that $I^\dagger(W) = 0$ and the theorem 1 coincides to the [1].

Remark 5: The relation of the mutual information of adjacent split channels, i.e., $I(W_L^{(2i-1)})$ and $I(W_L^{(2i)})$, should be determined. Actually, the proof is quite straightforward and for example, $I(W_L^{(2i)}) - I(W_L^{(2i-1)}) = I(Y_1^L; U_{2i}|U_1^{2i-1}) - I(Y_1^L; U_{2i-1}|U_1^{2i-2}) = I(Y_1^L; U_1^{2i-2}|U_{2i-1}^{2i}) \geq 0$.

Actually, the relation can be explained from another aspect. First, we have $I(W_L^{(2i)}) = I(Y_1^L, U_1^{2i-2}; U_{2i}) + I(U_{2i-1}; U_{2i}|Y_1^L, U_1^{2i-2})$. For the output of channel Y_i , it can be expressed as $Y_i = X_i^{\mathbf{b}_i} + N_i$ where \mathbf{b}_i is the bit index used to generate X_i . For example, we have $\mathbf{b}_4 = \{1, 2, 3, 4\}$ and $\mathbf{b}_2 = \{3, 4\}$ for $L = 4$ based on the generator matrix. Thus,

$$\begin{aligned} &I(Y_1^L, U_1^{2i-2}; U_{2i}) \\ &= I((X_1^{\mathbf{b}_1} + N_1, \dots, X_L^{\mathbf{b}_L} + N_L), U_1^{2i-2}; U_{2i}) \\ &= I((X_1^{\mathbf{b}_1 \setminus \chi_1^{2i-2}} + N_1, \dots, X_L^{\mathbf{b}_L \setminus \chi_1^{2i-2}} + N_L); U_{2i}) \end{aligned} \quad (43)$$

where $\chi_i^j = \{i, \dots, j\}$ is the indicator set. $\mathbf{b}_1 \setminus \chi_1^{2i-2}$ represents that the bits from the first one to the $(2i-2)$ -th one are known. Based on the polarization unit, the U_{2i} is related to more $X_1^{\mathbf{b}_1 \setminus \chi_1^{2i-2}}$ than U_{2i-1} . Likewise, we consider $I(Y_1^4, U_1^2; U_3)$ as an example,

$$\begin{aligned} I(Y_1^4, U_1^2; U_3) &= I(X_1^4 + N_1^4, U_1^2; U_3) \\ &= I(\check{X}_1^4 + N_1^4; U_3) \end{aligned} \quad (44)$$

where $X_1^4 = (U_1 \oplus U_2 \oplus U_3 \oplus U_4, U_3 \oplus U_4, U_2 \oplus U_4, U_4)$ and $\check{X}_1^4 = (U_3 \oplus U_4, U_3 \oplus U_4, U_4, U_4)$. It obvious that $I(Y_1^4, U_1^2; U_4) \geq I(Y_1^4, U_1^2; U_3)$. Similar procedure can be applied to get $I(Y_1^L, U_1^{2i-2}; U_{2i}) \geq I(Y_1^L, U_1^{2i-2}; U_{2i-1})$ and it can be obtained that $I(W_L^{(2i)}) \geq I(W_L^{(2i-1)})$. The analysis can also be applied to understand the partial order (PO) which has been widely used in code construction.

Remark 6: It can also be proved that $I(W_{2L}^{(2i)}) + I(W_{2L}^{(2i-1)}) \geq 2I(W_L^{(i)})$. To avoid redundancy, we provide the proof in the Appendix A. It indicates that the mutual information sum becomes larger after every polarization unit and the equality can be achieved when the noise is memoryless.

V. PROOF OF THEOREM 2 AND 4

Due to the first-order noise memory assumption, we first consider the Bhattacharyya parameter transformation from $L = 1$ to $L = 2$ before prove the theorem 2. Then, we discuss the convergence of the process $\{Z(W_L^{(i)})\}$ to show that $Z(W_L^{(i)}) \rightarrow 0$ or 1 a.s. as $L \rightarrow +\infty$. The difference of $Z(W)$ and $Z_g(W)$ are also explained with examples. Finally, the relation between the cutoff rate and capacity is discussed.

From [1], the mutual information can be bounded by the Bhattacharyya parameter as follows,

$$I(W) \geq \log \frac{2}{1 + Z(W)} \quad (45)$$

$$I(W)^2 + Z(W)^2 \leq 1 \quad (46)$$

Obviously, we have $Z_g(W) \leq 1$. First, we consider the case $L = 2$ and $Z(W_2^{(1)})$ can be expressed as (51). With similar manipulations, we can get

$$Z(W_2^{(1)}) = Z(W_{\text{QPSK},1}) \geq Z(W) \quad (47)$$

$$Z(W_2^{(2)}) = Z(W_{\text{QPSK},2}) \leq Z(W) \quad (48)$$

where

$$\begin{aligned} &Z(W_{\text{QPSK},1}) \\ &= \frac{1}{2} \sum_{U_2} \int_{Y_1^2} \sqrt{W(y_1^2|u_2, u_2)W(y_1^2|u_2, u_2 \oplus 1)} dy_1^2 \end{aligned} \quad (49)$$

$$\begin{aligned} &Z(W_{\text{QPSK},2}) \\ &= \frac{1}{2} \sum_{U_1} \int_{Y_1^2} \sqrt{W(y_1^2|0, u_1)W(y_1^2|1, u_1 \oplus 1)} dy_1^2 \end{aligned} \quad (50)$$

The $Z(W_{\text{QPSK},2})$ can be considered that a symbol is repeatedly transmitted twice over the same channel. In terms of the detection based on the Euclidean distance, $Z(W_{\text{QPSK},1})$ and

$Z(W_{\text{QPSK},2})$ separately corresponds to $\sqrt{2}d$ and d where d is the distance of two adjacent QPSK constellation points.

Proof of theorem 2: Based on the definition, $Z(W_{2L}^{(2i-1)})$ can be expressed as (52) where we define $W_L^e(a) \triangleq \tilde{W}_L^{(i)}(y_{L+1}^{2L}, u_{1,e}^{2i-2} | a, n_L)$ and $W_L^{o,e}(a) \triangleq W_L^{(i)}(y_1^L, u_{1,o}^{2i-2} \oplus u_{1,e}^{2i-2} | a)$ for simplicity. The (a) is based on the inequality of the Appendix D in [1]. For the $\lambda_e(a)$, it can be simplified as

$$\begin{aligned} & \int_{Y_1^{2L}, U_1^{2i-2}} \lambda_e(a) \\ \stackrel{(a)}{=} & \int_{Y_{L+1}^{2L}, U_{1,e}^{2i-2}} W_L^e(a) \int_{Y_1^L, U_{1,o}^{2i-2} \oplus U_{1,e}^{2i-2}} \sqrt{W_L^{o,e}(0) W_L^{o,e}(1)} \\ = & Z(W_L^{(i)}) \end{aligned} \quad (53)$$

where (a) is because the (U_1^{2i-2}) and $(U_{1,e}^{2i-2}, U_{1,o}^{2i-2} \oplus U_{1,e}^{2i-2})$ form a bijection and we have $\int_{Y_{L+1}^{2L}, U_{1,e}^{2i-2}} W_L^e(a) = 1$. As for the $\lambda_{o,e}(a)$, the same simplification does not hold since both $W_L^e(a)$ and $W_L^{o,e}(a)$ are related to y_L . We can decompose $\lambda_{o,e}(a)$ as follows,

$$\begin{aligned} & \int_{Y_1^{2L}, U_1^{2i-2}} \lambda_{o,e}(a) \\ = & \int_{Y_L} \int_{Y_1^{L-1}, U_{1,o}^{2i-2} \oplus U_{1,e}^{2i-2}} W_L^{o,e}(a) \int_{Y_{L+1}^{2L}, U_{1,e}^{2i-2}} \sqrt{W_L^e(0) W_L^e(1)} \\ = & \int_{Y_L} W_L^{(i)}(y_L | a) Z(\tilde{W}_L^{(i)} | y_L) = Z_g(W_L^{(i)}) \end{aligned} \quad (54)$$

Recall we define that

$$Z_g(\tilde{W} | n_0) = \int_Y \sqrt{\tilde{W}(y|0, n_0) \tilde{W}(y|1, n_0)} \quad (55)$$

As for the final part of in (52),

$$\begin{aligned} & \int_{Y_1^{2L}, U_1^{2i-2}} \sqrt{W_L^e(0) W_L^{o,e}(0) W_L^e(1) W_L^{o,e}(1)} \\ = & \int_{Y_1^L, U_{1,o}^{2i-2} \oplus U_{1,e}^{2i-2}} \sqrt{W_L^{o,e}(0) W_L^{o,e}(1)} \\ & \times \int_{Y_{L+1}^{2L}, U_{1,e}^{2i-2}} \sqrt{W_L^e(0) W_L^e(1)} \\ \leq & \int_{Y_1^L, U_{1,o}^{2i-2} \oplus U_{1,e}^{2i-2}} \sqrt{W_L^{o,e}(0) W_L^{o,e}(1)} \\ & \times \sup_{y_L} \int_{Y_{L+1}^{2L}, U_{1,e}^{2i-2}} \sqrt{W_L^{o,e}(0) W_L^{o,e}(1)} \\ = & Z(W_L^{(i)}) \sup_{y_L} Z_g(\tilde{W}_L^{(i)} | y_L) \end{aligned} \quad (56)$$

Combined with the above analysis, the (11) can be obtained. Then, the $Z(W_{2L}^{(2i)})$ is

$$\begin{aligned} & Z(W_{2L}^{(2i)}) \\ = & \frac{1}{2} \int_{Y_1^{2L}, U_1^{2i-1}} \sqrt{W_L^e(0) W_L^{o,e}(u_{2i-1}) W_L^e(1) W_L^{o,e}(u_{2i-1} \oplus 1)} \\ = & \int_{Y_1^{2L}, U_1^{2i-2}} \sqrt{W_L^e(0) W_L^{o,e}(0) W_L^e(1) W_L^{o,e}(1)} \\ = & \int_{Y_L} Z_g(\tilde{W}_L^{(i)} | y_L) \int_{Y_1^{L-1}, U_{1,o}^{2i-2} \oplus U_{1,e}^{2i-2}} \sqrt{W_L^{o,e}(0) W_L^{o,e}(1)} \\ \leq & \sup_{y_L} Z_g(\tilde{W}_L^{(i)} | y_L) Z(W_L^{(i)}) \end{aligned} \quad (57)$$

Based on (11) and (13), we know that $Z(W_{2L}^{(2i-1)}) + Z(W_{2L}^{(2i)}) \leq 2Z(W_L^{(i)}) + \sup_{y_L} Z_g(\tilde{W}_L^{(i)} | y_L) - \inf_{y_L} Z_g(\tilde{W}_L^{(i)} | y_L)$.

$$\begin{aligned} Z(W_2^{(1)}) &= \frac{1}{2} \int_{Y_1^2} \sqrt{\mathbb{E}_{N_0} \left[\sum_{U_2} \tilde{W}(y_1 | u_2 \oplus 0, n_0) \tilde{W}(y_2 | u_2, u_2 \oplus 0, y_1) \right] \mathbb{E}_{N_0} \left[\sum_{u_2} \tilde{W}(y_1 | u_2 \oplus 1, n_0) \tilde{W}(y_2 | u_2, u_2 \oplus 1, y_1) \right]} \\ &= \frac{1}{2} \int_{Y_1^2} \sqrt{\sum_{U_2} W(y_1 | u_2 \oplus 0) \tilde{W}(y_2 | u_2, u_2 \oplus 0, y_1) \sum_{u_2} W(y_1 | u_2 \oplus 1) \tilde{W}(y_2 | u_2, u_2 \oplus 1, y_1)} \\ &= \frac{1}{2} \int_{Y_1^2} \sqrt{\sum_{U_2} W(y_1^2 | u_2, u_2 \oplus 0) \sum_{U_2} W(y_1^2 | u_2, u_2 \oplus 0)} \end{aligned} \quad (51)$$

$$\begin{aligned} Z(W_{2L}^{(2i-1)}) &= \frac{1}{2} \int_{Y_1^{2L}, U_1^{2i-2}} \sqrt{W_{2L}^{(2i-1)}(y_1^{2L}, u_1^{2i-2} | 0) W_{2L}^{(2i-1)}(y_1^{2L}, u_1^{2i-2} | 1)} \\ &= \frac{1}{2} \int_{Y_1^{2L}, U_1^{2i-2}} \sqrt{\prod_{a \in \mathbb{B}} \sum_{U_{2i}} \tilde{W}_L^{(i)}(y_{L+1}^{2L}, u_{1,e}^{2i-2} | u_{2i}, n_L) W_L^{(i)}(y_1^L, u_{1,e}^{2i-2} \oplus u_{1,o}^{2i-2} | u_{2i} \oplus a)} \\ &\stackrel{(a)}{\leq} \frac{1}{2} \int_{Y_1^{2L}, U_1^{2i-2}} \prod_{a \in \mathbb{B}} \sum_{U_{2i}} \sqrt{W_L^e(u_{2i}) W_L^{o,e}(u_{2i} \oplus a)} - \int_{Y_1^{2L}, U_1^{2i-2}} \sqrt{W_L^e(0) W_L^{o,e}(0) W_L^e(1) W_L^{o,e}(1)} \\ &= \frac{1}{2} \int_{Y_1^{2L}, U_1^{2i-2}} \sum_{a \in \mathbb{B}} \left[\underbrace{W_L^e(a) \sqrt{W_L^{o,e}(0) W_L^{o,e}(1)}}_{\lambda_e(a)} + \underbrace{W_L^{o,e}(a) \sqrt{W_L^e(0) W_L^e(1)}}_{\lambda_{o,e}(a)} \right] - \sqrt{W_L^e(0) W_L^{o,e}(0) W_L^e(1) W_L^{o,e}(1)} \\ &= Z(W_L^{(i)}) + Z_g(W_L^{(i)}) - Z(W_L^{(i)}) \inf_{y_L} Z_g(\tilde{W}_L^{(i)} | y_L) \end{aligned} \quad (52)$$

However, the upper bound is useless since it cannot assure that the sum of Bhattacharyya parameter of two adjacent split channels decreases as the L becomes larger. Actually, the tighter upper bound for $Z(W_{2L}^{(2i-1)}) + Z(W_{2L}^{(2i)})$ can be easily obtained, i.e.,

$$\begin{aligned} & Z(W_{2L}^{(2i-1)}) + Z(W_{2L}^{(2i)}) \\ & \leq Z(W_L^{(i)}) + Z_g(W_L^{(i)}) + Z(W_{2L}^{(2i)}) \\ & \quad - \int_{Y_1^{2L}, U_1^{2i-2}} \sqrt{W_L^e(0)W_L^{o,e}(0)W_L^e(1)W_L^{o,e}(1)} \\ & = Z(W_L^{(i)}) + Z_g(W_L^{(i)}) \end{aligned} \quad (58)$$

Based on the lemma 1, we have $Z(W_{2L}^{(2i-1)}) + Z(W_{2L}^{(2i)}) \leq 2Z(W_L^{(i)})$. Furthermore, the relation between $Z(W_{2L}^{(2i-1)})$ and $Z(W_{2L}^{(2i)})$ also needs to be determined. Indeed,

$$\begin{aligned} Z(W_{2L}^{(2i-1)}) &= \frac{1}{2} \int_{Y_1^{2L}, U_1^{2i-2}} \left[\sum_{b \in \mathbb{B}} W_L^e(b)^2 \prod_{a \in \mathbb{B}} W_L^{o,e}(a) \right. \\ & \quad \left. + \sum_{b \in \mathbb{B}} W_L^{o,e}(b)^2 \prod_{a \in \mathbb{B}} W_L^e(a) \right]^{\frac{1}{2}} \\ & \geq \frac{1}{4} \int_{Y_1^{2L}, U_1^{2i-2}} \left[\sum_{b \in \mathbb{B}} \prod_{a \in \mathbb{B}} \sqrt{W_L^e(b)^2 W_L^{o,e}(a)} \right. \\ & \quad \left. + \sum_{b \in \mathbb{B}} \prod_{a \in \mathbb{B}} \sqrt{W_L^{o,e}(b)^2 W_L^e(a)} \right] \\ & = \frac{1}{2} [Z(W_L^{(i)}) + Z_g(W_L^{(i)})] \end{aligned} \quad (59)$$

Now, we know that $Z(W_{2L}^{(2i-1)}) \geq \frac{1}{2}[Z(W_L^{(i)}) + Z_g(W_L^{(i)})] \geq Z(W_{2L}^{(2i)})$. This result also indicates that the polarization exists in the channel with memorable noise and we can complete the proof. ■

Subsequently, we know that the sequence $\{Z(W_L^{(i)})\}$ forms a supermartingale and it can be proved that $Z(W_L^{(i)}) \rightarrow 0$ or 1 a.s. with respect to L . Finally, based on (45) and (46) which are still valid under our parameter definitions, the proof of theorem 3 can be completed.

Remark 7: From (12) and (14), the decay rate of Bhattacharyya parameter under memorable noise is slower than that of memoryless channels. However, the Bhattacharyya parameter process converges which demonstrates that the polarization still exists in the channel with memorable noise.

Remark 8: The transformation of $Z(W_L^{(i)})$ is similar to the relation for parallel channel polarization [11]. However, the reasons that the square transformation for the ‘good’ subchannel does not hold are different. For parallel polarization, the underlying reason is that the original channels may not be the same and theorem 2 is due to the channel noise memory.

From the definition of the $Z_g(\tilde{W}|n_0)$, its value is related to the previous noise sample n_0 . On the other hand, the $Z_g(\tilde{W}|n_0)$ is small if the variance of the channel noise n_1 given n_0 is small. In other words, the variance of n_1 must be the function of n_0 . If the n_0 only influences the expectation of n_1 , the $Z_g(W)$ should equal to the $Z(W)$ and the Bhattacharyya parameter process is equivalent to the case in [1]. To facilitate understanding of their difference, we will provide two examples.

Example 1: Consider the bivariate Gaussian random vector $\tilde{V} = [V_0, V_1] \sim \mathcal{G}(\tilde{\mu} = \vec{0}, \Sigma)$ and denote the diagonal element of Σ^{-1} by σ^{-2} . The genie-aided channel at the first time instant is $\tilde{W}(y_1|x_1, v_0) = f_{V_1|V_0}(y_1 - x_1, v_0)$ where $f_{V_1|V_0}(\cdot|\cdot)$ is the conditional Gaussian distribution of V_1 given V_0 . Based on the (10), it can be calculated that

$$Z_g(W) = Z(W) = \exp\left(-\frac{1}{8\sigma^2}\right) \quad (60)$$

It can be observed that for colored Gaussian noise, the process $\{Z(W_L^{(i)})\}$ is the same as $\{Z_g(W_L^{(i)})\}$. This is because the effect of v_0 is only on the mean of v_1 . In this case, $Z_g(W|v_0)$ with any v_0 will be the same.

Example 2: Consider the bivariate student random vector $\tilde{T} = [t_0, t_1] \sim \mathcal{T}(\tilde{\mu} = \vec{0}, \Sigma, \nu)$ where ν is the degree of freedom (DoF). The genie-aided channel at the first time instant is $\tilde{W}(y_1|x_1, t_0) = f_{T_1|T_0}(y_1 - x_1, t_0)$ where $f_{T_1|T_0}(\cdot|\cdot)$ is the conditional student distribution of T_1 given T_0 . Denote

$$\Sigma = \begin{bmatrix} \Sigma_{1,1} & \Sigma_{1,2} \\ \Sigma_{2,1} & \Sigma_{2,2} \end{bmatrix}. \quad (61)$$

Then, the $f_{T_1|T_0}(t_1|t_0)$ can be obtained as

$$\begin{aligned} f_{T_1|T_0}(t_1|t_0) &= \frac{\Gamma(\frac{\nu+2}{2})}{\Gamma(\frac{\nu}{2})\nu\pi\sqrt{\det(\Sigma)}} \\ & \quad \times \frac{1}{(1 + ((\Sigma_{1,1}^{-1/2}t_0)^2 + (t_1 - \delta)^2/\sigma)/\alpha)^{\frac{\alpha+2}{2}}} \end{aligned} \quad (62)$$

where $f_T(\cdot)$ is the marginal distribution and $\delta = t_0\Sigma_{1,1}^{-1}\Sigma_{1,2}$, $\sigma = \frac{\det(\Sigma)}{\det(\Sigma_{1,1})}$. Note that the $Z_g(W)$ and $Z(W)$ cannot be calculated analytically and we provide the numerical comparison in Fig. 4.

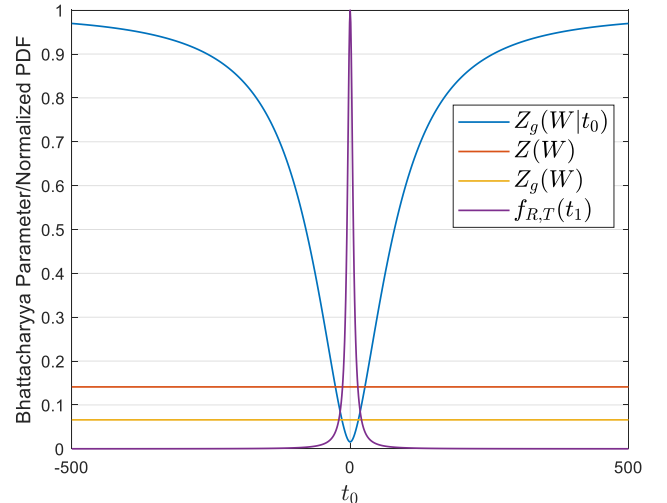


Fig. 4. The Bhattacharyya parameter comparison for channel noise following bivariate student distribution. To make $f_T(t_1)$ visible, the $f_{R,T}(t_1)$ is the normalized version of $f_T(t_1)$, that is, $f_{R,T}(t_1) = f_T(t_1)/\max(f_T(t_1))$. In simulation, we set $\nu = 1.2$, $\Sigma(1, \cdot) = [18, 12.6]$ and the input signal $x \in \{0, +100\}$. The Σ is Topelitz matrix and can be fully constructed by its first row.

From the Fig. 4, the $Z_g(\tilde{W}|t_0)$ achieves the minimum when $t_0 = 0$, in which case the $(\Sigma_{1,1}^{-1/2}t_0)^2$ in (62) equals 0. Note

that the larger $(\Sigma_{1,1}^{-1/2}t_0)^2$ produces a ‘wider’ distribution function, which is equivalent to that the PDF has a larger variance even though $(\Sigma_{1,1}^{-1/2}t_0)^2$ is not the variance. Hence, the $Z_g(\tilde{W}|t_0)$ monotonically increases with as $|t_0|$ becomes larger. The $Z_g(W)$ equals weighted summation of $Z_g(\tilde{W}|t_0)$ and $f_T(t_1)$. It can be seen that $Z_g(W)$ is strictly smaller than $Z(W)$, which is consistent with the previous proof. In the next, we propose a lemma that will be used in the proof of the theorem 4.

Lemma 4 ([12]): Let x be some constant. Define the $\mathbf{b} = [b_n, b_{n-1}, \dots, b_1] \in \mathbb{B}^n$ and

$$x_{j+1}(\mathbf{b}) = \begin{cases} 2x_j(\mathbf{b}), b_j = 1 \\ x_j(\mathbf{b}) + 1, b_j = 0 \end{cases} \quad (63)$$

Then, for any fixed n ,

$$\min_{\mathbf{b} \in \mathbb{B}^n} x_{n+1}(\mathbf{b}) = 2^{H(\mathbf{b})} + n - H(\mathbf{b}) \quad (64)$$

where $H(\mathbf{x})$ represents the Hamming weight of \mathbf{x} .

The lemma 4 is the dual conclusion of that in [12] in which the $\max_{\mathbf{b} \in \mathbb{B}^n} x_{n+1}(\mathbf{b})$ is given. The proof is the same as [12] and we omit it.

Proof of theorem 4: Recall that $l = \log L$. We define that $\rho_l^{(i)} = Z_g(W_L^{(i)})/Z(W_L^{(i)})$ and

$$w_l(Y_L^{(i)}) \triangleq \int_{Y_L^{l-1}, U_{1,o}^{2i-2} \oplus U_{1,e}^{2i-2}} \sqrt{W_L^{o,e}(0)W_L^{o,e}(1)} \quad (65)$$

According to the theorem 3,

$$\begin{aligned} Z(W_{2L}^{(2i)}) &= \int_{Y_L} Z_g(\tilde{W}_L^{(i)}|y_L)w_l(Y_L^{(i)}) \\ &= Z(W_L^{(i)}) \underbrace{\int_{Y_L} \frac{Z_g(\tilde{W}_L^{(i)}|y_L)w_l(Y_L^{(i)})}{Z(W_L^{(i)})}}_{\triangleq \lambda_l^{(i)}} \end{aligned} \quad (66)$$

Then, we have

$$\frac{1+\rho}{2}Z(W_L^{(i)}) \leq Z(W_{2L}^{(2i-1)}) \leq (1+\rho_l^{(i)} - \lambda_l^{(i)}) \times Z(W_L^{(i)}), B_l = 1 \quad (67)$$

$$Z(W_L^{(i)})^2 \leq Z(W_{2L}^{(2i)}) \leq \lambda_l^{(i)}Z(W_L^{(i)}), B_l = 0 \quad (68)$$

Then, we define the lower process $\{S_l, l \geq 2\}$ and upper process $\{U_l, l \geq 2\}$ of $\{\log Z(W_L^{(i)})\}$, i.e.,

$$S_{l+1} = \begin{cases} 2S_l & , B_l = 1 \\ S_l + \log \frac{1}{2}(1+\rho), & B_l = 0 \end{cases} \quad (69)$$

$$U_{l+1} = \begin{cases} U_l + \log \lambda & , B_l = 1 \\ U_l + \log(1+\rho-\lambda), & B_l = 0 \end{cases} \quad (70)$$

where $\rho = \sup_{i,l} \rho_l^{(i)}$ and $\lambda = \inf_{i,l} \lambda_l^{(i)}$. Note that the processes are defined with $l \geq 2$ since the Bhattacharyya parameter transformation from $l = 1$ to $l = 2$ is different from that from $l = 2$ to $l = +\infty$. We first consider the upper bound of the

polarization rate. For any fixed $\epsilon > 0$, we have $\Pr[\sum_{j=2}^l B_j > (\frac{1}{2} - \epsilon)(l-1)] > 1 - \epsilon$. Thus,

$$\begin{aligned} U_l &= U_2 + \left(\frac{1}{2} - \epsilon\right)(l-1)\log \lambda + \left(\frac{1}{2} + \epsilon\right)(l-1) \\ &\quad \times \log(1+\rho-\lambda) \\ &\leq \frac{l-1}{2}\log \lambda(1+\rho-\lambda) + \epsilon(l-1)\log \frac{1+\rho-\lambda}{\lambda} \end{aligned} \quad (71)$$

The inequality is due to $U_l \leq 0$. Hence,

$$\begin{aligned} \lim_{\epsilon \rightarrow 0} Z(W_L^{(i)}) &\leq 2^{U_l} \\ &\leq \lim_{\epsilon \rightarrow 0} 2^{\frac{l-1}{2}\log \lambda(1+\rho-\lambda) + \epsilon(l-1)\log \frac{1+\rho-\lambda}{\lambda}} \\ &= 2^{-\frac{1}{2}\log \lambda(1+\rho-\lambda)} \sqrt{L}^{\log \lambda(1+\rho-\lambda)} \end{aligned} \quad (72)$$

For the sake of arbitrarily small error probability, as the block length tends to infinity, we need $\lambda(1+\rho-\lambda) < 1$. Indeed, it can be verified that the inequality always holds with $\rho \leq 1$, which has been proved. In addition, based on the similar procedure in [1] and the analysis of mutual information, we can conclude that $\Pr[Z(W_L^{(i)}) \leq c_0 L^{\frac{\epsilon}{2}}] = I^\dagger(W)$. As for the lower bound, the derivation is similar. For example,

$$S_l \geq 2^{(\frac{1}{2}-\epsilon)(l-1)} S_2 + \left(\frac{1}{2} + \epsilon\right)(l-1)\log \frac{1}{2}(1+\rho) \quad (73)$$

The inequality is because of the lemma 4. Without loss of generality, we set $S_2 = \min_i \log Z(W_2^{(i)}) < 0$. After simplifications, the lower bound of $Z(W_L^{(i)})$ can be obtained with $c_2 = S_2/\sqrt{2} < 0$ and $c_3 = (\rho+1)2^{(l-3)/2}$. ■

VI. EXPANSION AND DISCUSSION

In the previous sections, the analysis mainly focuses on the case with noise memory order equaling 1 and the uniform binary input. Denote the channel noise memory order by p . In this section, we discuss expansions to more general cases.

A. Memory order $p > 1$

The channel noise process forms the p -th Markov process and the state transition function is $f_N(n_1|n_{1-p}^0)$. In this way, the PDF of the single genie-aided channel can be defined as the function ${}_p\tilde{W} : \mathcal{X}^{p+1} \times \mathcal{Y}^p \rightarrow \mathcal{Y}$. Other definitions can be obtained similarly. In the section IV, the main point of proof is to choose variables of the mutual information such that the mutual information of high-level polarized channel can be decoupled to that of low-level polarized channel, i.e., (26) and (34). It can be checked that the construction is still available for $p > 1$ and a similar conclusion can be obtained. For instance, we provide the modified version of theorem 1 for $p > 1$.

Theorem 5: Let the noise memory order $p > 1$ and L be the block length. Then,

$$\lim_{L \rightarrow +\infty} \frac{1}{L} \sum_{i=1}^L I({}_p W_L^{(i)}) = I({}_p W) + I^\dagger({}_p W) \quad (74)$$

where

$$I^\dagger({}_p W) = I(N_1; N_0^{1-p}) - \frac{1}{2}I(Y_1; Y_0) - I(Y_0; Y_1^{+\infty}) \quad (75)$$

Proof: The proof is similar to the analysis of lemma 1 and theorem 1. ■

The difference between $I^\dagger(pW)$ and $I^\dagger(W)$ is only a constant $I(N_1; N_{-1}^{1-p} | N_0)$. $I^\dagger(pW)$ is a increasing function with respect to p . It implies that the channel noise relation is more sufficiently extracted by the polarization operation. In fact, if the polar code is not applied, it is quite difficult to directly utilize the noise correlation to improve communication performance. Obviously, the $I^\dagger(pW)$ should be smaller or equal to $1 - I(pW)$ since $I(pW) + I^\dagger(pW)$ represents the ratio of perfect channel. Hence, the $I(N_1; N_0^{1-p})$ must converge to some constant as $p \rightarrow +\infty$.

B. q -ary polarization ($q > 2$)

q -ary input has been investigated to design the high-dimension polarization kernel and increase the error exponent which is related to the asymptotic decoding error probability. The main challenge arises from that the relation between Bhattacharyya parameter and mutual information for the binary input scheme is not tight enough for the q -ary input. Park et al. propose the average Bhattacharyya parameter and more general inequalities between $I(W)$ and $Z(W)$. In this way, the polarization can still be proved by the martingale-based approach, which is leveraged in the previous analysis. Moreover, it can be seen that we do not need the binary input assumption in the main proof and therefore, the previous discussion and conclusions can be naturally expanded to the q -ary input alphabet.

C. Non-uniform input distribution

Except for the expansion from binary input to q -ary input, the input distribution can also be arbitrary, e.g., non-uniform distribution. For example, we still consider that $U_j \in \text{GF}(2)$ and $U_j \sim \text{B}(a)$, that is, $\Pr[U_j = 1] = 1 - \Pr[U_j = 0] = a$. Let $X_1^2 = U_1^2 F$ and then, it can be checked that the X_1 is not independent with X_2 with $a \neq \frac{1}{2}$. In this case, the proof of the theorem 1 is not valid since the construction of $I_i^{j,(k)}(\bar{W})$ is based on the assumption that all $V_i^{(j)}$ are mutually independent, which is only true if $a = \frac{1}{2}$. In fact, the case with $a \neq \frac{1}{2}$ is more akin to that the source also has memory. However, the input does not form the Markov process and the analysis will be much more complicated, which is out of the scope of this paper. In addition, the channel capacity is achieved by the symmetric input in many scenarios and the non-uniform scheme is rarely used in practice. Thus, we omit the corresponding discussions.

VII. CONCLUSION

In this paper, we demonstrated that channel polarization occurred under the memorable noise. Meanwhile, the average capacity of the subchannels with sufficient evolution was larger than the original channel capacity. The reason is that the noise correlation is utilized to facilitate the transmission during the polarization procedure. However, there is a limitation of the capacity gain with respect to the noise memory order. Then, the polarization rate in terms of the Bhattacharyya parameter

and cutoff rate was studied. We show that the rate is smaller than the memoryless channels. These results could be useful in the design of the polar codes and decoding approaches in the channel noise with memory.

APPENDIX A PROOF OF REMARK 6

Recall that we still utilize the notations in the Fig. II with the block length to be $2L$. Let $l = \log L$ and then,

$$\begin{aligned} & I(W_{2L}^{(2j-1)}) + I(W_{2L}^{(2j)}) \\ &= I(Y_1^{2L}; U_{2j-1} | U_1^{(2j-2)}) + I(Y_1^{2L}; U_{2j} | U_1^{(2j-1)}) \\ &= I(Y_1^{2L}; V_1^{2j,(l)}) - I(Y_1^{2L}; V_1^{2j-2,(l)}) \end{aligned} \quad (\text{A.1})$$

Meanwhile, we have $I(W_L^{(j)}) = I(Y_1^L; V_{1,o}^{2j-2,(l)}; V_{2j-1}^{(l)})$. Thus, the (A.1) needs to be further decomposed. With some manipulations,

$$\begin{aligned} & I(Y_1^{2L}; V_1^{2j,(l)}) \\ &= 2I(Y_1^L; V_{1,o}^{2j,(l)}) + I(Y_1^L; V_{1,o}^{2j,(l)}; V_{1,e}^{2j,(l)}) \\ & \quad + I(Y_1^L; V_{1,o}^{2j,(l)}; Y_{L+1}^{2L}; V_{1,e}^{2j,(l)}) - I(Y_1^L; Y_{L+1}^{2L}) \end{aligned} \quad (\text{A.2})$$

The (A.2) can be applied for $I(Y_1^{2L}; V_1^{2j-2,(l)})$ similarly and therefore,

$$\begin{aligned} & I(W_{2L}^{(2j-1)}) + I(W_{2L}^{(2j)}) \\ &= 2I(Y_1^L; V_{1,o}^{2j,(l)}) - 2I(Y_1^L; V_{1,o}^{2j-2,(l)}) + I_r \end{aligned} \quad (\text{A.3})$$

where

$$\begin{aligned} I_r &= I(Y_1^L; V_{1,o}^{2j,(l)}; V_{1,e}^{2j,(l)}) + I(Y_1^L; V_{1,o}^{2j,(l)}; Y_{L+1}^{2L}; V_{1,e}^{2j,(l)}) \\ & \quad - I(Y_1^L; V_{1,o}^{2j-2,(l)}; V_{1,e}^{2j-2,(l)}) \\ & \quad - I(Y_1^L; V_{1,o}^{2j-2,(l)}; Y_{L+1}^{2L}; V_{1,e}^{2j-2,(l)}) \end{aligned} \quad (\text{A.4})$$

It can be observed that $I(Y_1^L; V_{1,o}^{2j-2,(l)}; V_{2j-1}^{(l)}) = I(Y_1^L; V_{1,o}^{2j,(l)}) - I(Y_1^L; V_{1,o}^{2j-2,(l)})$ and

$$I(W_{2L}^{(2j-1)}) + I(W_{2L}^{(2j)}) = 2I(W_L^{(j)}) + I_r \quad (\text{A.5})$$

Finally, we can verify $I_r \geq 0$ by the chain rule and then, we can conclude that $I(W_{2L}^{(2j-1)}) + I(W_{2L}^{(2j)}) \geq 2I(W_L^{(j)})$.

REFERENCES

- [1] E. Arıkan, "Channel polarization: A method for constructing capacity-achieving codes for symmetric binary-input memoryless channels," *IEEE Trans. Inf. Theory*, vol. 55, no. 7, pp. 3051–3073, 2009.
- [2] A. Mahmood, M. Chitre, and M. A. Armand, "On single-carrier communication in additive white symmetric alpha-stable noise," *IEEE Trans. Commun.*, vol. 62, no. 10, pp. 3584–3599, 2014.
- [3] D. A. Chrissan and A. C. Fraser-Smith, "A clustering poisson model for characterizing the interarrival times of sferics," *Radio Sci.*, vol. 38, Aug. 2003.
- [4] N. B. Sarr, A. K. Yazbek, H. Boeglen, J. Cances, R. Vauzelle, and F. Gagnon, "An impulsive noise resistant physical layer for smart grid communications," in *2017 IEEE International Conference on Communications (ICC)*, 2017, pp. 1–7.
- [5] G. Ndo, F. Labeau, and M. Kassouf, "A markov-middleton model for bursty impulsive noise: Modeling and receiver design," *IEEE Trans. Power Del.*, vol. 28, no. 4, pp. 2317–2325, Oct. 2013.
- [6] E. Şaşıoğlu, "Polarization in the presence of memory," in *2011 IEEE International Symposium on Information Theory Proceedings*, 2011, pp. 189–193.

- [7] E. Şaşoğlu and I. Tal, "Polar coding for processes with memory," in *2016 IEEE International Symposium on Information Theory (ISIT)*, 2016, pp. 225–229.
- [8] B. Shuval and I. Tal, "Fast polarization for processes with memory," in *2018 IEEE International Symposium on Information Theory (ISIT)*, 2018, pp. 851–855.
- [9] —, "Fast polarization for processes with memory," *IEEE Trans. Inf. Theory*, vol. 65, no. 4, pp. 2004–2020, 2019.
- [10] R. Gallager, "A simple derivation of the coding theorem and some applications," *IEEE Trans. Inf. Theory*, vol. 11, no. 1, pp. 3–18, 1965.
- [11] K. Chen, K. Niu, and J.-R. Lin, "Practical polar code construction over parallel channels," *IET Commun.*, vol. 7, no. 7, pp. 620–627, 2013.
- [12] E. Arikan and E. Telatar, "On the rate of channel polarization," in *2009 IEEE International Symposium on Information Theory*, 2009, pp. 1493–1495.