

Coevolution of Opinion Dynamics and Recommendation System: Modeling Analysis and Reinforcement Learning Based Manipulation

Yuhong Chen¹, Xiaobing Dai^{2*}, Martin Buss¹, *Fellow, IEEE and Fangzhou Liu^{3*}, Member, IEEE,*

Abstract—In this work, we develop an analytical framework that integrates opinion dynamics with a recommendation system. By incorporating elements such as collaborative filtering, we provide a precise characterization of how recommendation systems shape interpersonal interactions and influence opinion formation. Moreover, the property of the coevolution of both opinion dynamics and recommendation systems is also shown. Specifically, the convergence of this coevolutionary system is theoretically proved, and the mechanisms behind filter bubble formation are elucidated. Our analysis of the maximum number of opinion clusters shows how recommendation system parameters affect opinion grouping and polarization. Additionally, we incorporate the influence of propagators into our model and propose a reinforcement learning-based solution. The analysis and the propagation solution are demonstrated in simulation using the Yelp data set.

Index Terms—Opinion dynamics, recommendation system, coevolution, filter bubble, propagation

I. INTRODUCTION

The evolution of human opinion is always a hot topic from ancient times to the present, such that the governors can understand social influence, predict social behavior and enhance decision-making. In the era of traditional communication without the Internet, people primarily formed connections through geographical proximity and familial ties. This relationship is typically stable and seldom changed, such that the evolution of human opinions can be regarded as based on a fixed communication network in the past studies. However, with the rise of the internet and social media, the establishment and breaking of the connection has become much easier than in the past, leading to highly dynamic networks [1]. Moreover, individuals' opinions also significantly influence the change of connections. Specifically, two individuals with similar opinions are easier to get connected online, while two with opposite opinions may dissolve the existing connection[2]. In this context, the dynamics of online opinions are, in fact, a process of co-evolution between opinions and the network itself. Since online interaction currently dominates most of

people's social lives, studying the co-evolutionary process of opinion and network is of great importance.

The opinion dynamics are widely studied based on a fixed network, where the evolution of individual opinion over time in the static communication topology is explored. To describe such opinion dynamics, some foundational models, such as the DeGroot model [3] and the other models [4], [5], [6], [7], provide valuable insights into the mechanisms of opinion dissemination and social influence. Considering the dynamic social networks resulting from the possible connection shift between individuals, opinion propagation within time-varying networks are also explored [8], [9], [10], [11]. However, these works neglect the impact of opinions on the network changes. The Bounded Confidence Model [12] is one the most well-known co-evolution models, stipulating that individuals are entirely insensitive to opinions outside their confidence interval. This implies that the graph depends specifically on the mutual distances between individuals, co-evolving with their opinions. Other notable models exploring co-evolving opinion dynamics include [13], [14], [15], [16], [17], [18], [19]. The coevolutionary models contribute a deep and detailed understanding of opinion change by considering the adaptability of social connections.

Despite such advancements, most coevolutionary models still fall short of capturing the complexity of modern online social networks, where the recommendation system plays an important role [20]. Recommendation systems, mediating a large share of current online interactions, are widely used in online platforms like social media [21], e-commerce [22], and streaming services [23]. By using algorithms for suggesting content, products, or connections based on user opinions, recommendation systems shape the connection between individuals and influence the structure of networks [24]. While they streamline the connection formation process for individuals, the recommendation systems may induce “filter bubbles” [25] and “echo chambers” [26]. Specifically, users are more frequently exposed to others that align with their preexisting opinions, reinforcing opinions and limiting exposure to diverse perspectives. The influence of recommendation systems on both the formation of new connections and the reinforcement of existing ones adds complexity to opinion dynamics studies. This makes the traditional coevolutionary models unsuitable for opinion evolution within modern online social networks with recommendation systems.

Currently, only limited studies specifically explore the impact of recommendation systems on public opinion. For

¹Chair of Automatic Control Engineering (LSR), School of Computation, Information and Technology (CIT), Technical University of Munich (TUM), 80333 Munich, Germany (email: yuhong.chen, mb@tum.de).

²Chair of Information-oriented Control (ITR), School of Computation, Information and Technology (CIT), Technical University of Munich (TUM), 80333 Munich, Germany (email: xiaobing.dai@tum.de).

³National Key Laboratory of Modeling and Simulation for Complex Systems, Harbin Institute of Technology, 150001, P.R.China (email: fangzhou.liu@hit.edu.cn).

*Corresponding authors: Xiaobing Dai and Fangzhou Liu.

instance, [27], [28], [29], [30], [31] investigate the indirect impact of the recommended items on the change of human opinions, but they did not consider the formation and evolution of group opinions from the perspective of opinion dynamics. Some have recently attempted to explore opinion dynamics in the context of recommendation systems [32], [33], [34], [35], [36], [37]. However, these works only provide empirical results via simulations and lack comprehensive analysis of the underlying theoretical principle. The theoretical analysis of opinion dynamics in systems with recommendation mechanisms is conducted in [38], where the authors investigate a tractable analytical model of users interacting with an online news aggregator, aiming to elucidate the feedback loop between the evolution of user opinions and personalized content recommendations. Similarly, [39] explores a multi-state voter model, where users interact with “personalized information” that reflects their historically dominant opinions, with a given probability. However, in both studies [38], [39], the recommendation system is employed indirectly in news stories or election options, rather than directly in opinions from individuals in a social network. Therefore, the analysis of the co-evolution of interpersonal networks is excluded in their works. Furthermore, substantial research focuses on modeling and predicting opinion dynamics within systems with recommendation algorithms, overlooking the potential influence exerted by propagators to steer public opinion.

In this work, we propose an analytical framework combined with opinion dynamics and a recommendation system. We provide a precise characterization of how recommendation systems influence interpersonal networks, accommodating complex behaviors such as collaborative filtering. Theoretically, we prove the convergence of this complex system, offering an explanation for the formation of filter bubbles. Furthermore, by establishing a relationship between the upper bound on the number of opinion clusters and the solution to the sphere-packing problem, we demonstrate how recommendation system parameters impact opinion grouping and polarization. Moreover, the role of propagators is incorporated into the proposed framework, to shape group opinions. Specifically, the propagation behavior from propagators is regarded as an optimization problem, which minimizes the influence cost while achieving the formation of the predefined group opinions. To solve such a problem within the proposed framework with opinion dynamics in recommendation systems, i.e., a co-evolving, complex system, mechanism-based system, a reinforcement learning-based controller is employed. Furthermore, the effectiveness of the proposed framework and the controller is demonstrated via simulations, where the feasibility of controlling opinion propagation within the framework is shown.

The remaining content of this paper is structured as follows. Section II presents the foundation of the opinion dynamics and recommendation system. In Section III, the co-evolutionary framework combining opinion dynamics with recommendation systems is proposed, and its performance is analyzed. The effect of propagators and their reinforcement learning-based algorithm are introduced in Section IV. Section V encompasses the execution of numerical simulations, followed by the conclusion of this paper in Section VI.

II. PRELIMINARIES AND PROBLEM SETTING

In this section, the fundamental knowledge of opinion dynamics and recommendation systems is introduced in Section II-A and Section II-B respectively, inducing the problem setting of this paper.

A. Multidimensional Opinion Dynamics

In this work, we consider a system including $n \in \mathbb{N}_+$ users, and each user i has a multi-dimensional individual opinion $\mathbf{x}_i \in [0, 1]^m$ to $m \in \mathbb{N}_+$ items, i.e., $\mathbf{x}_i = [x_i^1, \dots, x_i^m]^T$ for $\forall i = 1, \dots, n$. The opinion of each user i at step $k \in \mathbb{N}$ is affected by the opinions from other users j at the same time, forming the opinion dynamics as

$$\mathbf{x}_i(k+1) = \sum_{j=1}^n w_{i,j}(k) \mathbf{x}_j(k), \quad \forall i = 1, \dots, n, \quad (1)$$

where the weights $w_{i,j}(k) \in [0, 1] \subset \mathbb{R}$ denote the influence strength from user j to i at step k . Moreover, $w_{i,j}(k)$ also reflects the connectivity between each user, which is also defined as a time-varying graph $\mathcal{G}(k) = \{\mathcal{V}, \mathbf{W}(k)\}$ with vertex set $\mathcal{V} = \{1, \dots, n\}$ and adjacent matrix $\mathbf{W}(k) = [w_{i,j}(k)]_{i,j=1,\dots,n} \in [0, 1]^{n \times n} \subset \mathbb{R}^{n \times n}$. Define the concatenation of \mathbf{x}_i as $\mathbf{X} = [\mathbf{x}_1^T, \dots, \mathbf{x}_n^T] \in [0, 1]^{n \times m}$, then the overall multi-dimensional opinion dynamics is written as

$$\mathbf{X}(k+1) = \mathbf{W}(k) \mathbf{X}(k) \quad (2)$$

following time-varying French-DeGroot model. Note that, except for the model structure in (2), the adjacent matrix $\mathbf{W}(k)$ is relevant to the evolution of the opinions. In modern communication over the Internet, the topology reflected by $\mathbf{W}(k)$ is affected by the recommendation system introduced later.

B. Recommendation System with Different Metrics

Recommendation systems aim to build the connection between two users i and j with $i, j \in \mathcal{V}$ according to the similarity of individual opinions \mathbf{x}_i and \mathbf{x}_j . To measure the similarity of two opinions \mathbf{x}_i and \mathbf{x}_j , several methods are employed, such as Euclidean- and angle-based methods. Specifically, the Euclidean distance between \mathbf{x}_i and \mathbf{x}_j is written as

$$\text{dis}(\mathbf{x}_i, \mathbf{x}_j) = \|\mathbf{x}_i - \mathbf{x}_j\|, \quad \forall i, j \in \mathcal{V}, \quad (3)$$

which is composed of the absolute value of $x_i^p - x_j^p$ for any dimension $p = 1, \dots, m$. However, the Euclidean-based measurement overlooks the importance of the ratio between two dimensions x_i^p and x_i^q for any user $i \in \mathcal{V}$ and $p, q = 1, \dots, m$. This induces potentially low similarity between users with similar opinion combinations but different strengths, i.e., for users i and j with $\mathbf{x}_i = \xi \mathbf{x}_j$, $\xi \in \mathbb{R}_{0,+}$. Taking the ratio x_i^p/x_i^q for any $p, q = 1, \dots, m$ into consideration, the angle-based cosine similarity is used, which is defined as

$$\text{sim}(\mathbf{x}_i, \mathbf{x}_j) = \frac{\mathbf{x}_i^T \mathbf{x}_j}{\|\mathbf{x}_i\| \|\mathbf{x}_j\|}, \quad (4)$$

reflecting the cosine of the angle between \mathbf{x}_i and \mathbf{x}_j . While the cosine returns the value in $[-1, 1]$, the domain of $\mathbf{x}_i \in [0, 1]^m$ ensures the output of $\text{sim}(\cdot, \cdot)$ is always non-negative.

Remark 1. Note that $\text{dis}(\cdot, \cdot)$ and $\text{sim}(\cdot, \cdot)$ reflect the similarity of users' opinions in a totally opposite way. Specifically, $\text{dis}(\cdot, \cdot)$ results in a small value for users with close opinions, while $\text{sim}(\cdot, \cdot)$ returns a large value.

In this paper, we aim to develop a comprehensive framework that integrates opinion dynamics with recommendation systems, enabling an analytical examination of the co-evolution between individual opinions and the underlying communication network. Additionally, we seek to investigate the role of influential propagators and analyze the impact patterns within the proposed framework.

III. FRAMEWORK FOR OPINION DYNAMICS WITH RECOMMENDATION SYSTEM

In this section, we propose a framework combining the opinion dynamics with recommendation systems (ODRS) in Section III-A. Moreover, the convergence and clustering property of the opinion evolution within the proposed framework is analyzed in Section III-B and Section III-C, respectively.

A. ODRS Framework

Consider the weights $w_{ij}(\cdot)$ in (1) reflects the influence strength from user j to i with $i, j \in \mathcal{V}$, which is determined by recommendation systems within modern online communication environment as shown in Section II-B. To represent the influence strength, the degree of connectivity function $s(\cdot, \cdot) : [0, 1]^m \times [0, 1]^m \rightarrow \mathbb{R}_{0,+}$ is introduced for both distance- and angle-based methods in Section II-B with $\text{dis}(\cdot, \cdot)$ and $\text{sim}(\cdot, \cdot)$, respectively. Moreover, considering that the domain of $w_{ij}(\cdot)$ in (1) is $[0, 1]$, the value of $w_{ij}(\cdot)$ is determined by the normalization as

$$w_{ij}(k) = \frac{s(\mathbf{x}_i(k), \mathbf{x}_j(k))}{\sum_{j \in \mathcal{V}} s(\mathbf{x}_i(k), \mathbf{x}_j(k))} \quad (5)$$

for any $k \in \mathbb{N}$. Then, the opinion dynamics in (1) becomes

$$\mathbf{x}_i(k+1) = \frac{1}{\sum_{j \in \mathcal{V}} s(\mathbf{x}_i(k), \mathbf{x}_j(k))} \sum_{j \in \mathcal{V}} s(\mathbf{x}_i(k), \mathbf{x}_j(k)) \mathbf{x}_j(k), \quad (6)$$

whose concatenation form with \mathbf{X} in (2) is written as

$$\mathbf{X}(k+1) = (\text{diag}(\mathbf{S}(k)\mathbf{1}_n))^{-1} \mathbf{S}(k) \mathbf{X}(k) \quad (7)$$

with $S(k) = [s(\mathbf{x}_i(k), \mathbf{x}_j(k))]_{i,j \in \mathcal{V}}$. The dynamics in (6) shows the influence of the recommendation system in the structure of opinion dynamics, which is strongly dependent on the value of $s(\cdot, \cdot)$. Next, the formulation of $s(\cdot, \cdot)$ is determined under the distance- and angle-based methods.

For the distance-based method, the larger the distance between two opinions is, the less similar the users are. Therefore, the function $s(\cdot, \cdot)$ for distance-based method is defined as

$$s(\mathbf{x}_i, \mathbf{x}_j) = f(\text{dis}(\mathbf{x}_i, \mathbf{x}_j)), \quad \forall i, j \in \mathcal{V}, \quad (8)$$

where $f(\cdot) : \mathbb{R}_{0,+} \rightarrow \mathbb{R}_{0,+}$ is a non-increasing function. In contrast, for the angle-based method, it holds that the larger the cosine similarity is, the smaller the angle between the users' opinions is. This also indicates the more similar the users are, such that the degree of connectivity $s(\cdot, \cdot)$ should

be monotonically increasing with respect to cosine similarity $\text{sim}(\cdot, \cdot)$. Formally, the degree of connectivity function $s(\cdot, \cdot)$ is defined as

$$s(\mathbf{x}_i, \mathbf{x}_j) = g(\text{sim}(\mathbf{x}_i, \mathbf{x}_j)), \quad \forall i, j \in \mathcal{V}, \quad (9)$$

with $g : [0, 1] \rightarrow \mathbb{R}_{0,+}$ as a non-decreasing function. It is obvious to see that larger $s(\mathbf{x}_i, \mathbf{x}_j)$ indicates a larger effect from user j to user i . Moreover, $s(\mathbf{x}_i, \mathbf{x}_j) = 0$ means the opinion \mathbf{x}_j will not be recommended to user i .

Furthermore, considering the fact that not every user is connected to the others, especially with very low similarity in individual opinion, the function $s(\mathbf{x}_i, \mathbf{x}_j)$ is not continuous but truncated. Specifically, for any user $i \in \mathcal{V}$, the recommendation system usually shows only a few other users, who have sufficiently similar opinions as i , instead of exploring everyone. This behavior is formulated for the distance-based method as

$$f(\text{dis}(\mathbf{x}_i, \mathbf{x}_j)) = \begin{cases} 1 & , \text{if } \text{dis}(\mathbf{x}_i, \mathbf{x}_j) \leq \sqrt{m}(1 - \epsilon) \\ 0 & , \text{otherwise} \end{cases}, \quad (10)$$

where $\epsilon \in [0, 1] \subset \mathbb{R}$ is a predefined threshold. Considering the state domain of \mathbf{x}_i as $[0, 1]^m$ for any $i \in \mathcal{V}$ inducing

$$\text{dis}(\mathbf{x}_i, \mathbf{x}_j) = \sqrt{\sum_{p=1}^m (x_i^p - x_j^p)^2} \leq \sqrt{\sum_{p=1}^m 1} = \sqrt{m}, \quad (11)$$

it is easy to see $f(\text{dis}(\mathbf{x}_i, \mathbf{x}_j)) = \text{dis}(\mathbf{x}_i, \mathbf{x}_j)$ for $\epsilon = 0$. Moreover, for $\epsilon = 1$, only the users with identical opinions affect each other. For angle-based method using cosine similarity, the function $g(\cdot)$ is chosen as

$$g(\text{sim}(\mathbf{x}_i, \mathbf{x}_j)) = \begin{cases} \text{sim}(\mathbf{x}_i, \mathbf{x}_j) & , \text{if } \text{sim}(\mathbf{x}_i, \mathbf{x}_j) \geq \epsilon \\ 0 & , \text{otherwise} \end{cases}, \quad (12)$$

where $\epsilon = 0$ induces $g(\text{sim}(\mathbf{x}_i, \mathbf{x}_j)) = \text{sim}(\mathbf{x}_i, \mathbf{x}_j)$. For $\epsilon = 1$, the nonzero $g(\text{sim}(\mathbf{x}_i, \mathbf{x}_j))$ indicates $\mathbf{x}_i = \xi \mathbf{x}_j$ for some $\xi \in \mathbb{R}_+$. With the definition of $f(\cdot)$ and $g(\cdot)$ in (10) and (12) respectively, the following property holds.

In summary, the ODRS framework is shown as in Fig. 1, whose performance is analyzed in the following subsections.

B. Convergency Analysis

In this subsection, the convergence property of the proposed ODRS framework is analyzed using both distance- and angle-based methods. Before the formal analysis, some intermediate results are shown as follows.

Lemma 1. Consider the ODRS system (7) with w_{ij} defined in (5) and initial state as $\mathbf{x}_i(0) \in [0, 1]^m$ for all $i \in \mathcal{V}$, then it has $\mathbf{x}_i(k) \in [0, 1]^m$ for any $k \in \mathbb{N}$.

Proof. Considering the form of $w_{ij}(k)$ in (5), the weight matrix $\mathbf{W}(k)$ is a row-stochastic and non-negative matrix for any $k \in \mathbb{N}$, such that

$$x_i^p(k+1) = \sum_{j=1}^n w_{ij}(k) x_j^p(k) \leq \sum_{j=1}^n w_{ij}(k) = 1 \quad (13)$$

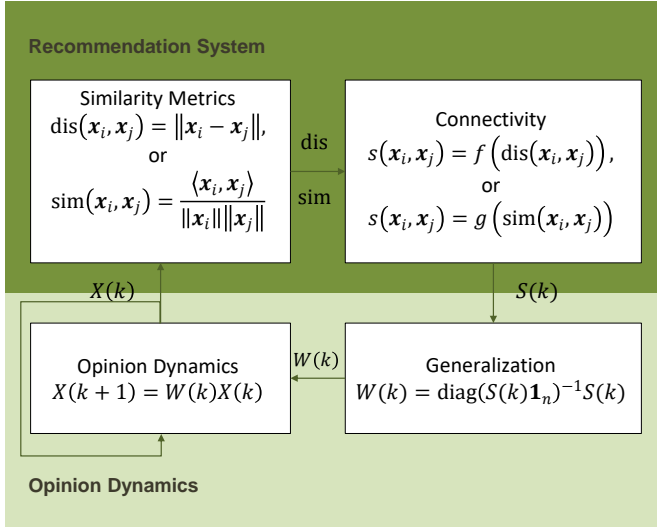


Fig. 1: Structure of opinion dynamics with recommendation system

holds for any $p = 1, \dots, m$ and $i \in \mathcal{V}$. Similarly, it has

$$x_i^p(k+1) = \sum_{j=1}^n w_{ij}(k) x_j^p(k) \geq \sum_{k=1}^m 0 = 0, \quad (14)$$

resulting in $0 \leq x_i^p(k+1) \leq 1$ and $\mathbf{x}_i(k+1) \in [0, 1]^m$, which concludes the proof. \square

Lemma 1 indicates the state domain $[0, 1]^m$ is forward invariance within the proposed ODRS framework. Note that Lemma 1 holds for both distance- and angle-based methods. With the result in Lemma 1, the convergence of the ODRS with distance- and angle-based methods are investigated as follows.

1) *Convergence of ODRS with distance-based method:*

We first analyze the convergence of the proposed ODRS framework with the distance-based method using (8) and (10), which is shown as follows.

Theorem 1. *Consider the co-evolutionary opinion dynamics with the recommendation system in (6) using the distance-based method with (8), and (10). The coevolution system terminates.*

Proof. See [40]. \square

In fact, with the threshold ϵ shown in (10), the system effectively becomes a multidimensional Hegselmann-Krause (HK) model, where a polynomial upper bound on the convergence time is shown as in [41], [42]. Furthermore, convergence is proven for such multidimensional HK models with a broad class of norms to measure distances [43]. More results can be found in [44], which highlight the extensibility of the proposed ODRS framework with distance-based method.

2) *Convergence of ODRS with angle-based method:* Next, the convergence of ODRS with the angle-based method is investigated, which is defined as the diameter of the opinion matrix \mathbf{X} , i.e., $d(\mathbf{X})$. Specifically, the diameter $d(\mathbf{X})$ is

defined as the largest angle between two opinions in \mathbf{X} , which is written as

$$d(\mathbf{X}) = \max_{i, j \in \mathcal{V}} \{\arccos(\text{sim}(\mathbf{x}_i, \mathbf{x}_j))\} \quad (15)$$

using the cosine similarity defined in (4). It is easy to see $d(\mathbf{X})$ reflects the maximal difference of the opinions for users \mathcal{V} , whose evolution under ODRS with angle-based method (9) and (12) is shown as follows.

Theorem 2. *Consider the co-evolutionary opinion dynamics with the recommendation system in (6) using the angle-based method with (9), and (12). The diameter $d(\mathbf{X})$ of the opinion set \mathbf{X} satisfies*

$$d(\mathbf{X}(k+1)) \leq d(\mathbf{X}(k)), \quad \forall k \in \mathbb{N} \quad (16)$$

for any initial state $\mathbf{X}(0) \in [0, 1]^{m \times n}$.

Proof. We consider the opinions $\mathbf{x}_i(k+1), \mathbf{x}_j(k+1)$ for any two users $i, j \in \mathcal{V}$ at step $k+1$, which are written as

$$\mathbf{x}_i(k+1) = \sum_{r=1}^n w_{ir}(k) \mathbf{x}_r(k), \quad (17)$$

$$\mathbf{x}_j(k+1) = \sum_{s=1}^n w_{js}(k) \mathbf{x}_s(k) \quad (18)$$

with $k \in \mathbb{N}$ following ODRS framework in (6). Then, the cosine similarity between $\mathbf{x}_i(k+1)$ and $\mathbf{x}_j(k+1)$ defined in (4) is then written as

$$\begin{aligned} \text{sim}(\mathbf{x}_i(k+1), \mathbf{x}_j(k+1)) &= \frac{(\sum_{r=1}^n w_{ir}(k) \mathbf{x}_r(k))^T (\sum_{s=1}^n w_{js}(k) \mathbf{x}_s(k))}{\|\sum_{r=1}^n w_{ir}(k) \mathbf{x}_r(k)\| \|\sum_{s=1}^n w_{js}(k) \mathbf{x}_s(k)\|} \\ &= \frac{\sum_{r=1}^n \sum_{s=1}^n w_{ir}(k) w_{js}(k) \mathbf{x}_r^T(k) \mathbf{x}_s(k)}{\|\sum_{r=1}^n w_{ir}(k) \mathbf{x}_r(k)\| \|\sum_{s=1}^n w_{js}(k) \mathbf{x}_s(k)\|}. \end{aligned} \quad (19)$$

Considering the result in Lemma 1 with the initial condition $\mathbf{X}(0) \in [0, 1]^{m \times n}$, it is easy to see $\mathbf{x}_i(k) \in [0, 1]^m$ for any $i \in \mathcal{V}$ and $k \in \mathbb{N}$, such that

$$\mathbf{x}_r^T(k) \mathbf{x}_s(k) = \sum_{p=1}^m x_r^p x_s^p \geq \sum_{p=1}^m 0 = 0 \quad (20)$$

for any $r, s \in \mathcal{V}$. Therefore, the value of $\text{sim}(\mathbf{x}_i(k+1), \mathbf{x}_j(k+1))$ is lower bounded by

$$\begin{aligned} \text{sim}(\mathbf{x}_i(k+1), \mathbf{x}_j(k+1)) &\geq \frac{\sum_{r=1}^n \sum_{s=1}^n w_{ir}(k) w_{js}(k) \mathbf{x}_r^T(k) \mathbf{x}_s(k)}{(\sum_{r=1}^n w_{ir}(k) \|\mathbf{x}_r(k)\|) (\sum_{s=1}^n w_{js}(k) \|\mathbf{x}_s(k)\|)} \\ &= \frac{\sum_{r=1}^n \sum_{s=1}^n w_{ir}(k) w_{js}(k) \mathbf{x}_r^T(k) \mathbf{x}_s(k)}{\sum_{r=1}^n \sum_{s=1}^n w_{ir}(k) w_{js}(k) \|\mathbf{x}_r(k)\| \|\mathbf{x}_s(k)\|} \end{aligned} \quad (21)$$

using triangle inequality. Moreover, define $\underline{i}(k), \underline{j}(k) \in \mathcal{V}$ as the user indices satisfying

$$\text{sim}(\mathbf{x}_{\underline{i}(k)}(k), \mathbf{x}_{\underline{j}(k)}(k)) = \min_{i, j \in \mathcal{V}} \{\text{sim}(\mathbf{x}_i(k), \mathbf{x}_j(k))\}, \quad (22)$$

then it is obvious to see

$$\mathbf{x}_r^T(k) \mathbf{x}_s(k) \geq \frac{\mathbf{x}_{\underline{i}(k)}^T(k) \mathbf{x}_{\underline{j}(k)}(k)}{\|\mathbf{x}_{\underline{i}(k)}(k)\| \|\mathbf{x}_{\underline{j}(k)}(k)\|} \|\mathbf{x}_r(k)\| \|\mathbf{x}_s(k)\|. \quad (23)$$

Apply (23) into (21), the cosine similarity $\text{sim}(\mathbf{x}_i(k+1), \mathbf{x}_j(k+1))$ is further bounded by

$$\begin{aligned} & \text{sim}(\mathbf{x}_i(k+1), \mathbf{x}_j(k+1)) \\ & \geq \frac{\sum_{r=1}^n \sum_{s=1}^n w_{ir}(k)w_{js}(k) \|\mathbf{x}_r(k)\| \|\mathbf{x}_s(k)\|}{\sum_{r=1}^n \sum_{s=1}^n w_{ir}(k)w_{js}(k) \|\mathbf{x}_r(k)\| \|\mathbf{x}_s(k)\|} \\ & \quad \times \frac{\mathbf{x}_{\bar{i}(k)}^T(k) \mathbf{x}_{\bar{j}(k)}(k)}{\|\mathbf{x}_{\bar{i}(k)}(k)\| \|\mathbf{x}_{\bar{j}(k)}(k)\|} \\ & = \min_{i,j \in \mathcal{V}} \{\text{sim}(\mathbf{x}_i(k), \mathbf{x}_j(k))\}. \end{aligned} \quad (24)$$

Furthermore, considering the definition of $d(\cdot)$ with $\arccos(\cdot)$ as a monotonically decreasing function, it has

$$\begin{aligned} & \arccos(\text{sim}(\mathbf{x}_i(k+1), \mathbf{x}_j(k+1))) \\ & \leq \arccos(\min_{i,j \in \mathcal{V}} \{\text{sim}(\mathbf{x}_i(k), \mathbf{x}_j(k))\}) \\ & = \max_{i,j \in \mathcal{V}} \{\arccos(\text{sim}(\mathbf{x}_i(k), \mathbf{x}_j(k)))\} = d(\mathbf{X}(k)) \end{aligned} \quad (25)$$

for any $i, j \in \mathcal{V}$ and $k \in \mathbb{N}$, resulting in $d(\mathbf{X}(k+1)) = \max_{i,j \in \mathcal{V}} \arccos(\text{sim}(\mathbf{x}_i(k+1), \mathbf{x}_j(k+1))) \leq d(\mathbf{X}(k))$. This concludes the proof. \square

Theorem 2 shows the convergence of the diameter $d(\cdot)$ over time, indicating the maximal difference of users' opinions will decrease. However, Theorem 2 implies no asymptotic convergence of the users' opinion on one specific value. Instead, the ultimate boundness of $d(\cdot)$ is ensured [45] by a well-define ultimate bound $\bar{d} \in \mathbb{R}_{0,+}$, and it allows the opinion divergence satisfying $d(\mathbf{X}(\infty)) \leq \bar{d}$. Moreover, some clustering results can be obtained within the proposed ODRS framework, which is shown in the next subsection.

C. Clustering Analysis

While the convergence is proved in the previous subsection inducing ultimate boundness of the opinion difference, in this subsection more detailed discussion is conducted for the behavior inner the ultimate bound. A typical steady-state behavior exhibited by bounded confidence opinion dynamics is the coincidence of the opinions in each disconnected subgroup of agents. This situation is called clustering[44]. A cluster is a completely isolated component of a graph.

Lemma 2. *For the co-evolutionary opinion dynamics with the recommendation system in (6), using either the angle-based method with (9) and (12) or the distance-based method with (8) and (10), the system achieves either consensus or clustering.*

Proof. See [46] Lemma 1, and Theorem 13. \square

Lemma 2 shows that the individual opinions following the ODRS framework achieve clustering, i.e., separating the opinions into several groups. Intuitively, clustering is formed due to the potential disconnection between users, which is determined by the parameter ϵ in (10) and (12) for distance- and angle-based methods. More detailed, it is intended to analyze the influence of ϵ on the clustering behavior reflected by the number of clustered groups, which is shown as follows. Our problem is defined

1) *Cluster Numbers with distance-based method:* For the distance-based method with (8) and (10), the convergence case is discussed. Define two different clustered user groups without connection as \mathcal{X}_i and \mathcal{X}_j with $i, j \in \mathbb{N}$, whose converged opinion denote $\bar{\mathbf{x}}_i$ and $\bar{\mathbf{x}}_j$ respectively. Note that it holds $\bar{\mathbf{x}}_i \in [0, 1]^m$ for $\forall i \in \mathbb{N}$ due to Lemma 1. From the formation in (10), it is easy to see the disconnection between \mathcal{X}_i and \mathcal{X}_j indicates $\text{dis}(\bar{\mathbf{x}}_i, \bar{\mathbf{x}}_j) > \sqrt{m}(1-\epsilon)$ for any $i, j \in \mathbb{N}$. Then, the number of clustered opinion groups equals to the cardinality of $\{\bar{\mathbf{x}}_i\}_{i \in \mathbb{N}}$, such that $\text{dis}(\bar{\mathbf{x}}_i, \bar{\mathbf{x}}_j) > \sqrt{m}(1-\epsilon)$ for any $i, j \in \mathbb{N}$. While the exact number of clustered opinion groups is hard to obtain, its upper bound is relevant to the covering number, which is shown as follows.

Theorem 3. *Consider the convergence state for the co-evolutionary opinion dynamics with recommendation system and n users in (6) using the distance-based method with (8), and (10) with predefined $\epsilon \in [0, 1]$. The number of the clustered opinion groups is upper bounded by $\min\{N_f(1-\epsilon), n\}$ with $N_f(\tau) = \lfloor 1/\tau + 1 \rfloor$.*

Proof. The proof employs the concept of covering numbers. Specifically, choose the grid factor as $\delta \in (0, 1) \subset \mathbb{R}$, and define the maximal number of division for $[0, 1]$ along each dimension as $\bar{i} = \lfloor 1/\delta + 1 \rfloor$. Moreover, define the m -dimensional set as $\mathbb{X}(\mathbf{i}) = [(i_1 - 1)/\bar{i}, i_1/\bar{i}] \times \cdots \times [(i_m - 1)/\bar{i}, i_m/\bar{i}]$, where $\mathbf{i} = [i_1, \dots, i_m]^T \in \{1, \dots, \bar{i}\}^m \subset \mathbb{N}^m$. Note that the sets $\mathbb{X}(\mathbf{i})$ satisfy

$$\mathbb{X}(\mathbf{i}) \cap \mathbb{X}(\mathbf{i}') = \emptyset, \quad \forall \mathbf{i} \neq \mathbf{i}' \in \{1, \dots, \bar{i}\}^m. \quad (26)$$

For any converged opinion $\bar{\mathbf{x}}_r = [\bar{x}_r^1, \dots, \bar{x}_r^m]^T$ and $\bar{\mathbf{x}}_s = [\bar{x}_s^1, \dots, \bar{x}_s^m]^T$ with $r \neq s \in \mathbb{N}$ and assuming $\bar{\mathbf{x}}_r, \bar{\mathbf{x}}_s \in \mathbb{X}(\mathbf{i})$ for a specific $\mathbf{i} \in \{1, \dots, \bar{i}\}^m$, the Euclidean distance between $\bar{\mathbf{x}}_r$ and $\bar{\mathbf{x}}_s$ is bounded by

$$\|\bar{\mathbf{x}}_r - \bar{\mathbf{x}}_s\|^2 = \sum_{j=1}^m (\bar{x}_r^j - \bar{x}_s^j)^2 \leq \sum_{j=1}^m \tau^2 = m\tau^2, \quad (27)$$

resulting in $\|\bar{\mathbf{x}}_r - \bar{\mathbf{x}}_s\| \leq \sqrt{m}\tau$. Let $\tau = 1 - \epsilon$, and it is obvious that $\bar{\mathbf{x}}_r$ and $\bar{\mathbf{x}}_s$ belong to different set $\mathbb{X}(\cdot)$, i.e., $\bar{\mathbf{x}}_r \in \mathbb{X}(\mathbf{i}_r)$ and $\bar{\mathbf{x}}_s \in \mathbb{X}(\mathbf{i}_s)$ with $\mathbf{i}_r \neq \mathbf{i}_s \in \{1, \dots, \bar{i}\}^m$. Moreover, consider

$$[0, 1]^m \subseteq \bigcup_{i_1=1}^{\bar{i}} \cdots \bigcup_{i_m=1}^{\bar{i}} \mathbb{X}([i_1, \dots, i_m]^T) \quad (28)$$

and assume \bar{i}^m converged opinions exist in $[0, 1]^m$, then any additional converged opinion $\bar{\mathbf{x}}_{j^*}$ must share one of the set $\mathbb{X}(\cdot)$ with one other converged opinion, denoted as $\bar{\mathbf{x}}_{j^*}$ with $j^*, j^* \in \mathbb{N}$. This induces the connection between $\bar{\mathbf{x}}_{i^*}$ and $\bar{\mathbf{x}}_{j^*}$, which means $\bar{\mathbf{x}}_{i^*}$ is not the converged opinion of a new cluster. This also indicated \bar{i}^m is the maximal number of converged opinions corresponding to the threshold ϵ , which concludes the proof by additionally considering the clustering number is smaller than the user number. \square

Theorem 3 shows the upper bound of the number of potential clustered opinion groups, which is monotonically increasing with respect to ϵ . This observation is intuitive since larger ϵ induces a high probability of losing the connection

between two users by considering the definition of $f(\cdot)$ in (10). Note that the upper bound is relevant to the covering number $N_f(\cdot)$ with the grid factor $1 - \epsilon$, which can also be calculated by using different ways for different conservatism [47].

2) *Cluster Numbers with angle-based method*: Similarly, as in the discussion for the distance-based method, the upper bound of the number of clustered opinion groups is investigated for the angle-based method. Specifically, considering (9) and (12), it is easy to see that two clustered groups \mathcal{X}_i and \mathcal{X}_j with converged opinions $\bar{\mathbf{x}}_i$ and $\bar{\mathbf{x}}_j$ satisfy $\text{sim}(\bar{\mathbf{x}}_i, \bar{\mathbf{x}}_j) < \epsilon$ for any $i, j \in \mathbb{N}$. This also means the angle between $\bar{\mathbf{x}}_i$ and $\bar{\mathbf{x}}_j$ is greater than $\arccos(\epsilon)$. Therefore, obtaining the upper bound for opinion clusters is identical to finding the maximum number of vectors in a sphere, where the angle between any two vectors is lower bounded by $\arccos(\epsilon)$. Such upper bound is related to the solution for the spherical codes problem, which is generally described as ‘‘Place N_s points on a sphere in m dimensions to maximize the minimum angle θ (or equivalently, the minimum distance) between them.’’ [48]. A solution for the spherical code problem can be written as $(m, N_s, \theta(m, N_s))$. The formal expression of the relation to the spherical code problem is shown as follows.

Theorem 4. *Consider the convergence state for the co-evolutionary opinion dynamics with recommendation system in (6) using the angle-based method with (9), and (12) with predefined $\epsilon \in [0, 1]$. Moreover, the system includes n users with m -dimensional opinions. If there exist solutions for spherical code problem, (m, N_s, θ) , where $\theta > \arccos(\epsilon)$. The number of the clustered opinion groups is upper bounded by $\min\{N_s, n\}$.*

Proof. According to the definition of the sphere packing problem, θ is the maximum value of the minimum angle when placing N_s points on the sphere. The following proof is by contradiction: if $\arccos(\epsilon) > \theta$ and it is possible to place N_s points on the sphere with distances greater than $\arccos(\epsilon)$, then the maximum value of the minimum angle when placing N_s points on the sphere should be $\arccos(\epsilon)$, which contradicts the original assumption.

Therefore, given the least pair-wise angle $\arccos(\epsilon) > \theta$, one can only place less than N_s points on the sphere, which means, the number of the clustered opinion groups is upper bounded by N_s . Considering also the number of users (points) in the graph as another upper bound, the proof is done. \square

Theorem 4 shows the relationship between the clustering problem and the spherical codes problem. Note that the exact value of the solution for the high-dimensional spherical codes problem is hard to be analytically expressed. Some works study this problem [49], [50]. More results for spherical code problems with different dimensions can be found in [51].

Until here, the performance of the autonomous ODRS system is studied. Next, the effect of the propagator is studied in the following section.

IV. EFFECT OF OPINION MANIPULATION IN ODRS FRAMEWORK

In this section, the propagators are introduced to shape the user opinions within the proposed ODRS framework, which is formulated in Section IV-A. Then, the reinforcement learning algorithm is introduced in Section IV-B to obtain the optimal influence strategy.

A. Formulation of Opinion Manipulation Problem

In this subsection, $n_e \in \mathbb{N}$ external propagators are considered to guide the opinion evolution. The opinions for the propagators are denoted as $\mathbf{u}_i \in [0, 1]^m$ for $i \in \mathcal{V}_e = \{1, \dots, n_e\} \subset \mathbb{N}$. Considering the recommendation system treats the propagator opinions \mathbf{u}_i identical as the user opinions \mathbf{x}_j with $i \in \mathcal{V}_e$ and $j \in \mathcal{V}$, the affected opinion dynamics for the users is written as

$$\mathbf{x}_i(k+1) = \sum_{j=1}^n w_{ij}^x(k) \mathbf{x}_j(k) + \sum_{j=1}^{n_e} w_{ij}^u(k) \mathbf{u}_j(k), \quad (29)$$

where the weights $w_{i,j}^x(k)$ and $w_{i,j}^u(k)$ are calculated as

$$w_{i,j}^x = \frac{s(\mathbf{x}_i, \mathbf{x}_j)}{\sum_{p=1}^n s(\mathbf{x}_i, \mathbf{x}_p) + \sum_{p=1}^{n_e} s(\mathbf{x}_i, \mathbf{u}_p)}, \quad (30)$$

$$w_{i,j}^u = \frac{s(\mathbf{x}_i, \mathbf{u}_j)}{\sum_{p=1}^n s(\mathbf{x}_i, \mathbf{x}_p) + \sum_{p=1}^{n_e} s(\mathbf{x}_i, \mathbf{u}_p)} \quad (31)$$

following the normalization concept similar to that in Eq. (5). Concatenate the opinions of users and influencers as \mathbf{X} and $\mathbf{U} = [\mathbf{u}_1^T, \dots, \mathbf{u}_{n_e}^T] \in [0, 1]^{n_e \times m}$ respectively, such that the concatenated opinion dynamics is written as

$$\mathbf{X}(k+1) = \mathbf{W}^x(\mathbf{X}(k))\mathbf{X}(k) + \mathbf{W}^u(\mathbf{X}(k), \mathbf{U}(k))\mathbf{U}(k) \quad (32)$$

with $\mathbf{W}^u(\mathbf{X}(k), \mathbf{U}(k)) = [w_{i,j}^u(k)]_{i \in \mathcal{V}, j \in \mathcal{V}_e} \in \mathbb{R}^{n \times n_e}$ and $\mathbf{W}^x(\mathbf{X}(k)) = [w_{i,j}^x(k)]_{i,j \in \mathcal{V}} \in \mathbb{R}^{n \times n}$.

The propagators intend to guide the user opinions to a prescribed value denoted as $\mathbf{x}_c \in [0, 1]^m$ with less effort, which is formulated as a receding horizon optimization problem with predictive horizon $N \in \mathbb{N}_+$ as

$$\min_{\mathbf{U}^N} J_N(\mathbf{U}^N) = J_N^x(\mathbf{X}^N) + J_N^u(\mathbf{U}^N) \quad (33)$$

s.t. $\mathbf{X}(k+1) = \mathbf{W}^x(\mathbf{X}(k))\mathbf{X}(k) + \mathbf{W}^u(\mathbf{X}(k), \mathbf{U}(k))\mathbf{U}(k)$,
 $\forall k = 0, \dots, N-1$

where $\mathbf{U}^N = \{\mathbf{U}(0), \dots, \mathbf{U}(N-1)\}$ and $\mathbf{X}^N = \{\mathbf{X}(1), \dots, \mathbf{X}(N)\}$. The opinion guidance cost $J_N^x(\mathbf{X}^N)$ and influences cost $J_N^u(\mathbf{U}^N)$ are written as

$$J_N^x(\mathbf{X}^N) = \sum_{i=1}^n \sum_{k=1}^N (\mathbf{x}_i(k) - \mathbf{x}^c)^T \mathbf{P}_x (\mathbf{x}_i(k) - \mathbf{x}^c),$$

$$J_N^u(\mathbf{U}^N) = \sum_{i=1}^{n_e} \sum_{k=0}^{N-1} \mathbf{u}_i^T(k) \mathbf{P}_u \mathbf{u}_i(k) \quad (34)$$

with given coefficient matrices $\mathbf{P}_x, \mathbf{P}_u \in \mathbb{R}^{m \times m}$. While the cost function $J_N(\mathbf{U}^N)$ is in the quadratic form, the non-linearity and discontinuity in $\mathbf{W}^x(\mathbf{X}(k))$ and $\mathbf{W}^u(\mathbf{X}(k), \mathbf{U}(k))$ induces large challenge to obtain the analytical solution of (33). Moreover, an adaptive influence strategy is required for different initial opinions $\mathbf{X}(0)$ and desired opinions \mathbf{x}_c , such that the reinforcement learning becomes a suitable solving tool for (33).

B. Reinforcement Learning for Optimal Opinion Manipulation

Considering the strong non-linearity induced by the recommendation system, solving the optimization problem in (33) with conventional methods, e.g., gradient descent strategy, may result in a sub-optimal solution with merely a local minimum. To address this issue, deep reinforcement learning is employed, taking both exploration and exploitation into consideration and aiming to find the global optimal solution. Specifically, the overall structure of the reinforcement learning framework is shown in Fig. 2. The environment composed of opinion dynamics and recommendation system takes $U(k)$ as input, and returns the user opinion in the next step, i.e., $X(k+1)$, and the reward function $r(k)$ is defined as

$$r(k) = -\text{tr}(\mathbf{E}(k)\mathbf{P}_x\mathbf{E}^T(k)) + \text{tr}(\mathbf{U}(k-1)\mathbf{P}_u\mathbf{U}^T(k-1)), \quad (35)$$

$$\mathbf{E}(k) = \mathbf{X}(k) - (\mathbf{1}_n \otimes \mathbf{x}^c)^T \quad (36)$$

for given \mathbf{x}^c . It is obvious to see $J_N(\mathbf{U}^N)$ in (33) is the negative cumulative reward of $r(k)$, i.e., $J_N(\mathbf{U}^N) = -\sum_{k=1}^N r(k)$. The agent for control input generation uses the proximal policy optimization (PPO) structure, which follows the actor-critic framework. After the reshape layer converting the matrix input $\mathbf{X}(k)$ to a vector, the optimal accumulated reward $V(k) = \sum_{k=1}^N r(k)$ from state $\mathbf{X}(k)$ is estimated, which serves guidance for training actor-network. The actor-network generates the control input $U(k)$ based on the information of current state $\mathbf{X}(k)$ and estimated accumulated reward $V(k)$. The detailed design of neural networks in actor and critic networks is shown in Section V.

V. SIMULATION

In this chapter, we demonstrate the analysis presented in the previous chapter through simulations, and the effectiveness of the reinforcement learning-based control strategy is also demonstrated.

A. Validation of the Analysis

1) *Experiment Setup*: The experiments are conducted using MATLAB simulations based on the Yelp dataset[52]. Yelp is a platform for discovering and reviewing local businesses. We used a subset of the Yelp dataset, focusing on user IDs, business IDs, and ratings, which serve as the users, items, and initial values in our opinion matrix.

Based on this real data we carry out simulations under different parameter settings in both distance-based and angle-based frameworks.

2) *Distance-Based Analysis*: In the system evolution experiments, we use 3 items and 14 users. From the results in Fig. 3, we observe that regardless of the bound settings, the system always reaches convergence. When $\sqrt{m}(1-\epsilon) = 0.1$, only points within a distance of 0.1 were connected. Due to the discrete nature of the Yelp ratings (0, 0.25, 0.75, 1), if $\sqrt{m}(1-\epsilon)$ is set below 0.25, the network remains unchanged since the minimum distance between any two distinct vectors is 0.25. As a result, users will not connect, maintain their opinions, and form a polarized opinion landscape.

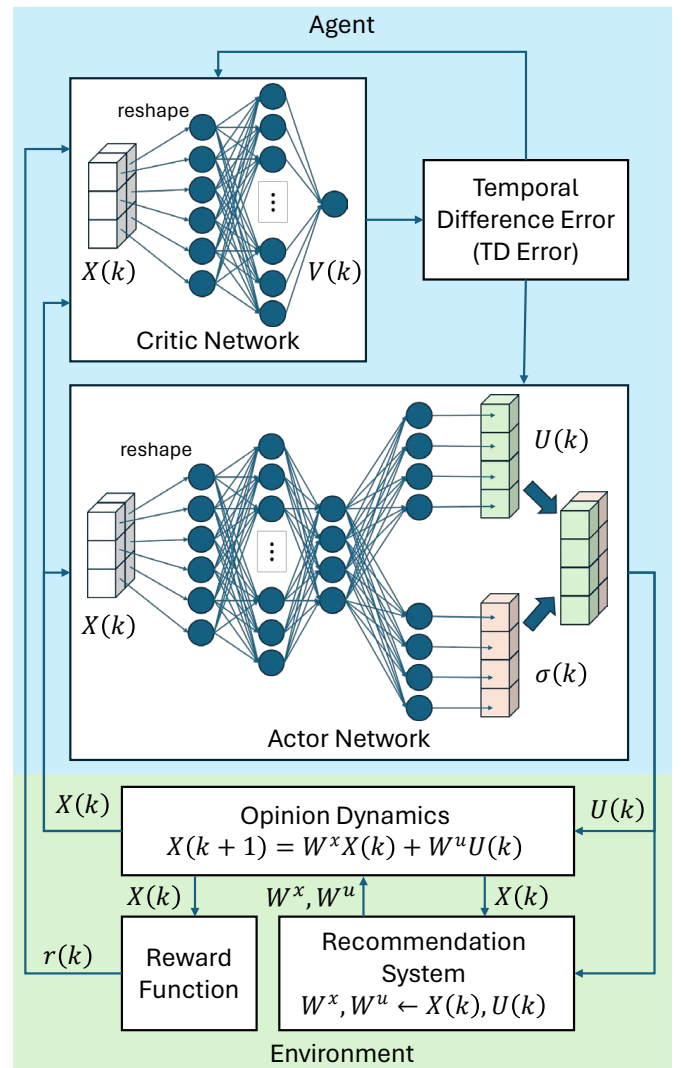


Fig. 2: Structure of reinforcement learning with PPO agent for opinion dynamics with recommendation system

When $\sqrt{m}(1-\epsilon) = 0.4$, points within a distance of 0.4 are connected, while those beyond 0.4 are not connected. The evolving connection graph results in multiple connected components, each achieving internal consensus.

When $\sqrt{m}(1-\epsilon) = 0.9$, only points beyond a distance of 0.9 are disconnected, resulting in an almost fully connected graph, and the entire system reaches consensus.

Additionally, we plot the relationship between ϵ and the number of clusters, increasing the number of users to 50 to explore clustering more thoroughly. It is evident that the number of clusters increase as the threshold for connection increase. This demonstrates that the recommendation system's decision on which users are similar enough to be recommended to each other influences the diversity of opinions in the final state. The figure also indicates that our proposed expression effectively describes the upper bound of the clustering result.

3) *Angle-Based Analysis*: The results for the angle-based model are generally similar to those of the distance-based model. From Fig. 5, we observe that the system always converges, for any ϵ . To better illustrate the relationship

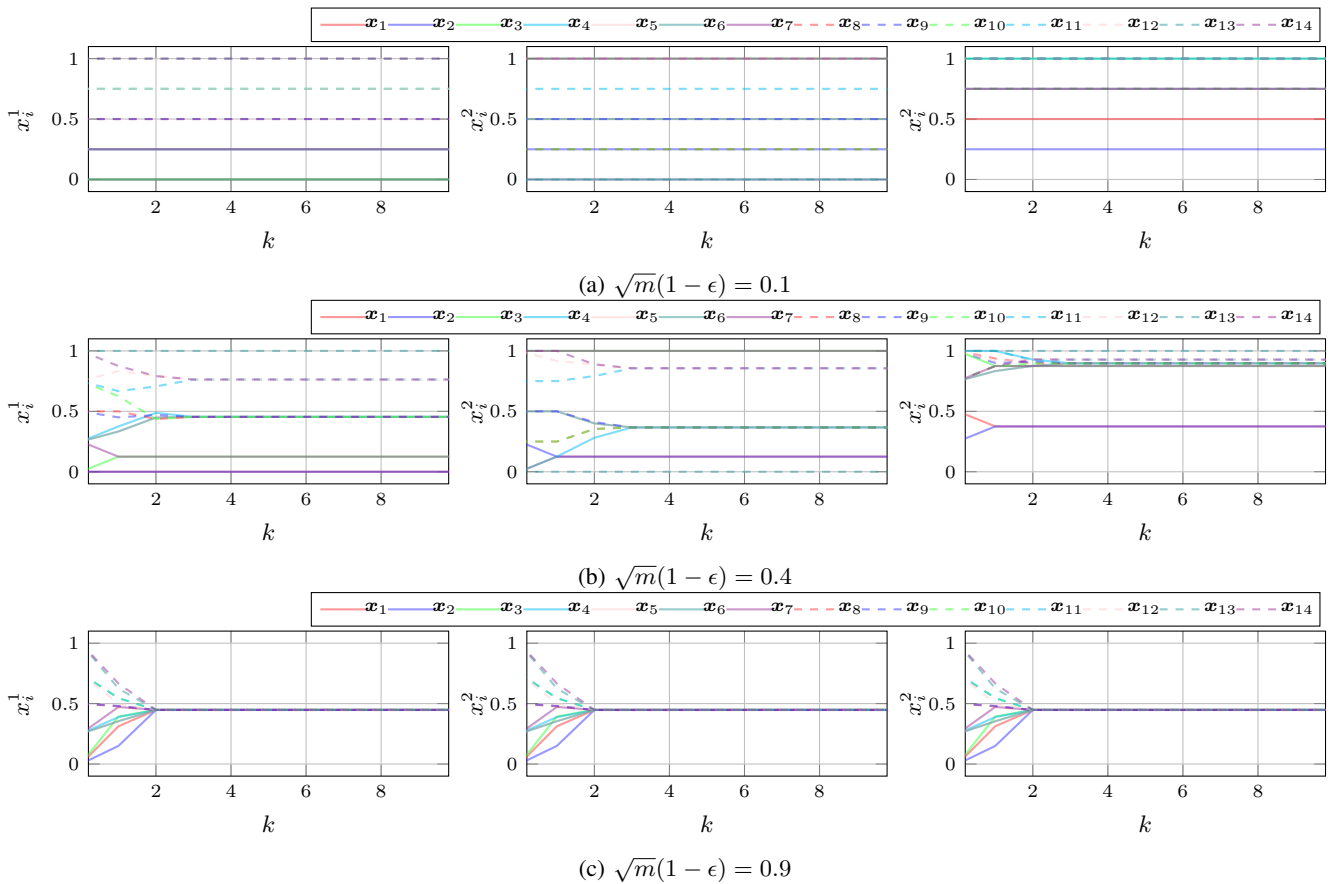
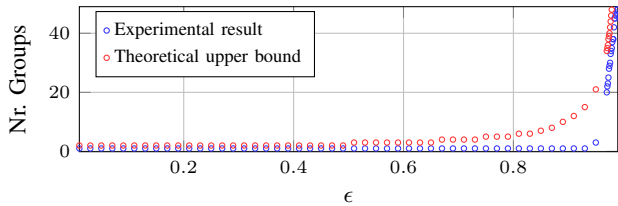


Fig. 3: Distance-based method


 Fig. 4: The number of groups over different threshold ϵ in (8) from the proposed ODRS framework with the distance-based method.

between the angle threshold (ϵ) and the number of clusters, we provide a figure from multiple randomly generated initial values, allowing for a more comprehensive coverage of users.

From the Fig. 6, we observe that the clustering line steepens when ϵ approaches 1. This is because, when the permissible distance becomes very small, numerous clusters can form. The distance-based plot exhibits similar characteristics, though it is truncated due to the number of users.

Similar to the distance-based results, the consensus and clustering behavior of the co-evolution system is examined for $\epsilon = 0.93, 0.97,$ and 0.99 . It is observed that the choice of the bound is not solely determined by its value relative to the permissible range but also requires a comprehensive understanding of the system. For instance, the threshold ϵ should be smartly chosen for desired clustering performance,

by considering closed echo chambers or the loss of opinion diversity.

Furthermore, the relationship between ϵ and the number of clusters is shown, which clearly shows that the number of clusters decreased as the confidence bound increased. This suggests that decisions made by the recommendation system regarding similarity influence the ultimate diversity of opinions. The figure also demonstrates that our proposed expression effectively captures the upper bound of the clustering problem.

B. Optimal Influence Strategy for Propagators

In this subsection, the effectiveness of the reinforcement learning-based control strategy is demonstrated by using the Yelp data set [52], which consists of 8 users and 3-dimensional opinions. To shape the users' opinion, 2 propagators are introduced, whose opinions are generated via reinforcement learning algorithm and not affected by the users. The target opinion is chosen as $\mathbf{x}^c = [0.8147, 0.9058, 0.1270]^T$, and control horizon is set as 20 steps. The threshold ϵ in (10) and (12) is chosen as 0.2.

The structures of the critic and actor networks are shown in Fig. 7. Specifically, the concatenated system state $\mathbf{X} \in \mathbb{R}^{8 \times 3}$ is reshaped into a 24-dimensional vector, which combines with the target opinion $\mathbf{x}^c \in \mathbb{R}^3$ and serves as the 27-dimensional input for critic and actor networks. The critic network, which

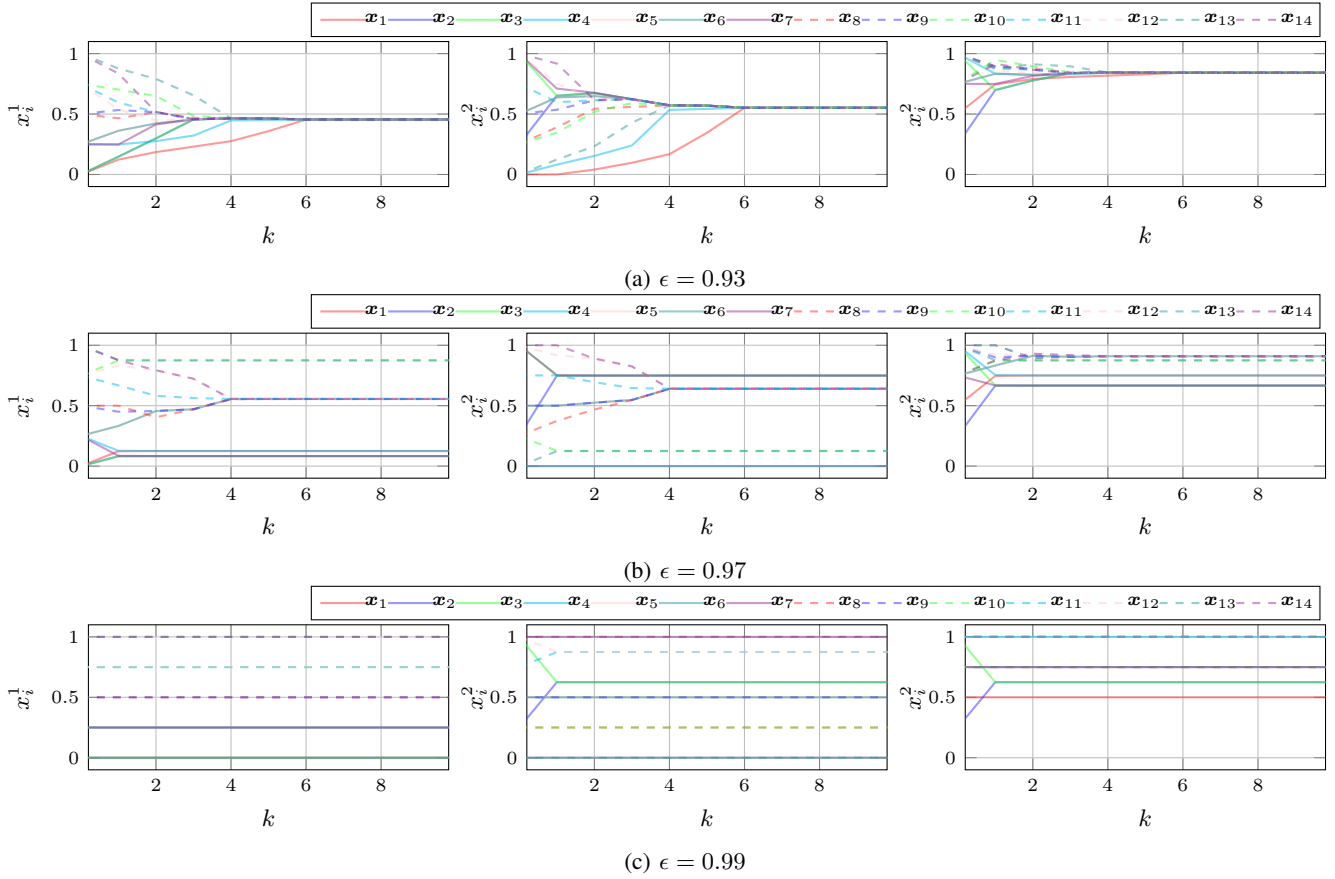
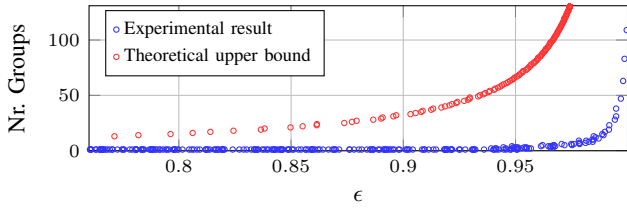


Fig. 5: Angle-based method


 Fig. 6: The number of groups over different threshold ϵ in (8) from the proposed ODRS framework with the distance-based method.

generates the prediction of the cumulative reward with dimension 1, has 1 hidden layers, which applies a fully connected layer with 256 hidden nodes and ReLU activation function. The actor network returns the concatenated mean prediction and its deviation, whose common layer consists of a fully connected layer with 256 hidden nodes and is activated by ReLU function. The 6-dimensional output of the common layer is the result of a fully connected layer, which serves as the input for the mean and variance networks. Both network components for mean and variance are composed of a ReLU layer, followed by a fully connected layer with 6-dimensional output. While the Softplus function is chosen for variance, the sigmoid layer is used for mean, such that the control command belongs to $(0, 1)^6$. The generated control command will reshape to two 3-dimensional vectors \mathbf{u}_1 and \mathbf{u}_2 in (32).

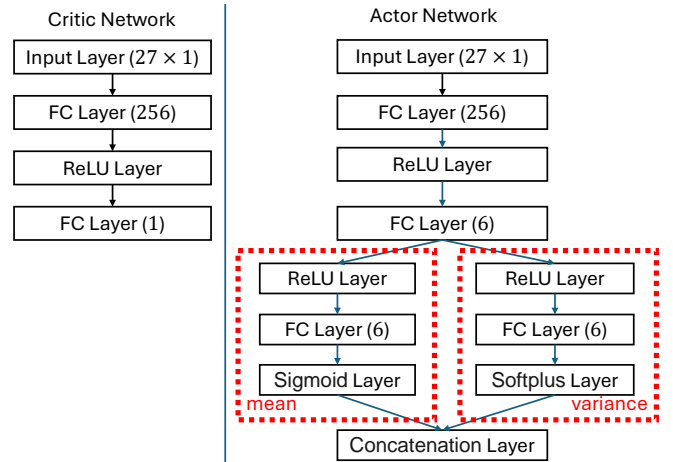


Fig. 7: Structure of critic and actor networks in PPO reinforcement learning.

The reinforcement learning-based agent is trained separately for distance- and angle-based methods, whose performance is shown as follows.

1) *Distance-based Method:* The reinforcement learning-based control policy is firstly trained in the proposed ODRS framework with distance-based method (8) and (10), where the training status is shown in Fig. 8. It is obvious to see the training converges by observing the episode reward, the

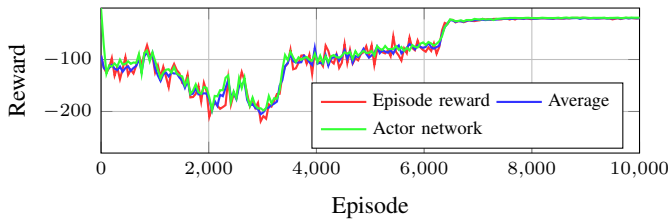


Fig. 8: Training status for reinforcement learning-based control strategy in the ODRS framework with the distance-based method, which is reflected by the cumulative rewards over episodes.

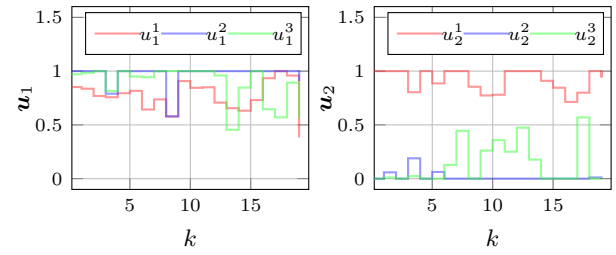


Fig. 10: The evolution of propagator opinion in ODRS framework with distance-based method.

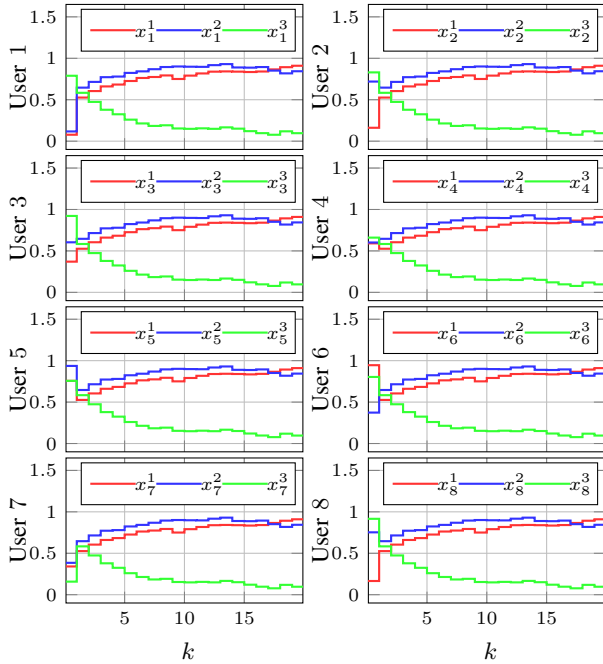


Fig. 9: The evolution of user opinion in ODRS framework with distance-based method.

average reward and the output of the critic network are almost identical after 8000 episodes. The opinion evolution for users and propagators are shown in Fig. 9 and Fig. 10 respectively, where the convergence of the user opinion to x^c is obvious.

2) *Angular Similarity*: The training result for the ODRS framework with an angle-based method is shown in Fig. 11, which also shows the convergence of the training process after 2000 episode. The opinion evolution for users and propagators is shown in Fig. 12 and Fig. 13, where the user opinions achieve consensus to the desired x^c . This demonstrates the effectiveness of the reinforcement learning-based control algorithm.

VI. CONCLUSION

In this paper, a framework combining opinion dynamics and a recommendation system is proposed, i.e., the ODRS framework, where the connection between individuals follows either distance- or angle-based method. The proposed framework is analytical, where the convergence and clustering properties are formally proven. Moreover, the ODRS framework

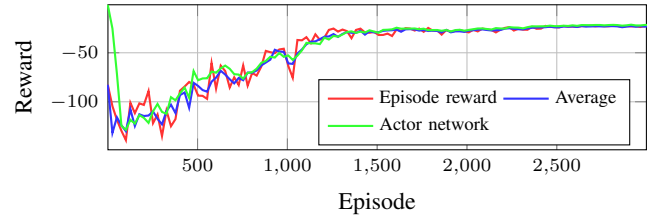


Fig. 11: Training status for reinforcement learning-based control strategy in the ODRS framework with the angle-based method, which is reflected by the cumulative rewards over episodes.

allows the introduction of external effectors, i.e., propagators, whose behavior is modeled as an optimal control problem to shape users' opinions. Due to the high nonlinearity of the proposed framework, the optimal propagation strategy is obtained using reinforcement learning. The properties of the ODRS framework and the effectiveness of the reinforcement learning-based opinion-shaping strategy are demonstrated via simulations with the actual Yelp data set.

REFERENCES

- [1] H. Kwak, H. Chun, and S. Moon, "Fragile online relationship: A first look at unfollow dynamics in twitter," in *Proceedings of the SIGCHI Conference on Human Factors in Computing Systems*, ser. CHI '11. New York, NY, USA: Association for Computing Machinery, May 2011, pp. 1091–1100.
- [2] M. Cinelli, G. De Francisci Morales, A. Galeazzi, W. Quattrociocchi, and M. Starnini, "The echo chamber effect on social media," *Proceedings of the National Academy of Sciences*, vol. 118, no. 9, p. e2023301118, Mar. 2021.
- [3] M. H. Degroot, "Reaching a Consensus," *Journal of the American Statistical Association*, vol. 69, no. 345, pp. 118–121, Mar. 1974.
- [4] J. R. P. French Jr., "A formal theory of social power," *Psychological Review*, vol. 63, no. 3, pp. 181–194, 1956.
- [5] A. R. P., "Mathematical models of the distribution of attitudes under controversy," *Contributions to Mathematical Psychology*, 1964.
- [6] N. E. Friedkin and E. C. Johnsen, "Social influence and opinions," *The Journal of Mathematical Sociology*, vol. 15, no. 3-4, pp. 193–206, Jan. 1990.
- [7] M. Taylor, "Towards a Mathematical Theory of Influence and Attitude Change," *Human Relations*, vol. 21, no. 2, pp. 121–139, May 1968.
- [8] D. Li, D. Han, J. Ma, M. Sun, L. Tian, T. Khouw, and H. E. Stanley, "Opinion dynamics in activity-driven networks," *Europhysics Letters*, vol. 120, no. 2, p. 28002, Jan. 2018.
- [9] A. S. Matveev, I. Novinitsyn, and A. V. Proskurnikov, "Stability of continuous-time consensus algorithms for switching networks with bidirectional interaction," in *2013 European Control Conference (ECC)*, Jul. 2013, pp. 1872–1877.
- [10] L. Moreau, "Stability of multiagent systems with time-dependent communication links," *IEEE Transactions on Automatic Control*, vol. 50, no. 2, pp. 169–182, Feb. 2005.

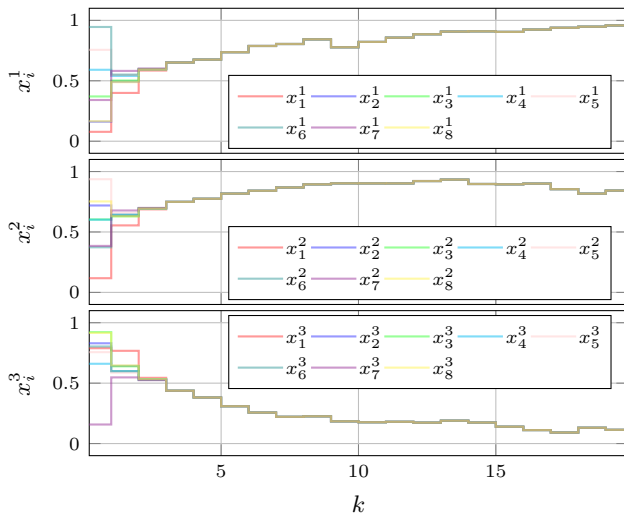


Fig. 12: The evolution of user opinion in ODRS framework with angle-based method.

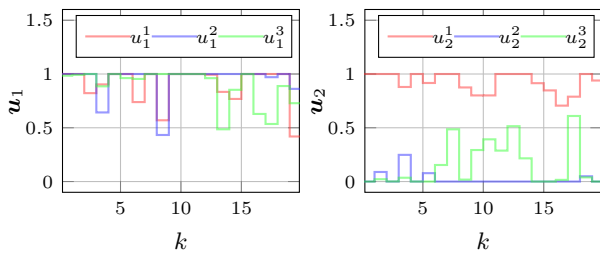


Fig. 13: The evolution of propagator opinion in ODRS framework with angle-based method.

[11] U. Munz, A. Papachristodoulou, and F. Allgower, “Consensus in Multi-Agent Systems With Coupling Delays and Switching Topology,” *IEEE Transactions on Automatic Control*, vol. 56, no. 12, pp. 2976–2982, Dec. 2011.

[12] U. Krause, “A discrete nonlinear and non-autonomous model of consensus formation,” *Communications in difference equations*, vol. 2000, pp. 227–236, 2000.

[13] M. Burger, “Kinetic Equations for Processes on Co-evolving Networks,” *arXiv:2104.13815 [physics]*, Apr. 2021.

[14] Y. Gu, Y. Sun, and J. Gao, “The Co-Evolution Model for Social Network Evolving and Opinion Migration,” in *Proceedings of the 23rd ACM SIGKDD International Conference on Knowledge Discovery and Data Mining*, ser. KDD ’17. New York, NY, USA: Association for Computing Machinery, Aug. 2017, pp. 175–184.

[15] R. Kang and X. Li, “Coevolution of opinion dynamics on evolving signed appraisal networks,” *Automatica*, vol. 137, p. 110138, Mar. 2022.

[16] J. Liu, S. Huang, N. Aden, N. Johnson, and C. Song, “Emergence of polarization in coevolving networks,” *Physical Review Letters*, vol. 130, no. 3, p. 037401, Jan. 2023.

[17] F. Liu, S. Cui, W. Mei, F. Dörfler, and M. Buss, “Interplay Between Homophily-Based Appraisal Dynamics and Influence-Based Opinion Dynamics: Modeling and Analysis,” *IEEE Control Systems Letters*, vol. 5, no. 1, pp. 181–186, Jan. 2021.

[18] F. Liu, S. Cui, G. Chen, W. Mei, and H. Gao, “Modeling, analysis, and manipulation of co-evolution between appraisal dynamics and opinion dynamics,” *Automatica*, vol. 167, p. 111797, Sep. 2024.

[19] W. S. Rossi and P. Frasca, “Asynchronous opinion dynamics on the k -nearest-neighbors graph,” in *2018 IEEE Conference on Decision and Control (CDC)*, Dec. 2018, pp. 3648–3653.

[20] B. Berjani and T. Strufe, “A recommendation system for spots in location-based online social networks,” in *Proceedings of the 4th workshop on social network systems*, 2011, pp. 1–6.

[21] A. Anandhan, L. Shuib, M. A. Ismail, and G. Mujtaba, “Social media

recommender systems: review and open research issues,” *IEEE Access*, vol. 6, pp. 15 608–15 628, 2018.

[22] F. T. A. Hussien, A. M. S. Rahma, and H. B. A. Wahab, “Recommendation systems for e-commerce systems an overview,” in *Journal of Physics: Conference Series*, vol. 1897, no. 1. IOP Publishing, 2021, p. 012024.

[23] M. R. Hasan, A. K. Jha, and Y. Liu, “Excessive use of online video streaming services: Impact of recommender system use, psychological factors, and motives,” *Computers in Human Behavior*, vol. 80, pp. 220–228, 2018.

[24] F. O. Isinkaye, Y. O. Folajimi, and B. A. Ojokoh, “Recommendation systems: Principles, methods and evaluation,” *Egyptian informatics journal*, vol. 16, no. 3, pp. 261–273, 2015.

[25] T. T. Nguyen, P.-M. Hui, F. M. Harper, L. Terveen, and J. A. Konstan, “Exploring the filter bubble: the effect of using recommender systems on content diversity,” in *Proceedings of the 23rd international conference on World wide web*, 2014, pp. 677–686.

[26] Y. Ge, S. Zhao, H. Zhou, C. Pei, F. Sun, W. Ou, and Y. Zhang, “Understanding echo chambers in e-commerce recommender systems,” in *Proceedings of the 43rd international ACM SIGIR conference on research and development in information retrieval*, 2020, pp. 2261–2270.

[27] A.-A. Stoica, C. Riederer, and A. Chaintreau, “Algorithmic Glass Ceiling in Social Networks: The effects of social recommendations on network diversity,” in *Proceedings of the 2018 World Wide Web Conference*, ser. WWW ’18. Republic and Canton of Geneva, CHE: International World Wide Web Conferences Steering Committee, Apr. 2018, pp. 923–932.

[28] A. Bellina, C. Castellano, P. Pineau, G. Iannelli, and G. De Marzo, “Effect of collaborative-filtering-based recommendation algorithms on opinion polarization,” *Physical Review E*, vol. 108, no. 5, p. 054304, Nov. 2023.

[29] A. J. B. Chaney, B. M. Stewart, and B. E. Engelhardt, “How algorithmic confounding in recommendation systems increases homogeneity and decreases utility,” in *Proceedings of the 12th ACM Conference on Recommender Systems*. Vancouver British Columbia Canada: ACM, Sep. 2018, pp. 224–232.

[30] J. Piao, J. Liu, F. Zhang, J. Su, and Y. Li, “Human–AI adaptive dynamics drives the emergence of information cocoons,” *Nature Machine Intelligence*, pp. 1–11, Oct. 2023.

[31] A. Vendeville, A. Giovanidis, E. Papanastasiou, and B. Guedj, “Opening up Echo Chambers via Optimal Content Recommendation,” in *Complex Networks and Their Applications XI*, H. Cherifi, R. N. Mantegna, L. M. Rocha, C. Cherifi, and S. Miccichè, Eds. Cham: Springer International Publishing, 2023, pp. 74–85.

[32] F. Cinus, M. Minici, C. Monti, and F. Bonchi, “The Effect of People Recommenders on Echo Chambers and Polarization,” *Proceedings of the International AAAI Conference on Web and Social Media*, vol. 16, pp. 90–101, May 2022.

[33] N. Perra and L. E. Rocha, “Modelling opinion dynamics in the age of algorithmic personalisation,” *Scientific Reports*, vol. 9, no. 1, pp. 1–11, 2019.

[34] N. Pescetelli, D. Barkoczi, and M. Cebrian, “Indirect Causal Influence of a Single Bot on Opinion Dynamics Through a Simple Recommendation Algorithm,” in *Complex Networks & Their Applications X*, R. M. Benito, C. Cherifi, H. Cherifi, E. Moro, L. M. Rocha, and M. Sales-Pardo, Eds. Cham: Springer International Publishing, 2022, pp. 28–41.

[35] P. Ramaciotti Morales and J.-P. Cointet, “Auditing the Effect of Social Network Recommendations on Polarization in Geometrical Ideological Spaces,” in *Fifteenth ACM Conference on Recommender Systems*. New York, NY, USA: Association for Computing Machinery, Sep. 2021, pp. 627–632.

[36] F. P. Santos, Y. Lelkes, and S. A. Levin, “Link recommendation algorithms and dynamics of polarization in online social networks,” *Proceedings of the National Academy of Sciences*, vol. 118, no. 50, p. e2102141118, Dec. 2021.

[37] P. Törnberg, “How digital media drive affective polarization through partisan sorting,” *Proceedings of the National Academy of Sciences*, vol. 119, no. 42, p. e2207159119, Oct. 2022.

[38] W. S. Rossi, J. W. Polderman, and P. Frasca, “The Closed Loop Between Opinion Formation and Personalized Recommendations,” *IEEE Transactions on Control of Network Systems*, vol. 9, no. 3, pp. 1092–1103, Sep. 2022.

[39] G. Iannelli, G. De Marzo, and C. Castellano, “Filter bubble effect in the multistate voter model,” *Chaos: An Interdisciplinary Journal of Nonlinear Science*, vol. 32, no. 4, p. 043103, Apr. 2022.

[40] A. Nedić and B. Touri, “Multi-dimensional Hegselmann-Krause dynamics,” in *2012 IEEE 51st IEEE Conference on Decision and Control*

(CDC), Dec. 2012, pp. 68–73, ISSN: 0743-1546. [Online]. Available: <https://ieeexplore.ieee.org/document/6426417/?arnumber=6426417>

- [41] A. Bhattacharyya, M. Braverman, B. Chazelle, and H. L. Nguyen, “On the convergence of the Hegselmann-Krause system,” in *Proceedings of the 4th Conference on Innovations in Theoretical Computer Science*, ser. ITCS '13. New York, NY, USA: Association for Computing Machinery, Jan. 2013, pp. 61–66.
- [42] S. R. Etesami and T. Başar, “Game-Theoretic Analysis of the Hegselmann-Krause Model for Opinion Dynamics in Finite Dimensions,” *IEEE Transactions on Automatic Control*, vol. 60, no. 7, pp. 1886–1897, Jul. 2015.
- [43] A. V. Proskurnikov, G. C. Calafiore, and M. Cao, “Recurrent averaging inequalities in multi-agent control and social dynamics modeling,” *Annual Reviews in Control*, vol. 49, pp. 95–112, Jan. 2020.
- [44] C. Bernardo, C. Altafini, A. Proskurnikov, and F. Vasca, “Bounded confidence opinion dynamics: A survey,” *Automatica*, vol. 159, p. 111302, Jan. 2024.
- [45] H. K. Khalil, *Nonlinear Systems*. Prentice-Hall, 2002.
- [46] A. V. Proskurnikov and R. Tempo, “A tutorial on modeling and analysis of dynamic social networks. Part II,” *Annual Reviews in Control*, vol. 45, pp. 166–190, Jan. 2018.
- [47] A. Lederer, J. Umlauf, and S. Hirche, “Uniform error bounds for gaussian process regression with application to safe control,” *Advances in Neural Information Processing Systems*, vol. 32, 2019.
- [48] P. Delsarte, J. M. Goethals, and J. J. Seidel, “SPHERICAL CODES AND DESIGNS,” in *Geometry and Combinatorics*, D. G. Corneil and R. Mathon, Eds. Academic Press, Jan. 1991, pp. 68–93.
- [49] L. F. Tóth, “Über eine abschatzung des kürzesten abstandes zweier punkt eines auf einer kugelfläche liegenden punktsystems, jber,” *Deutschen Math. Verein*, vol. 53, pp. 65–68, 1943.
- [50] J. Hamkins, *Design and analysis of spherical codes*. University of Illinois at Urbana-Champaign, 1996.
- [51] “Spherical Codes,” <http://neilsloane.com/packings/>.
- [52] “Yelp Dataset,” <https://www.yelp.com/dataset>.



Martin Buss (Fellow, IEEE) received the diploma engineering degree in electrical engineering from the Technische Universität Darmstadt, Darmstadt, Germany, in 1990, and the doctor of engineering degree in electrical engineering from The University of Tokyo, Tokyo, Japan, in 1994.

Since 2003, he has been a Full Professor (Chair) with the Chair of Automatic Control Engineering, Faculty of Electrical Engineering and Information Technology, Technical University of Munich. His research interests include automatic control, mecha-

tronics, multimodal human system interfaces, optimization, nonlinear, and hybrid discrete-continuous systems.

Dr. Buss was the recipient of the ERC Advanced Grant SHRINE.



Fangzhou Liu (Member, IEEE) received the Doktor-Ingenieur degree in electrical engineering from the Technical University of Munich, Munich, Germany, in 2019.

He was a Lecturer and a Research Fellow with the Chair of Automatic Control Engineering, Technical University of Munich. He is currently a Full Professor with the School of Astronautics, Harbin Institute of Technology, Harbin, China. His current research interests include networked control systems, reinforcement learning, and their applications.



Yuhong Chen received the B.Eng. and M.Sc. degrees in control theory and engineering from the Harbin Institute of Technology, Harbin, China, in 2017 and 2019, respectively. She is currently working toward the Ph.D. degree with the Chair of Automatic Control Engineering, Technical University of Munich, Munich, Germany.

Her current research interests include modeling, analysis, and control on social networks.



Xiaobing Dai received the B.Sc. mechanical engineering from the Tongji University, Shanghai, China, in 2018 with direction in mechatronics, building environment and civil engineering. He received double M.Sc degrees in Mechanical Engineering, Mechatronics and Robotics from the Technical University of Munich, Munich, Germany, in 2021. Since February 2022, he is a PhD student at the Chair of Information-oriented Control, TUM School of Computation, Information and Technology at the Technical University of Munich, Munich, Germany.

His current research interests include efficient machine learning, networked control systems, safe learning-based control.