

Active, anytime-valid risk controlling prediction sets

Ziyu Xu*, Nikos Karampatziakis†, Paul Mineiro‡

November 1, 2024

Abstract

Rigorously establishing the safety of black-box machine learning models concerning critical risk measures is important for providing guarantees about model behavior. Recently, Bates et. al. (JACM '24) introduced the notion of a *risk controlling prediction set (RCPS)* for producing prediction sets that are statistically guaranteed low risk from machine learning models. Our method extends this notion to the sequential setting, where we provide guarantees even when the data is collected adaptively, and ensures that the risk guarantee is anytime-valid, i.e., simultaneously holds at all time steps. Further, we propose a framework for constructing RCPSes for active labeling, i.e., allowing one to use a labeling policy that chooses whether to query the true label for each received data point and ensures that the expected proportion of data points whose labels are queried are below a predetermined label budget. We also describe how to use predictors (i.e., the machine learning model for which we provide risk control guarantees) to further improve the utility of our RCPSes by estimating the expected risk conditioned on the covariates. We characterize the optimal choices of label policy and predictor under a fixed label budget and show a regret result that relates the estimation error of the optimal labeling policy and predictor to the wealth process that underlies our RCPSes. Lastly, we present practical ways of formulating label policies and empirically show that our label policies use fewer labels to reach higher utility than naive baseline labeling strategies on both simulations and real data.

*Dept. of Statistics and Data Science, Carnegie Mellon University. Email: xzy@cmu.edu

†Microsoft. Email: nikosk@microsoft.com

‡Microsoft. Email: pmineiro@microsoft.com

Contents

1	Introduction	2
2	Anytime-valid risk control through betting	5
2.1	Active sampling for risk control	8
2.2	Variance reduction through prediction	9
3	Optimal labeling policies	10
4	Experiments	12
4.1	Numerical simulations	12
4.2	Imagenet	13
5	Omitted proofs	14
5.1	Proof of Proposition 4	14
5.2	Proof of Proposition 5	15
5.3	Proof of Theorem 3	16
6	Additional related work	17
7	Conclusion, limitations, and future work	18
A	Experiment details	21
A.1	Formulation of the labeling policy	21
A.2	Optimization to maintain the budget constraint	21

1 Introduction

One of the core problems of modern deep learning systems is the lack of rigorous statistical guarantees one can ensure about the performance of a model in practice. In particular, we are interested in ensuring the safety of a deep learning system, that is, it does not incur undue risk while optimizing for some other objective of interest. This type of guarantee arises in many applications. For example, a deep learning based medical imaging segmentation system that detects lesions (Wu et al., 2019; Flores et al., 2021; Saba et al., 2021) should guarantee that it does not miss most of the lesion tissue while remaining precise and minimizing the total amount of tissue that is highlighted. Hence, it is crucial to provide a statistical guarantee about the “safety” of any machine learning system to be deployed. Bates et al. (2024) introduced the notion of a *risk controlling prediction set* as a method to derive such guarantees on top of the outputs of a wide range of black-box models. They consider the setting where all the calibration data are available as a single dataset before deployment and the model only needs to be calibrated once, i.e., the batch setting. However, this is often unrealistic in a production setup when we have no data concerning the performance of a model before we deploy it, and we wish to update our calibration each time a new data point (or group of data points)

arrives. Consequently, it is natural to calibrate the machine learning model in an *online* fashion while receiving new data sequentially. Unfortunately, methods for obtaining statistical guarantees in the batch setting of Bates et al. (2024) do not ensure risk control guarantees in the sequential regime. Further, the consideration of using data from production also brings up the concern that this data is often unlabeled, and one must expend resources (either paying experts or utilizing a more powerful model) to label these data points. Hence, we also consider an active setting in which we see the covariate X and choose whether to query the true label Y . Consider the following scenarios where an active and sequential method is relevant.

- *Reduce query cost in medical imaging.* As discussed prior, a medical imaging system that outputs scores for for each pixel of image that determines whether there is a lesion or not would want to utilize labels given by medical experts for unlabeled images from new patients. Since the cost of asking experts to label these images is quite high, one would want to query experts efficiently, and only on data that would be most helpful for reducing the number of highlighted pixels.
- *Domain adaptation for behavior prediction.* One reason we would want online calibration in a production setting is that we may have much different distribution of data that we do not have access to before deployment. For example, during a navigation task for a robot, we may want to predict the actions of other agents and avoid colliding into them when travelling between two points (Lekeufack et al., 2024). Since agents may behave differently in every environment, it makes sense to collect the behavior data in the test environment and update the behavior prediction in an online fashion to get accurate predictions calibrated for specifically the test environment.
- *Safe outputs for large language models (LLMs).* One of the goals with large language models is to ensure their responses are not harmful in some fashion (e.g., factually wrong, toxic, etc.). One can view this as outputting a prediction set for the binary label set of $Y \in \{\text{harmful}, \text{not harmful}\}$. Many pipelines for modern LLMs include some form of a safety classifier, which scores the risk level of an output, and determines whether it should be output to the user or not (Markov et al., 2023; Hanu and Unitary team, 2020), or a default backup response should be used instead. One would want to label production data acquired from user interaction with the LLM and used to calibrate cutoff for the scores that are considered low enough for the response to be allowed through.

Example: image classification Let us assume we wish to classify an image $X \in \mathcal{X}$, and we have access to a probabilistic classifier $s : \mathcal{X} \rightarrow \Delta^{\mathcal{Y}}$ where $\Delta^{\mathcal{Y}}$ is the probability simplex over distributions over all possible classes, \mathcal{Y} . Let $s^y(x)$ denote the probability of class y in the distribution $s(x)$. Based on the probabilities from $s(X)$, we can define $C(X, \beta)$ to have the labels with the largest probabilities that sum to $\beta \in [0, 1]$ in the following fashion:

$$\gamma(X, \beta) := \max \left\{ \gamma \in [0, 1] : \sum_{y \in \mathcal{Y}} \mathbf{1} \{s^y(X) \geq \gamma\} \cdot s^y(X) \geq \beta \right\},$$

$$C(X, \beta) := \{y \in \mathcal{Y} : s^y(X) \geq \gamma(X, \beta)\}$$

Now, we can define the miscoverage error of our label set $C(X, \beta)$ as follows:

$$r(X, Y, \beta) := \mathbf{1} \{Y \notin C(X, \beta)\}. \quad (1)$$

Now, assume that $(X, Y) \sim \mathcal{P}^*$, i.e., the images and class are jointly drawn from a fixed distribution. We want to find a choice of β such that $\rho(\beta) := \mathbb{E}[r(X, Y, \beta)]$ is guaranteed to be at most $\theta \in [0, 1]$, i.e., the expected miscoverage over the population of images and labels is at most θ .

In the above image classification example, we do not simply wish to find any β that ensures $\rho(\beta) \leq \theta$ — setting $\beta = 1$ would trivially ensure this guarantee for any $\theta \in [0, 1]$. We also want to minimize the size of our uncertainty set $C(X, \beta)$. To present this formulation in more general terms, we are interested in solving the following problem for a fixed level of risk control $\theta \in [0, 1]$:

$$\max_{\beta} g(\beta) \quad \text{subject to } \rho(\beta) \leq \theta. \quad (2)$$

where g is the utility of our choice. We make the following natural assumption about r , ρ , and g .

Assumption 1. g and ρ are monotonically decreasing w.r.t. β and we assume $\rho(1) = 0$. In addition, ρ is right-continuous.

Our image classification example has an expected risk and utility that satisfy the respective monotonicity assumptions, and such risk measures arise in many applications such as natural language question answering (Quach et al., 2024), image segmentation (Angelopoulos et al., 2022), and behavior control for robotics (Lekeufack et al., 2024; Huang et al., 2024). Assumption 1 implies that maximizing $g(\beta)$ is equivalent to minimizing β , as g is decreasing in β , and the right-continuity of ρ allows us to define the notion of an optimal calibration parameter that is the solution to (2):

$$\beta^* := \min \{\beta \in [0, 1] : \rho(\beta) \leq \theta\}.$$

Our goal in this paper is to derive a sequence of upper bounds on β^* that quickly approach the true β^* but are “anytime safe” in the sense that they are always greater than β^* and induce risk under θ , i.e., $\beta \geq \beta^*$ implies that $\rho(\beta) \leq \rho(\beta^*) \leq \theta$. Since we are guaranteed by Assumption 1 that $\rho(1) = 0 \leq \theta$, we always have a safe option of $\beta = 1$ to start with as our upper bound.

Our contributions. The primary contributions of this paper are as follows.

1. *Extensions of RCPS to anytime-valid and active settings.* We extend the notion of RCPS in two ways: (1) to enable anytime-valid RCPS which allows one to refine the set as one receives more samples in a stream while maintaining risk control throughout the entire stream, and (2) to define an RCPS that is valid under active learning, i.e., enable us to decide whether to label each example based on the covariates. We also define a way for incorporating risk predictions from the machine learning model to decrease variance further and reduce the number of labels needed to estimate β^* . We formulate this betting framework in Section 2.
2. *Deriving powerful labeling policies and predictors.* We show in Section 3 that our active, anytime-valid RCPS methods are practically powerful and converge to β^* in a label efficient manner by also deriving formulations for the optimal labeling policy and predictors under the standard

log-optimality criterion that is used for evaluating anytime-valid methods (Grünwald et al., 2024; Waudby-Smith and Ramdas, 2023; Larsson et al., 2024). We derive explicit regret bounds w.r.t. a lower bound on the growth rate on the wealth processes that underlie our RCPS methods. These bounds characterize how the deviation of any labeling policy and predictor from the log-optimal policy and predictor affect the growth rate of our wealth processes (and hence the earliest time at which a candidate β is removed from consideration as β^*). In Section 4 we also show that machine learning model based estimators of the optimal policy and predictors are label efficient in practice through experiments.

Related work. Most relevant to this paper is the recent work from Zrnic and Candès (2024) that provides a rigorous framework for statistical inference with active labeling policies, and leverages machine learning predictions through prediction-powered inference (Angelopoulos et al., 2023). However, their focus is on M-estimation and deriving asymptotic, martingale central-limit theorem based results for a parameter. On the other hand, we provide finite sample anytime-valid results that are also valid at adaptive stopping times that directly utilize e-process (Ramdas et al., 2023) construction of sequential tests. Further, our goal is to provide a time-uniform statistical guarantee in the RCPS framework rather than directly estimating a parameter with adaptively collected data. We discuss additional related work in depth in Section 6.

2 Anytime-valid risk control through betting

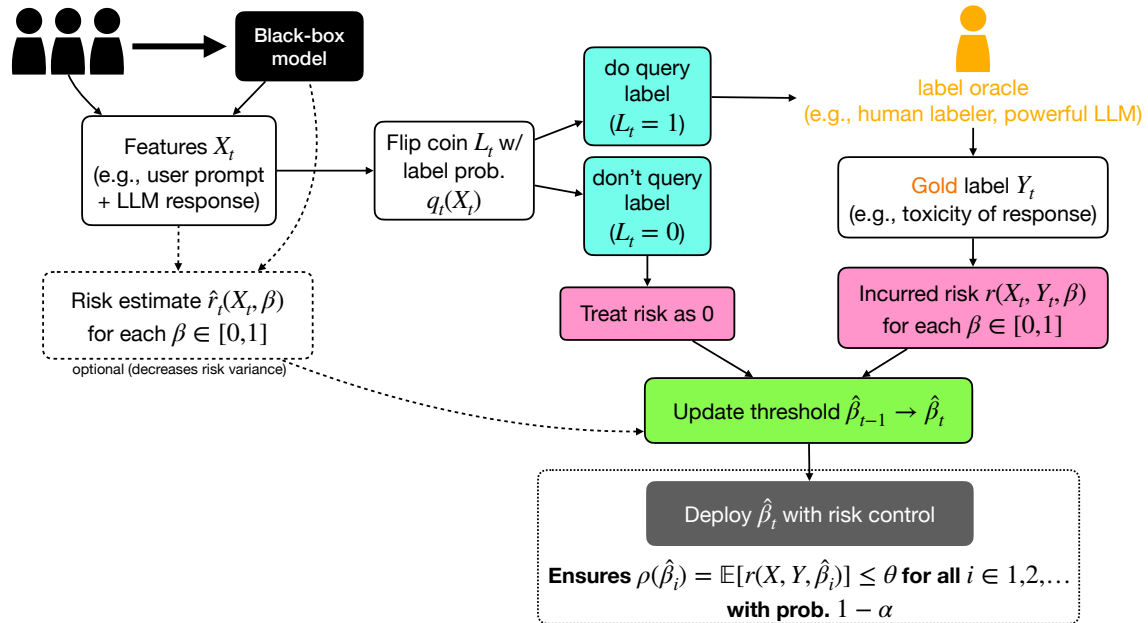


Figure 1: Diagram of the active labeling setup for ensuring anytime-valid risk control.

We use $(X_t)_{t \in \mathbb{I}}$ to denote a sequence that is indexed by t with index set \mathbb{I} . If the index set or

indexing variable is apparent in context, we drop it for brevity. In our setup, we assume that our data points arrive in a stream $(X_1, Y_1), (X_2, Y_2), \dots$ that proceeds indefinitely. Let (\mathcal{F}_t) be the canonical filtration on the data, i.e., $\mathcal{F}_t := \sigma(\{(X_i, Y_i)\}_{i \leq t})$ is the sigma-algebra over the first t points. Recall that we assumed $(X_t, Y_t) \sim \mathcal{P}^*$ are i.i.d. draws for each $t \in \mathbb{N} := \{1, 2, 3, \dots\}$, and want to control the risk $\rho(\beta) = \mathbb{E}_{(X, Y) \sim \mathcal{P}^*}[r(X, Y, \beta)]$ where the expectation is taken only over (X, Y) . We illustrate an overview of our methodology (which we describe in the sequel) in Figure 1.

We desire to output a sequence of calibration parameters, $(\hat{\beta}_t)$, such that every β_t is “safe”, i.e., ensures that the resulting risk of the output is provably controlled under a fixed level.

Definition 1. A sequence of calibration parameters $(\hat{\beta}_t)$ is said to have (θ, α) -anytime-valid risk control if it possesses the following property:

$$\mathbb{P}(\rho(\hat{\beta}_t) \leq \theta \text{ for all } t \in \mathbb{N}) \geq 1 - \alpha. \quad (3)$$

We name this as “anytime-valid” since the risk control condition (i.e., $\rho(\hat{\beta}_t) \leq \theta$) is guaranteed to hold simultaneously at all $t \in \mathbb{N}$. Hence, this allows for the user to process a continuous stream of data and control the probability that a $\hat{\beta}_t$ is chosen at any time t that is “unsafe”, i.e., $\rho(\hat{\beta}_t) > \theta$. We build on recent work that develops a framework for hypothesis testing and parameter estimation with sequential data collection based on martingales and gambling with virtual wealth known as *testing by betting* (Shafer, 2021). In this framework, the goal is to design an *e-process*, (E_t) , w.r.t. a null hypothesis H_0 , which satisfies the following properties when true:

Definition 2. An *e-process*, $(E_t)_{t \in \mathbb{N}_0}$, w.r.t. a hypothesis H_0 , is a nonnegative process for which there exists another nonnegative process, $(M_t)_{t \in \mathbb{N}_0}$ s.t. the following is true when H_0 is true: (1) $\mathbb{E}[M_0] \leq 1$, (2) $M_t \geq E_t$ for all $t \in \mathbb{N}$ almost surely and (3) $\mathbb{E}[M_t | \mathcal{F}_{t-1}] \leq M_{t-1}$ for all $t \in \mathbb{N}$, i.e., (M_t) is a supermartingale.

E-processes will be the main tool we use to construct $(\hat{\beta}_t)$. We leverage the probabilistic bound on e-processes provided by Ville’s inequality to prove our anytime-valid risk control guarantee.

Fact 1 (Ville’s inequality (Ville, 1939)). For any e-process, (E_t) , with initial expectation bounded by 1, i.e., $\mathbb{E}[E_0] \leq 1$, we have that

$$\mathbb{P}(\text{exists } t \in \mathbb{N} : M_t \geq \alpha^{-1}) \leq \alpha \text{ for each } \alpha \in [0, 1].$$

In this paper, all our e-processes will also be nonnegative supermartingales, so we denote them as (M_t) . Now, we will specify the null hypotheses in our risk control setting. For each $\beta \in [0, 1]$, we test the null hypothesis $H_0^\beta : \rho(\beta) \geq \theta$ for a fixed risk control level $\theta \in [0, 1]$. Note that we include equality to θ in the null hypothesis since we do not wish to reject $H_0^{\beta^*}$. Let $\{(M_t(\beta))\}_{\beta \in [0, 1]}$ be a family of e-processes where $(M_t(\beta))$ is an e-process for H_0^β . Then, we can derive $\hat{\beta}_t$ for each $t \in \mathbb{N}$ as follows:

$$\hat{\beta}_t := \min \{\beta \in [0, 1] : M_t(\beta') \geq 1/\alpha \text{ for all } \beta' > \beta\}. \quad (4)$$

Theorem 1. *The sequence of estimates $(\hat{\beta}_t)$ in (4) satisfies the anytime-valid risk control guarantee (3), i.e., $\mathbb{P}(\rho(\hat{\beta}_t) \leq \theta \text{ for all } t \in \mathbb{N}) \geq 1 - \alpha$.*

Proof. First, we note that

$$\{\exists t \in \mathbb{N} : \rho(\widehat{\beta}_t) > \theta\} \Leftrightarrow \{\exists t \in \mathbb{N} : \widehat{\beta}_t < \beta^*\} \Rightarrow \{\exists t \in \mathbb{N} : M_t(\beta^*) \geq 1/\alpha\}.$$

Since $H_0^{\beta^*}$ is always true by definition of β^* , we get that $(M_t(\beta^*))$ is an e-process by Proposition 1. Thus, by applying Ville's inequality, we get that:

$$\mathbb{P}(\exists t \in \mathbb{N} : \rho(\widehat{\beta}_t) > \theta) \leq \mathbb{P}(\exists t \in \mathbb{N} : M_t(\beta^*) \geq 1/\alpha) \leq \alpha.$$

□

Now, we will present a concrete example of an e-process. Denote $R_t(\beta) := r(X_t, Y_t, \beta)$. We test H_0^β using the betting e-process from Waudby-Smith and Ramdas (2023):

$$M_t(\beta) = \prod_{i=1}^t (1 + \lambda_i (\theta - R_i(\beta))), \quad (5)$$

where (λ_t) is predictable w.r.t. (\mathcal{F}_t) , i.e., λ_t can be determined by \mathcal{F}_{t-1} for each $t \in \mathbb{N}$, and $\lambda_t \in [0, (1 - \theta)^{-1}]$.

Proposition 1. $(M_t(\beta))$ in (5) is an e-process for all β where H_0^β is true, i.e., where $\rho(\beta) \geq \theta$.

Proof. We note that $(M_t(\beta))$ is nonnegative by the support of λ_t being limited, i.e.,

$$1 + \lambda_t(\theta - r(X_t, Y_t, \beta)) \geq 1 + \lambda_t(\theta - 1) \geq 0.$$

Now, we will also show that $(M_t(\beta))$ is a supermartingale when H_0^β is true.

$$\begin{aligned} \mathbb{E}[M_t(\beta) \mid \mathcal{F}_{t-1}] &= \mathbb{E}[1 + \lambda_t(\theta - R_t(\beta)) \mid \mathcal{F}_{t-1}] \cdot M_{t-1}(\beta) \\ &= (1 + \lambda_t(\theta - \mathbb{E}[R_t(\beta) \mid \mathcal{F}_{t-1}])) \cdot M_{t-1}(\beta) \leq M_{t-1}(\beta). \end{aligned}$$

The second equality is because λ_t is measurable w.r.t. \mathcal{F}_{t-1} and the last inequality is by $R_t(\beta)$ being independent of \mathcal{F}_{t-1} and $\mathbb{E}[R_t(\beta)] \leq \theta$ being true under H_0^β . Thus, we have our desired result. □

Now, we have a concrete way to derive $(\widehat{\beta}_t)$ that ensures the risk $\rho(\widehat{\beta}_t)$, is controlled at every time step $t \in \mathbb{N}$. However, this requires one to label every example that arrives, i.e., it requires access to entire stream of labels (Y_t) . We will now derive a more label efficient way for constructing $(\widehat{\beta}_t)$.

Remark 1. Ramdas et al. (2022) show that e-processes of the form in (5) characterize the set of admissible e-processes (and hence anytime-valid sequential tests) for testing the mean of bounded random variables. Hence, it is an optimal choice of e-process for our setting, and have been shown to perform better both theoretically and empirically than other sequential tests for bounded random variables (e.g., Hoeffding and empirical-Bernstein based tests (Waudby-Smith and Ramdas, 2023)).

2.1 Active sampling for risk control

Now, we describe active learning for risk control, where an algorithm sees X_t decides whether a label, for the current point, Y_t , should be queried or not. At each step $t \in \mathbb{N}$, the algorithm produces a label policy $q_t : \mathcal{X} \rightarrow [q_t^{\min}, 1]$ based on the observed data (i.e., \mathcal{F}_{t-1}). It then queries the label, Y_t , with probability $q_t(X_t)$ that is lower bounded by a constant, q_t^{\min} . Let L_t be the indicator random variable for whether the t th label is queried, i.e., $L_t \sim \text{Bern}(q_t(X_t))$.

To produce a label efficient method, one would hope to label the most ‘‘impactful’’ data points that result in the largest growth of $M_t(\beta)$ for choices of $\beta \in (0, \widehat{\beta}_t)$, i.e. that are still in consideration for the next $\widehat{\beta}_{t+1}$. For the labeling policies we consider in this paper, we let $q_t^{\min} \in [0, 1]$ be a lower bound on the labeling probability, i.e., $q_t(X_t) \geq q_t^{\min}$ almost surely. Thus, we can derive the following e-process for any sequence of labeling policies (q_t).

$$M_t(\beta) := \prod_{i=1}^t \left(1 + \lambda_i \left(\theta - \frac{L_i}{q_i(X_i)} \cdot R_i(\beta) \right) \right). \quad (6)$$

Proposition 2. *Let (q_t) be a sequence of labeling policies, and (λ_t) be a sequence of betting parameters, and let both sequences be predictable w.r.t. (\mathcal{F}_t) . Then, $(M_t(\beta))$ in (6) is an e-process for all β where H_0^β is true, i.e., where $\rho(\beta) \geq \theta$.*

Proof. The proof of this is similar to that of inverse propensity-weighted e-processes derived in Waudby-Smith et al. (2024). We know that $(M_t(\beta))$ is nonnegative by the support of λ_t being limited:

$$1 + \lambda_t \left(\theta - \frac{L_t}{q_t(X_t)} \cdot R_t(\beta) \right) \geq 1 + \lambda_t (\theta - (q_t^{\min})^{-1}) \geq 0,$$

where the first inequality is by $R_t(\beta) \leq 1$ and $q_t(X_t) \geq q_t^{\min}$, and the second inequality is by $\lambda_t \leq ((q_t^{\min})^{-1} - \theta)^{-1}$. Now, we will also show that $(M_t(\beta))$ is a supermartingale. We first show the following upper bound:

$$\mathbb{E} \left[\frac{L_t}{q_t(X_t)} \cdot R_t(\beta) \mid \mathcal{F}_{t-1} \right] = \mathbb{E} \left[\frac{\mathbb{E}[L_t \mid X_t, \mathcal{F}_{t-1}]}{q_t(X_t)} R_t(\beta) \mid \mathcal{F}_{t-1} \right] = \mathbb{E}[R_t(\beta) \mid \mathcal{F}_{t-1}] \leq \theta. \quad (7)$$

The first equality is by further conditioning on X_t , and the second equality is since L_t is defined to be a Bernoulli random variable with parameter $q_t(X_t)$ when conditioned on X_t and \mathcal{F}_{t-1} . The last inequality is by H_0^β being true. Now, we have that

$$\mathbb{E}[M_t(\beta) \mid \mathcal{F}_{t-1}] = \left(1 + \lambda_t \left(\theta - \mathbb{E} \left[\frac{L_t}{q_t(X_t)} R_t(\beta) \mid \mathcal{F}_{t-1} \right] \right) \right) M_{t-1}(\beta) \leq M_{t-1}(\beta),$$

where the inequality is by (7). Hence, we have shown that $(M_t(\beta))$ is a nonnegative supermartingale, and hence also an e-process, under H_0^β . \square

Theorem 2. *$(\widehat{\beta}_t)$ defined w.r.t. (6) satisfies the anytime-valid risk control guarantee (3).*

This is a result of Proposition 2 and Ville’s inequality, similar to the proof of Theorem 1. Theorem 2 essentially shows that we can still design e-processes by allowing for a probabilistic label policy.

2.2 Variance reduction through prediction

Often, we also have an estimate of the risk we incur, e.g., in the example given for classification, we have an estimated probability distribution over possible outcomes. As a result, we also have an empirical estimate of $\mathbb{E}[r(X, Y, \beta) \mid X = x]$ for each $\beta \in [0, 1]$ that we can use to reduce the variance of our estimate. This is similar to the usage of control variates for improving Monte Carlo estimation (Asmussen and Glynn, 2007, § V.2), and of predictors in the recently formulated prediction-powered inference framework (Angelopoulos et al., 2023). Let $\hat{r}_t : \mathcal{X} \times [0, 1] \rightarrow [0, 1]$ be an estimator of the risk incurred by parameter β conditional on $x \in \mathcal{X}$ for each time step $t \in \mathbb{N}$. (\hat{r}_t is predictable w.r.t. (\mathcal{F}_t)).

Where does \hat{r} come from? We note that often machine learning models have some estimate $\hat{P}(X)$ of the conditional distribution of $Y \mid X$ (e.g, class probabilities, conditional diffusion models, LLMs, etc.). Thus, for any realized covariate x , we can derive use $\mathbb{E}_{Y \sim \hat{P}(x)}[r(X, Y, \beta) \mid X = x]$ from the machine learning model as our choice of $\hat{r}(x, \beta)$. This expectation can either be calculated analytically (as we do in or classification examples in our experiments) or derived using Monte Carlo approximation (for generative models such as LLMs, one can sample from the conditional distribution). In essence, we can obtain a predictor from the very model we are calibrating. Further, we can have a sequence of (\hat{r}_t) — we may update our predictor using new (X_t, Y_t) pairs we receive for calibrating $(\hat{\beta}_t)$ as well.

Now, we define our e-process that utilizes our predictor as follows:

$$M_t(\beta) := \prod_{i=1}^t \left(1 + \lambda_i \left(\theta - \hat{r}_i(X_i, \beta) - \frac{L_i}{q_i(X_i)} \cdot \bar{R}_i(\beta) \right) \right) \text{ where } \bar{R}_i(\beta) := R_i(\beta) - \hat{r}_i(X_i, \beta), \quad (8)$$

and we restrict $\lambda_t \in [0, ((q_t^{\min})^{-1} - \theta)^{-1}]$ (or in other words, $q_t^{\min} \geq \lambda_t / (1 + \lambda_t \theta)$). Note that this e-process recovers the active e-process defined in (6) if we set $\hat{r}_t(\cdot, \beta) = 0$ for all $t \in \mathbb{N}$.

Proposition 3. $(M_t(\beta))$ as defined in (8) is an e-process for H_0^β .

Proof. Since the restriction on (λ_t) ensures $M_t(\beta)$ is nonnegative, to show that $(M_t(\beta))$ is an e-process, it is sufficient to show:

$$\begin{aligned} & \mathbb{E}[\lambda_t(\theta - \hat{r}_t(X_t, \beta) - L_t \cdot q_t(X_t)^{-1} \cdot \bar{R}_t(\beta)) \mid \mathcal{F}_{t-1}] \\ &= \lambda_t(\theta - \mathbb{E}[\hat{r}_t(X_t, \beta) + L_t \cdot q_t(X_t)^{-1} \cdot \bar{R}_t(\beta) \mid \mathcal{F}_{t-1}]) \\ &= \lambda_t(\theta - \mathbb{E}[\hat{r}_t(X_t, \beta) + \mathbb{E}[L_t \cdot q_t(X_t)^{-1} \mid X_t, \mathcal{F}_{t-1}] \cdot \bar{R}_t(\beta) \mid \mathcal{F}_{t-1}]) \\ &= \lambda_t(\theta - \mathbb{E}[\hat{r}_t(X_t, \beta) + \bar{R}_t(\beta) \mid \mathcal{F}_{t-1}]) = \lambda_t(\theta - \mathbb{E}[R_t(\beta) \mid \mathcal{F}_{t-1}]) \leq 0. \end{aligned}$$

The 3rd equality is by definition of L_t , the last equality by the definition of \bar{R}_t , and the last inequality is due to H_0^β being true. \square

The role of $\hat{r}_t(X_t, \beta)$ is to accurately predict $R_t(\beta)$. Bad predictions can increase the variance of $\bar{R}_r(\beta)$ and lead to slower growth of $M_t(\beta)$, but do not compromise the risk control guarantee. On

the other hand, accurate predictions, which come from pretrained models, decrease variance and improve the growth of $M_t(\beta)$. We characterize the optimal predictor (Proposition 4) and relate the accuracy of a predictor to its effect on the e-process (Theorem 3) in the next section.

3 Optimal labeling policies

Since the goal of having an active labeling policy is to label fewer data points, one reasonable way of doing this is to maximize the growth rate of our e-process ($M_t(\beta)$) defined in (8). Define the following function, for some $\beta \in [0, 1]$, of a labeling policy q , predictor \hat{r} , and betting parameter λ where we let $L \sim \text{Bern}(q(X))$ and $(X, Y) \sim \mathcal{P}^*$:

$$G^\beta(q, \hat{r}, \lambda) := \log \left(1 + \lambda \left(\theta - \hat{r}(X, \beta) - \frac{L}{q(X)} \bar{R}(\beta) \right) \right) \text{ where } \bar{R}(\beta) := r(X, Y, \beta) - \hat{r}(X, \beta).$$

Define the *growth rate* at the t th step of ($M_t(\beta)$) as $G_t^\beta := \mathbb{E}[G_t^\beta(q_t, \hat{r}_t, \lambda_t)]$, where we let G_t^β be identical to G_t but with X and Y replaced with X_t and Y_t , respectively. It is a standard notion of power or sample efficiency for e-processes. Typically, our goal when designing an e-process based test is to maximize such a metric, i.e., we want our e-process to be log-optimal (Grünwald et al., 2024; Waudby-Smith and Ramdas, 2023; Larsson et al., 2024). Log-optimality is also called the Kelly criterion in finance (Kelly, 1956) and it is known that maximizing the growth rate of a process is equivalent to minimizing the expected time for the process to exceed a threshold, i.e., for our sequential test to reject a value of β , in the limit as the threshold approaches infinity (Breiman, 1961). Thus, in an asymptotic sense, maximizing the growth rate is equivalent to minimizing the expected time for rejection. Our goal is to maximize the growth rate while having a constraint on the number of labels we can produce.

Let $B \in [0, 1]$ be the constraint on our labeling budget, i.e., we label, in expectation, a B fraction of all data points that we receive. To achieve both of these goals, we wish to choose q_t , \hat{r}_t , and λ_t that are the solutions to the following optimization problem:

$$\max_{q, \hat{r}, \lambda} \mathbb{E}_{L \sim q(X)} [G^\beta(q, \hat{r}, \lambda)] \text{ s.t. } \mathbb{E}[q(X)] \leq B.$$

Since solving the above optimization problem is analytically difficult, one can instead maximize a lower bound on the expected growth (Shekhar et al., 2023; Podkopaev et al., 2023; Podkopaev and Ramdas, 2023):

$$\begin{aligned} \hat{G}^\beta(q, \hat{r}, \lambda) &:= \lambda \left(\theta - \hat{r}(X, \beta) - \frac{L}{q(X)} \bar{R}(\beta) \right) - \lambda^2 \left(\theta - \hat{r}(X, \beta) - \frac{L}{q(X)} \bar{R}(\beta) \right)^2 \\ &\leq G^\beta(q, \hat{r}, \lambda), \end{aligned} \tag{9}$$

which holds when $\lambda \in [0, (2(q^{\min})^{-1} - 2\theta)^{-1}]$, where $q^{\min} := \inf_{x \in \mathcal{X}} q(x)$. We can further simplify. We can use the lower bound in (9) to formulate the following optimization problem.

$$\max_{q, \hat{r}, \lambda} \mathbb{E} \left[\hat{G}^\beta(q, \hat{r}, \lambda) \right] \text{ s.t. } \mathbb{E}[q(X)] \leq B \tag{10}$$

Let (q^*, r^*, λ^*) be the tuple that is the solution to (10). We can analytically show what r^* is.

Proposition 4. The optimal predictor r^* in the solution to (10) is $r^*(x, \beta) = \mathbb{E}[r(X, Y, \beta) \mid X = x]$ for each $x \in \mathcal{X}$.

We defer the proof to Section 5.1. The optimal choice of q^* has the following formulation.

Proposition 5. If we fix \hat{r} and λ , the solution to the optimization problem in (10) is given by q_β^* where $q_\beta^*(x) \propto \sqrt{\mathbb{E}[\bar{R}(\beta)^2 \mid X = x]}$ for each $x \in \mathcal{X}$ if such a q_β^* exists.

We defer the proof to Section 5.2. Let $\sigma_\beta(x) := \sqrt{\mathbb{V}[r(X, Y, \beta) \mid X = x]}$ be the conditional standard deviation of $r(X, Y, \beta)$. Now, we can argue that the solution to the optimization problem on the growth rate lower bound in (10) has the following characterization.

Corollary 1. The optimal choice of q_β^* and λ^* that solves (10) is

$$q_\beta^*(x) := \frac{\sigma_\beta(x)}{\mathbb{E}[\sigma_\beta(X)]} \cdot B, \quad \lambda^* := \frac{\theta - \rho(\beta)}{2((\theta - \rho(\beta))^2 + \mathbb{E}[\sigma_\beta(X)]^2 \cdot B^{-1} + \mathbb{V}[r(X, Y, \beta)])}$$

if $q_\beta^*(x) \in [0, 1]$ for all $x \in \mathcal{X}$, and $\lambda^* \leq (2(\inf_{x \in \mathcal{X}} q_\beta^*(x))^{-1} - 2\theta)^{-1}$. The resulting growth rate has the following lower bound:

$$\mathbb{E}[G_t^\beta(q^*, r^*, \lambda^*)] \geq \mathbb{E}[\widehat{G}_t^\beta(q^*, r^*, \lambda^*)] = \frac{(\theta - \rho(\beta))^2}{4((\theta - \rho(\beta))^2 + \mathbb{E}[\sigma_\beta(X)]^2 \cdot B^{-1} + \mathbb{V}[r(X, Y, \beta)])}$$

We can show this is true as a consequence of Proposition 4, Proposition 5, and solving the quadratic equation that arises for the growth rate to derive the optimal choice of λ^* . Further, we note that we can define regret of a sequence (λ_t) compared to λ^* on \widehat{G}_t^β as follows.

Definition 3. The \widehat{G}_t^β -regret at the t th step of a sequence of betting parameters (λ_t) for a risk upper bound $\theta \in [0, 1]$, and a sequence of labeling policies (q_t) and predictors (\hat{r}_t) where $q_t(x) \geq \varepsilon > 0$ for all $x \in \mathcal{X}$ and $t \in \mathbb{N}$ almost surely is defined as follows:

$$\text{Reg}_t := \max_{\lambda \in [0, (2\varepsilon^{-1} - 2\theta)^{-1}]} \sum_{i=1}^t \mathbb{E}[\widehat{G}_i^\beta(q_i, \hat{r}_i, \lambda) \mid \mathcal{F}_{i-1}] - \mathbb{E}[\widehat{G}_t^\beta(q_t, \hat{r}_t, \lambda_t) \mid \mathcal{F}_{t-1}].$$

Since $\widehat{G}_t^\beta(q, \hat{r}, \lambda)$ is exp-concave in λ , existing online learning algorithms such as Online Newton Step (ONS) (Cutkosky and Orabona, 2018) can get $o(T)$ regret guarantees, which means that the growth rate of (λ_t) averaged over time will approach (or exceed) the optimal growth rate under λ^* . For simplicity of analysis, we make the following assumption about the labeling probability of the optimal policy, q_β^* .

Assumption 2. Let $\varepsilon > 0$ be a positive constant. Assume that $q_\beta^*(x) \geq \varepsilon$ for each $x \in \mathcal{X}$.

The lower bound in the above assumption is an analog of the propensity score lower bound on optimal policies for adaptive experimentation which are needed for performing valid inference in that setting (Kato et al., 2021; Cook et al., 2024). Further, do not need this to hold on every β , since we are not necessarily interested in log-optimality w.r.t. fringe β that are quite far away from β^* — in practice having this assumption hold for values of β near β^* suffices to develop an estimator $\widehat{\beta}$ that shrinks toward β^* quickly. Now, we describe how much the growth rates deviates based on how well q^* and r^* are estimated.

Theorem 3. Let (λ_t) be a sequence with \widehat{G}^β -regret (Reg_t) and (q_t) and (\widehat{r}_t) are sequences of labeling policies and predictors that are all predictable w.r.t. (\mathcal{F}_t) . For a positive constant $\varepsilon > 0$, let $q_t(x) \geq \varepsilon > 0$ for each $t \in \mathbb{N}$ and $x \in \mathcal{X}$ almost surely. Under Assumption 2 for the same ε , the following bound holds:

$$\sum_{i=1}^t \mathbb{E}[\widehat{G}_t^\beta(q^*, r^*, \lambda^*) - \widehat{G}_t^\beta(q_t, \widehat{r}_t, \lambda_t)] \leq \text{Reg}_t + \sum_{i=1}^t O(\mathbb{E}[|q(X_t) - q_\beta^*(X_t)|] + \mathbb{E}[(\widehat{r}_t(X_t) - r^*(X_t, \beta))^2]).$$

We defer the proof to Section 5.3. The proof idea follows a similar idea that of the regret bound in Kato et al. (2021) for deriving an estimator that is close to the optimal estimator for the average treatment effect in an adaptive experimentation setup. Theorem 3 relates the estimation error of $q_\beta^*(x)$ and $r^*(x, \beta)$ to how quickly β will be deemed “safe”. Hence, if we have good estimates of those quantities, then we can produce an estimates $(\widehat{\beta}_t)$ that are small and close to β^* while remaining safe. We will now describe some practical methods for calculating q_t and \widehat{r}_t .

4 Experiments

We use PyTorch to model our (q_t) and (\widehat{r}_t) , and we use the following methods to formulate them.¹

1. **Baseline labeling policies.** We have baseline labeling policies of labeling all data that arrives, and a policy that just randomly samples B proportion of samples to label — these are denoted respectively as “all” and “oblivious”.
2. **Pretrain:** We derive an estimate of r^* from a pretrained machine learning model, $\widehat{r}^{\text{pretr}}$, to be our choice of predictor for all time steps. We also derive an estimate of $\sigma(x, \beta)$, $\widehat{\sigma}^{\text{pretr}}(x, \beta)$, from the pretrained model. We also learn a sequence of normalizing constants (C_t) s.t. the budget is satisfied. Our labeling policy in this case is $q_t(x) = \widehat{\sigma}(x, \widehat{\beta}_{t-1})/C_t$, where we want to optimize our policy for the previous best bound on β^* , $\widehat{\beta}_{t-1}$. We denote this method as “pretrain”.
3. **Estimating q_β^* and r^* :** We learn sequences of models $(\widehat{\sigma}_t^{\text{plugin}})$ and $(\widehat{r}_t^{\text{plugin}})$ using the labeled data points. We preprocess the outputs from $\widehat{\sigma}^{\text{pretr}}$ and $\widehat{r}^{\text{pretr}}$ to use as the input features to these models, respectively. Each of these sequences of models are then updated at every step. We also similarly learn a sequence of normalization constants (C_t) for deriving the final labeling policy (q_t) .

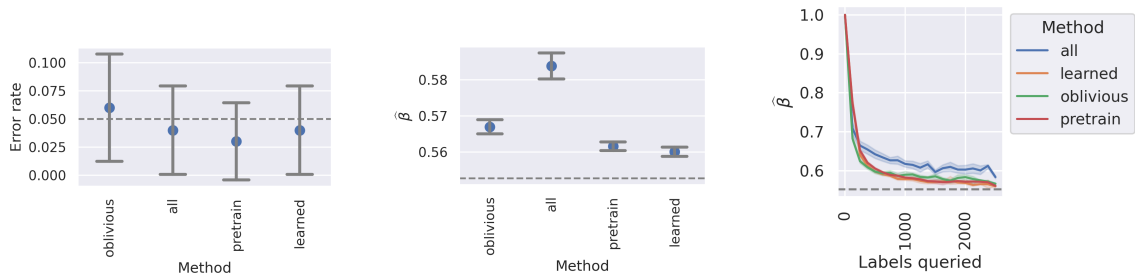
We provide more details on how are methods are formulated in Appendix A. We run all our experiments on a 48-core CPU on the Azure platform, after using a GPU to precompute the predictions made by neural network models. We set $\theta = 0.1$, $\alpha = 0.05$, and $B = 0.3$ for all our experiments.

4.1 Numerical simulations

We have a simple data generating process of sampling $P_t \sim \text{Uniform}[0, 1]$ and let $Y_t \mid X_t \sim \text{Bern}(X_t)$. This simulates the setting we have with our real data where we have an accurate pretrained

¹Code at github.com/neilzxu/active-rcps

classifier that have a probability estimate of Y_t of being 0 or 1. We let our covariates $X_t = P_t$. As a result, our risk function is the false positive rate $r_{\text{FPR}}(X, Y, \beta) := \mathbf{1}\{X \geq \beta, Y = 0\}$. We run 100 trials where each trial runs until 2500 labels are queried. We compare our methods based on their label efficiency, i.e., how close is $\hat{\beta}_t$ to $\beta^* = 1 - \sqrt{2\alpha}$ after a set number of queried labels. In Figure 2, we plot the average $\hat{\beta}_t$ reached after a given number of labels queried across trials. The shaded areas denotes pointwise 95% confidence intervals on the uncertainty of the average estimate. We can see that the “pretrain” and “learned” methods outperform both the “all” and “oblivious” strategies uniformly numbers across labels queried. In Figure 2a, we show the average rate of safety violations, i.e., the average proportion of trials that $\hat{\beta}_t$ was unsafe and $\rho(\hat{\beta}_t) > \theta$ at any time step. We can see that all methods control the desired safety violation rate at the predetermined level α .



(a) Average rate of safety violations $\hat{\beta}_t$. (b) Average final value of $\hat{\beta}_t$ (lower is better). (c) Average $\hat{\beta}_t$ vs. labels queried (lower is better).

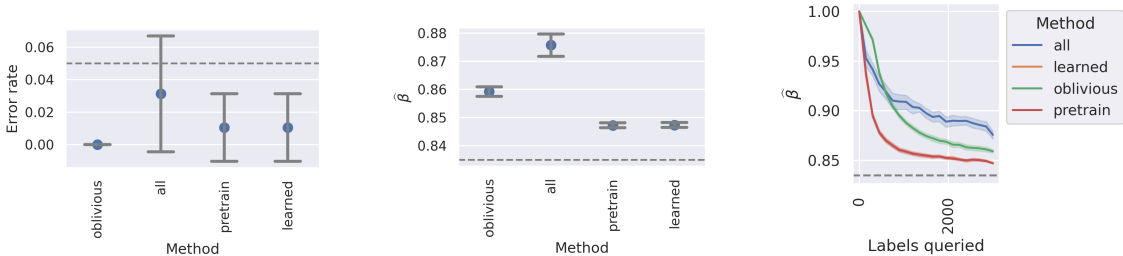
Figure 2: Experimental results for different methods for our numerical simulation setup. We can see that “pretrain” and “learned” perform better by getting lower average $\hat{\beta}_t$ uniformly across number of labels queried — the dotted line in Figures 2b and 2c is $\beta^* = 0.5578$. Each method also has low safety violation rate, i.e., is below the dotted line of $\alpha = 0.05$ in Figure 2a.

4.2 Imagenet

We also evaluate our methods on the Imagenet dataset (Deng et al., 2009), and we used the pretrained neural network classifiers from Bates et al. (2024) to provide estimates of the class probabilities.

Since Imagenet is a classification task with label support on $\mathcal{Y} = [1000]$, our goal is to ensure that the miscoverage rate of the true class is controlled. We follow the same setup as described in the introduction, i.e., with our risk measure r specified according to (1). For Imagenet, we reshuffle our dataset for each trial, and run each method till we have queried 3000 labels.

In Figure 3, we plot the average $\hat{\beta}_t$ across trials. Once again, we can see that the “pretrain” and “learned” methods outperform both the “all” and “oblivious” strategies here as well. On Imagenet the average safety violation rate is also controlled as well under the predetermined level of $\alpha = 0.05$.



(a) Average rate of safety violations $\hat{\beta}_t$.

(b) Average final value of $\hat{\beta}_t$ (lower is better).

(c) Average $\hat{\beta}_t$ vs. labels queried (lower is better).

Figure 3: Experimental results for different methods on Imagenet. Again, we see that “pretrain” and “learned” are the best performing, and they have very similar performance and hence overlap in Figure 3c. Here, $\beta^* = 0.8349$, and is delineated by the dotted line in Figures 3b and 3c. Again, each method also has low safety violation rate, i.e., is below the dotted line of $\alpha = 0.05$ in Figure 3a.

5 Omitted proofs

Proofs that have been deferred from the main body of the paper are contained here.

5.1 Proof of Proposition 4

We can rewrite the objective in the following way:

$$\begin{aligned} \mathbb{E}[\hat{G}(q, \hat{r}, \lambda)] &= \mathbb{E} \left[\lambda \left(\theta - \hat{r}(X, \beta) - \frac{L}{q(X)} \bar{R}(\beta) \right) - \lambda^2 \left(\theta - \hat{r}(X, \beta) - \frac{L}{q(X)} \bar{R}(\beta) \right)^2 \right] \\ &= \lambda (\theta - \rho(\beta)) - \lambda^2 \left((\theta - \rho(\beta))^2 + \mathbb{V} \left[\hat{r}(X, \beta) + \frac{L}{q(X)} \bar{R}(\beta) \right] \right) \end{aligned} \quad (11)$$

Maximizing (11) is the same as minimizing the following equivalent expressions:

$$\begin{aligned} &\mathbb{V} \left[\hat{r}(X, \beta) + \frac{L}{q(X)} \bar{R}(\beta) \right] \\ &= \mathbb{E} \left[\mathbb{V} \left[\hat{r}(X, \beta) + \frac{L}{q(X)} \bar{R}(\beta) \mid X \right] \right] + \mathbb{V} \left[\mathbb{E} \left[\hat{r}(X, \beta) + \frac{L}{q(X)} \bar{R}(\beta) \mid X \right] \right] \\ &= \mathbb{E} \left[\mathbb{V} \left[\frac{L}{q(X)} \bar{R}(\beta) \mid X \right] \right] + \mathbb{V}[R(\beta)] \\ &= \mathbb{E} \left[\mathbb{E} \left[\frac{\bar{R}(\beta)^2}{q(X)} \mid X \right] - \mathbb{E}[\bar{R}(\beta) \mid X]^2 \right] + \mathbb{V}[R(\beta)] \\ &= \left(\int \left(\frac{\mathbb{E}[\bar{R}(\beta)^2 \mid X = x]}{q(x)} - \mathbb{E}[\bar{R}(\beta) \mid X = x]^2 \right) p(x) dx \right) + \mathbb{V}[R(\beta)], \end{aligned} \quad (12)$$

where we derive the 1st equality from the law of total variance, and the 2nd equality from the fact that $\hat{r}(X, \beta)$ is fixed given X .

Since the only term that \hat{r} affects is the integral term in (12), we can choose each $\hat{r}(x, \beta)$ for each $x \in \mathcal{X}$ to minimize the following:

$$\begin{aligned}
& \frac{\mathbb{E}[\bar{R}(\beta)^2 | X = x]}{q(x)} - \mathbb{E}[\bar{R}(\beta) | X = x]^2 \\
&= \frac{\mathbb{E}[(r(X, Y, \beta) - \hat{r}(x, \beta))^2 | X = x]}{q(x)} - (\mathbb{E}[r(X, Y, \beta) | X = x] - \hat{r}(x, \beta))^2 \\
&= \frac{\mathbb{E}[r(X, Y, \beta)^2 | X = x]}{q(x)} - \mathbb{E}[r(X, Y, \beta) | X = x]^2 \\
&\quad - \left(\frac{1}{q(x)} - 1 \right) (2\mathbb{E}[r(X, Y, \beta) | X = x]\hat{r}(x, \beta) - \hat{r}(x, \beta)^2) \tag{13}
\end{aligned}$$

If we remove the constants (i.e., terms unaffected by $\hat{r}(x, \beta)$), and note that $q(x)^{-1} - 1 > 0$, we get that minimizing (13) is equivalent to minimizing

$$2\mathbb{E}[r(X, Y, \beta) | X = x]\hat{r}(x, \beta) - \hat{r}(x, \beta)^2.$$

This is equivalent to minimizing the squared error, i.e., $(\mathbb{E}[r(X, Y, \beta) | X = x] - \hat{r}(x, \beta))^2$, which means that $r^*(x, \beta) = \mathbb{E}[r(X, Y, \beta) | X = x]$, which gets us our desired result.

5.2 Proof of Proposition 5

Since we have shown that maximizing (10) is equivalent to minimizing (12), we can isolate the terms that change with q and see that we are looking for the solution to the following optimization problem:

$$\begin{aligned}
& \min_q \int \frac{p(x)}{q(x)} \mathbb{E}[\bar{R}(\beta)^2 | X = x] dx \\
& \text{s.t. } \int p(x)q(x) dx \leq B.
\end{aligned}$$

We can define $\varphi(x) := p(x)q(x)$ rewrite this as

$$\begin{aligned}
& \min_{\varphi} \int \frac{p(x)^2}{\varphi(x)} \mathbb{E}[\bar{R}(\beta)^2 | X_i = x] dx \\
& \text{s.t. } \int \varphi(x) dx \leq B.
\end{aligned}$$

Assume we can define a valid q_{β}^* where $q_{\beta}^*(x) \in [0, 1]$ for each $x \in \mathcal{X}$ that satisfies the following conditions:

$$\begin{aligned}
\varphi(x) &\propto p(x) \sqrt{\mathbb{E}[\bar{R}(\beta)^2 | X = x]} \\
q_{\beta}^*(x) &\propto \sqrt{\mathbb{E}[\bar{R}(\beta)^2 | X = x]}.
\end{aligned}$$

Explicitly, we define q_{β}^* as follows:

$$q_{\beta}^*(x) = \frac{\sqrt{\mathbb{E}[\bar{R}(\beta)^2 | X = x]}}{\mathbb{E}[\sqrt{\mathbb{E}[\bar{R}(\beta)^2 | X = x]}}} \cdot B.$$

One can show its optimality by considering some other labeling policy q' where $\mathbb{E}[q'(X)] = B$ (we use a similar proof technique from importance sampling Owen (2013, § 9.1)). Now, let $\varphi^*(x) := p(x)q_\beta^*(x)$ and $\varphi'(x) = p(x)q'(x)$

$$\begin{aligned}
& \int \frac{p(x)^2}{\varphi^*(x)} \mathbb{E}[\bar{R}(\beta)^2 \mid X_i = x] dx \\
&= \mathbb{E} \left[\sqrt{\mathbb{E}[\bar{R}(\beta)^2 \mid X = x]} \right] \int \frac{p(x)}{B} \cdot \sqrt{\mathbb{E}[\bar{R}(\beta)^2 \mid X_i = x]} dx \\
&= \mathbb{E} \left[\sqrt{\mathbb{E}[\bar{R}(\beta)^2 \mid X = x]} \right]^2 \cdot B^{-1} \\
&= \left(\int \frac{p(x)}{\varphi'(x)} \cdot \varphi'(x) \cdot \sqrt{\mathbb{E}[\bar{R}(\beta)^2 \mid X = x]} dx \right)^2 \cdot B^{-1} \\
&= B \cdot \left(\int \frac{p(x)}{\varphi'(x)} \cdot \frac{\varphi'(x)}{B} \cdot \sqrt{\mathbb{E}[\bar{R}(\beta)^2 \mid X = x]} dx \right)^2 \\
&\leq \int \frac{p(x)^2}{\varphi'(x)} \mathbb{E}[\bar{R}(\beta)^2 \mid X = x] dx,
\end{aligned}$$

where the last line is by Cauchy-Schwarz, since $\varphi'(x)/B$ is a valid p.d.f. Hence, we have shown our desired result.

5.3 Proof of Theorem 3

By definition of Reg_t , we know that

$$\sum_{i=1}^t \mathbb{E}[\widehat{G}^\beta(q_i, \widehat{r}_i, \lambda^*)] - \mathbb{E}[\widehat{G}^\beta(q_t, \widehat{r}_t, \lambda_i)] \leq \text{Reg}_t$$

by taking an expectation over \mathcal{F}_{i-1} for each term in the summation. Hence, what remains to be shown is the following:

$$\begin{aligned}
& \sum_{i=1}^t \mathbb{E}[\widehat{G}^\beta(q^*, r^*, \lambda^*)] - \mathbb{E}[\widehat{G}^\beta(q_t, \widehat{r}_t, \lambda^*)] \\
&\leq \sum_{i=1}^t O(\mathbb{E}[|q_t(X_t) - q_\beta^*(X_t)|]) + O(\mathbb{E}[(\widehat{r}_t(X_t, \beta) - r^*(X_t, \beta))^2]) \tag{14}
\end{aligned}$$

Let $\bar{R}_t(\beta) := r(X, Y, \beta) - \widehat{r}_t(X, \beta)$ and $\bar{R}^*(\beta) := r(X, Y, \beta) - r^*(X, \beta)$. We first note the following identity using (12):

$$\begin{aligned}
& \mathbb{E}[\widehat{G}^\beta(q^*, r^*, \lambda^*)] - \mathbb{E}[\widehat{G}^\beta(q_t, \widehat{r}_t, \lambda^*)] \\
&= (\lambda^*)^2 \left(\mathbb{E} \left[\mathbb{V} \left[\widehat{r}_t(X, \beta) - \frac{L}{q_t(X)} \bar{R}_t(\beta) \mid \mathcal{F}_{t-1} \right] - \mathbb{V} \left[r^*(X, \beta) - \frac{L}{q_\beta^*(X)} \bar{R}^*(\beta) \right] \right] \right)
\end{aligned}$$

Now, we make the following derivations for the difference between the variance (\mathbb{V}) terms:

$$\begin{aligned}
& \mathbb{V} \left[\widehat{r}_t(X, \beta) - \frac{L}{q_t(X)} \bar{R}_t(\beta) \mid \mathcal{F}_{t-1} \right] - \mathbb{V} \left[r^*(X, \beta) - \frac{L}{q_\beta^*(X)} \bar{R}^*(\beta) \right] \\
&= \int \left(\frac{\mathbb{E}[\bar{R}_t(\beta)^2 \mid X = x]}{q_t(x)} - \frac{\mathbb{E}[\bar{R}^*(\beta)^2 \mid X = x]}{q_\beta^*(x)} - \mathbb{E}[\bar{R}_t(\beta) \mid X = x]^2 \right) \cdot p(x) dx \\
&= \int \left(\frac{(q_\beta^*(x) - q_t(x))\mathbb{V}[r(X, Y, \beta) \mid X = x] + q_\beta^*(x)(1 - q_t(x))(\widehat{r}_t(x) - r^*(x, \beta))^2}{q_t(x)q_\beta^*(x)} \right) \cdot p(x) dx \\
&\leq \int \left((q_\beta^*(x) - q_t(x)) + (\widehat{r}_t(x) - r^*(x, \beta))^2 \right) \cdot \frac{p(x)}{\varepsilon} dx \\
&\leq O(\mathbb{E}[|q_\beta^*(X_t) - q_t(X_t)| \mid \mathcal{F}_{t-1}] + \mathbb{E}[(\widehat{r}_t(X_t) - r^*(X_t, \beta))^2 \mid \mathcal{F}_{t-1}]). \tag{15}
\end{aligned}$$

The 1st equality is by substituting in the identity from (12). The 1st inequality is a result of $\mathbb{V}[r(X, Y, \beta) \mid X = x] \leq \frac{1}{4}$, since $r(X, Y, \beta) \in [0, 1]$, and $q_\beta^*(x), q_t(x) \in [\varepsilon, 1]$ almost surely. The 2nd inequality is by upper bounding $q_\beta^*(x) - q_t(x)$ by its absolute value.

Now, if we plug (15) into (14), take the expectation over \mathcal{F}_{t-1} , and take the summation over t , we get our desired result.

6 Additional related work

Casgrain et al. (2024) provide anytime-valid sequential tests for identifiable functions, which result in similar hypotheses being tested as this paper albeit with equality instead of equality. They, in addition to other recent work (Podkopaev et al., 2023; Podkopaev and Ramdas, 2023; Shekhar and Ramdas, 2024), using regret bounds for betting-based e-processes to show either derivations for the growth rate of a betting strategy w.r.t. to the optimal growth rate. However, none of these settings incorporate the ability to perform adaptive sampling or inverse propensity weights. Prior work in anytime-valid inference have included inverse propensity weights have been for off policy evaluation (Waudby-Smith et al., 2024), adaptive experimentation (Cook et al., 2024), or estimating the weighted mean of a finite population (Shekhar et al., 2023). However, none of these works explicitly characterize deviation in the sampling policy away from the optimal sampling policy ultimately affects the growth rate as we do in Theorem 3.

Our analysis of power and regret for our algorithm is quite similar to methods in adaptive experimentation for average treatment effect estimation (Hahn et al., 2011; Kato et al., 2021) that attempt to derive a no regret treatment policy and outcome regressor that produces an estimator with a variance that approaches the variance of the optimal estimator. Unlike the adaptive experimentation setting, however, we have an additional label budget constraint on our formulation that results in a different optimal policy.

7 Conclusion, limitations, and future work

We have shown that we can extend the RCPS formulation to be anytime-valid, and retain validity and increase label efficiency in an active learning setting. We use the theory of betting and e-processes to develop this framework and show it is verifiably safe, and we verified this with our experimental results. We have primarily considered the i.i.d. setting here for anytime-valid calibration, and one key area in which one can extend this line of work is to account for distribution shift during test time. The empirical Bernstein supermartingales in Waudby-Smith et al. (2024) can likely be used to extend our framework control risk in an average sense, but stronger guarantees could be made about the provided risk control if more realistic assumptions are made about the nature of the distribution (e.g., covariate shift, label shift, etc). It may also be possible extend a notion of adaptive conformal inference (ACI) (Gibbs and Candès, 2021; Gibbs and Candès, 2024) to anytime-valid risk control. Another limitation of this work is the bounded label policy assumption (i.e., Assumption 2) and existence assumption in Proposition 5. We believe that more careful analysis can get rid of these assumptions in future work.

References

- A. N. Angelopoulos, A. P. Kohli, S. Bates, M. I. Jordan, J. Malik, T. Alshaabi, S. Upadhyayula, and Y. Romano. Image-to-Image Regression with Distribution-Free Uncertainty Quantification and Applications in Imaging. In *International Conference on Machine Learning*, 2022.
- A. N. Angelopoulos, S. Bates, C. Fannjiang, M. I. Jordan, and T. Zrnic. Prediction-powered inference. *Science*, 382(6671):669–674, 2023.
- S. Asmussen and P. W. Glynn. *Stochastic Simulation: Algorithms and Analysis*. Stochastic Modelling and Applied Probability. Springer, New York, 1 edition, 2007.
- S. Bates, A. Angelopoulos, L. Lei, J. Malik, and M. Jordan. Distribution-free, Risk-controlling Prediction Sets. *Journal of the ACM*, 68(6):43:1–43:34, 2024.
- L. Breiman. Optimal Gambling Systems for Favorable Games. *Proceedings of the Fourth Berkeley Symposium on Mathematical Statistics and Probability, Volume 1: Contributions to the Theory of Statistics*, pages 65–79, 1961.
- P. Casgrain, M. Larsson, and J. Ziegel. Sequential testing for elicitable functionals via supermartingales. *Bernoulli*, 30(2):1347–1374, 2024.
- T. Cook, A. Mishler, and A. Ramdas. Semiparametric Efficient Inference in Adaptive Experiments. In *Conference on Causal Learning and Reasoning*, 2024.
- A. Cutkosky and F. Orabona. Black-Box Reductions for Parameter-free Online Learning in Banach Spaces. In *Conference On Learning Theory*, 2018.

- J. Deng, W. Dong, R. Socher, L.-J. Li, K. Li, and L. Fei-Fei. Imagenet: A large-scale hierarchical image database. In *IEEE Conference on Computer Vision and Pattern Recognition*, 2009.
- A. M. Flores, F. Demsas, N. J. Leeper, and E. G. Ross. Leveraging Machine Learning and Artificial Intelligence to Improve Peripheral Artery Disease Detection, Treatment, and Outcomes. *Circulation Research*, 128(12):1833–1850, 2021.
- I. Gibbs and E. Candes. Adaptive Conformal Inference Under Distribution Shift. In *Neural Information Processing Systems*, 2021.
- I. Gibbs and E. Candès. Conformal Inference for Online Prediction with Arbitrary Distribution Shifts. *Journal of Machine Learning Research*, 25(162):1–36, 2024.
- P. Grünwald, R. de Heide, and W. Koolen. Safe Testing. *Journal of the Royal Statistical Society: Series B (Statistical Methodology)*, 2024.
- J. Hahn, K. Hirano, and D. Karlan. Adaptive Experimental Design Using the Propensity Score. *Journal of Business & Economic Statistics*, 29(1):96–108, 2011.
- L. Hanu and Unitary team. Detoxify. Github. <https://github.com/unitaryai/detoxify>, 2020.
- H. Huang, S. Sharma, A. Loquercio, A. Angelopoulos, K. Goldberg, and J. Malik. Conformal Policy Learning for Sensorimotor Control Under Distribution Shifts. In *IEEE International Conference on Robotics and Automation*, 2024.
- M. Kato, T. Ishihara, J. Honda, and Y. Narita. Efficient Adaptive Experimental Design for Average Treatment Effect Estimation. arXiv:2002.05308, 2021.
- J. L. Kelly. A New Interpretation of Information Rate. *The Bell System Technical Journal*, page 10, 1956.
- M. Larsson, A. Ramdas, and J. Ruf. The numeraire e-variable and reverse information projection. arXiv:2402.18810, 2024.
- J. Lekeufack, A. N. Angelopoulos, A. Bajcsy, M. I. Jordan, and J. Malik. Conformal Decision Theory: Safe Autonomous Decisions from Imperfect Predictions. In *IEEE International Conference on Robotics and Automation*, 2024.
- T. Markov, C. Zhang, S. Agarwal, F. E. Nekoul, T. Lee, S. Adler, A. Jiang, and L. Weng. A Holistic Approach to Undesired Content Detection in the Real World. *AAAI Conference on Artificial Intelligence*, 2023.
- F. Orabona and T. Tommasi. Training Deep Networks without Learning Rates Through Coin Betting. In *Neural Information Processing Systems*, 2017.
- A. B. Owen. *Monte Carlo theory, methods and examples*. <https://artowen.su.domains/mc/>, 2013.

- A. Podkopaev and A. Ramdas. Sequential Predictive Two-Sample and Independence Testing. In *Neural Information Processing Systems*, 2023.
- A. Podkopaev, P. Blöbaum, S. Kasiviswanathan, and A. Ramdas. Sequential Kernelized Independence Testing. In *International Conference on Machine Learning*, 2023.
- V. Quach, A. Fisch, T. Schuster, A. Yala, J. H. Sohn, T. S. Jaakkola, and R. Barzilay. Conformal Language Modeling. In *International Conference on Learning Representations*, 2024.
- A. Ramdas, J. Ruf, M. Larsson, and W. Koolen. Admissible anytime-valid sequential inference must rely on nonnegative martingales. arXiv:2009.03167, 2022.
- A. Ramdas, P. Grünwald, V. Vovk, and G. Shafer. Game-Theoretic Statistics and Safe Anytime-Valid Inference. *Statistical Science*, 38(4):576–601, 2023.
- L. Saba, S. S. Sanagala, S. K. Gupta, V. K. Koppula, A. M. Johri, N. N. Khanna, S. Mavrogeni, J. R. Laird, G. Pareek, M. Miner, P. P. Sfikakis, A. Protogerou, D. P. Misra, V. Agarwal, A. M. Sharma, V. Viswanathan, V. S. Rathore, M. Turk, R. Kolluri, K. Viskovic, E. Cuadrado-Godia, G. D. Kitas, N. Sharma, A. Nicolaides, and J. S. Suri. Multimodality carotid plaque tissue characterization and classification in the artificial intelligence paradigm: A narrative review for stroke application. *Annals of Translational Medicine*, 9(14):1206, 2021.
- G. Shafer. Testing by betting: A strategy for statistical and scientific communication. *Journal of the Royal Statistical Society: Series A (Statistics in Society)*, 184(2):407–431, 2021.
- S. Shekhar and A. Ramdas. Nonparametric Two-Sample Testing by Betting. *IEEE Transactions on Information Theory*, 70(2):1178–1203, 2024.
- S. Shekhar, Z. Xu, Z. Lipton, P. Liang, and A. Ramdas. Risk-limiting financial audits via weighted sampling without replacement. In *Conference on Uncertainty in Artificial Intelligence*, 2023.
- J. Ville. *Étude Critique de la Notion de Collectif*. PhD thesis, University of Paris, Paris, 1939.
- I. Waudby-Smith and A. Ramdas. Estimating means of bounded random variables by betting. *Journal of the Royal Statistical Society Series B (Statistical Methodology)*, 2023.
- I. Waudby-Smith, L. Wu, A. Ramdas, N. Karampatziakis, and P. Mineiro. Anytime-valid off-policy inference for contextual bandits. *ACM / IMS Journal of Data Science*, 2024.
- J. Wu, J. Xin, X. Yang, J. Sun, D. Xu, N. Zheng, and C. Yuan. Deep morphology aided diagnosis network for segmentation of carotid artery vessel wall and diagnosis of carotid atherosclerosis on black-blood vessel wall MRI. *Medical Physics*, 46(12):5544–5561, 2019.
- T. Zrnic and E. J. Candès. Active Statistical Inference. In *International Conference on Machine Learning*, 2024.

A Experiment details

In this section, we discuss additional details about how we implement our methods described in Section 4.

A.1 Formulation of the labeling policy

For the “pretrain” policy, we use an estimate of the conditional mean and variance derived from s .

$$\begin{aligned}\widehat{r}^{\text{pretr}}(x, \beta) &:= \sum_{y \notin C(x, \beta)} s^y(x), \\ \widehat{\sigma}^{\text{pretr}}(x, \beta) &:= \sqrt{\widehat{r}^{\text{pretr}}(x, \beta) \cdot (1 - \widehat{r}^{\text{pretr}}(x, \beta))}.\end{aligned}$$

These estimates may not be accurate, but might still represent a reasonable partitioning of the feature space where $\sigma(x, \beta)$ and $r^*(x, \beta)$ are similar. Hence, for $\widehat{\sigma}_t^{\text{plugin}}$ and $\widehat{r}_t^{\text{plugin}}$, we model them as linear regression models where inputs are a binning of $\widehat{r}^{\text{pretr}}(x, \beta)$ and $\widehat{\sigma}^{\text{pretr}}(x, \beta)$, respectively. We then learn the regression model parameters on training data.

A.2 Optimization to maintain the budget constraint

For any predictor $\widehat{\sigma}$, we optimize the Lagrangian corresponding to (10), which is defined as follows for a fixed λ_t .

$$\begin{aligned}\mathcal{L}(\nu_t, q_t) &= \mathbb{E}[\widehat{G}(q_t, \widehat{r}_t, \lambda_t)] - \nu_t(\mathbb{E}[q_t(X_t)] - B) \\ &= \mathbb{E} \left[\lambda_t \left(\theta - \frac{L_t}{q_t(X)} r(X, Y, \beta) \right) - \psi(\lambda_t) \left(\theta - \frac{L_t}{q_t(X)} r(X, Y, \beta) \right)^2 \right] - \nu_t(\mathbb{E}[q_t(X)] - B) \\ &= \lambda_t(\theta - \rho(\beta)) - \lambda_t^2 \mathbb{E} \left[\left(\theta - \widehat{r}_t(X, \beta) - \frac{L_t}{q_t(X)} \bar{R}(\beta) \right)^2 \right] - \nu_t(\mathbb{E}[q_t(X)] - B)\end{aligned}$$

Since we know the optimal form of \widehat{r}_t , we optimize it separately by taking an optimization step with the loss of squared error, $(r(X, Y, \beta) - \widehat{r}_t(X, \beta))^2$, for each labeled example for a grid of β values.

To derive the solution, we simplify playing the minimax game with the above Lagrangian to the following objective:

$$\max_{q_t} \min_{\nu_t} - \mathbb{E} \left[\frac{1}{q_t(X)} \cdot (r(X, Y, \beta) - \widehat{r}_t(X, \beta))^2 \right] - \nu_t(\mathbb{E}[q_t(X)] - B)$$

In the case of both “pretrain” and “learned” methods, we parameterize our q_t in the following fashion:

$$q_t(x) = \frac{\widehat{\sigma}_t(x, \widehat{\beta}_{t-1})}{\exp(c_t)},$$

where our normalization constant $C_t = \exp(c_t)$ for some value $c_t \in \mathbb{R}$ to ensure it is nonnegative.

$\hat{\sigma}_t$ is updated separately. For “pretrain”, it is fixed from the beginning, and for “learned”, we take an optimization step to minimize the squared loss against the squared residual, i.e., we update to minimize $((r(X, Y, \beta) - \hat{r}_t(X, \beta))^2 - \hat{\sigma}_t(X, \beta)^2)^2$.

Hence, the only thing that remains to optimize c_t , which now simply means we need to solve the following problem (where we treat $\hat{\beta}_{t-1}$ as fixed):

$$\max_{c_t} \min_{\nu_t} -c_t + \nu_t \left(\frac{1}{\exp(c_t)} \mathbb{E}[\hat{\sigma}_t(X, \hat{\beta}_{t-1})] - B \right)$$

The actual game payoff we play is the stochastic approximation of the Lagrangian in the following form:

$$L(\nu_t, c_t) = -c_t - \nu_t \left(\frac{\hat{\sigma}_t(X_t, \hat{\beta}_{t-1})}{\exp(c_t)} - B \right).$$

At each step, we take an optimization step on c_t towards maximizing the above loss, and determine ν_t by playing either best response or a windowed best response that takes an average of best responses over recent rounds. We use the COCOB optimizer (Orabona and Tommasi, 2017) for all of learning and optimization which requires no hyperparameter or learning rate selection.