
Learning to sample fibers for goodness-of-fit testing

Ivan Gvozdanić and Sonja Petrović

Abstract

We consider the problem of constructing exact goodness-of-fit tests for discrete exponential family models. This classical problem remains practically unsolved for many types of structured or sparse data, as it rests on a computationally difficult core task: to produce a reliable sample from lattice points in a high-dimensional polytope. We translate the problem into a Markov decision process and demonstrate a reinforcement learning approach for learning ‘good moves’ for sampling. We illustrate the approach on data sets and models for which traditional MCMC samplers converge too slowly due to problem size, sparsity structure, and the requirement to use prohibitive non-linear algebra computations in the process. The differentiating factor is the use of scalable tools from *linear* algebra in the context of theoretical guarantees provided by *non-linear* algebra. Our algorithm is based on an actor-critic sampling scheme, with provable convergence. The discovered moves can be used to efficiently obtain an exchangeable sample, significantly cutting computational times with regards to statistical testing.

1 Introduction

Given a categorical data vector $u \in \mathbb{Z}^d$, and a statistical model \mathcal{M} , a goodness-of-fit test determines whether the model \mathcal{M} is a suitable explanation for the data u . Determining model fit is a fundamental task in statistical inference; lack thereof means that parameter estimate interpretations are simply meaningless. Contrary to popular intuition, computational tools for assessing model accuracy have not kept up with the explosion of the types of models for categorical data, which include relational data and networks. Such a state of affairs leaves practitioners to interpreting results from models that have not been validated adequately [37].

We consider log-affine models for categorical data, as defined in [43], which are exponential family [5] models for discrete random vectors with finite state spaces:

$$f_{\theta}(u) = h(u)e^{\eta(\theta)^T t(u) - \psi(\theta)}.$$

Here, the sufficient statistic is $t(u) : \mathcal{U} \rightarrow \mathbb{R}^m$, natural parameter $\eta(\theta) : \Theta \rightarrow \mathbb{R}^m$, and log-partition function $\psi : \Theta \rightarrow \mathbb{R}$.¹ Typical examples include networks or relational data and contingency tables with structural zeros [24, 21]; and first- and higher-order Markov chains [9]. [27] illustrates that there is no standard basis for model comparison and assessing goodness of fit. We seek a scalable exact testing method that can be applied across model families with different structures.

An exact goodness-of-fit test for all such models can be theoretically constructed, provided the existence of a scalable algorithm for sampling from the conditional distributions given sufficient statistics of the model. For log-affine models, the support set for this conditional distribution is the set of lattice points in a polytope [20]. Namely, considering the contingency table representation of u allows for marginals to be computed by $t(u) = Mu$ for some integer matrix $M \in \mathbb{Z}^{n \times d}$ of suitable size. The matrix M is known as *the design matrix* of the discrete exponential family. Define the polytope $\mathcal{P}_M(b) := \{x \in \mathbb{R}^d : Mx = b, x \geq 0\}$. Following algebraic statistics literature

¹See Appendix A.1 for more details on the model family.

citeDSS09, the set of integer points $\mathbb{Z}^d \cap \mathcal{P}_M(b)$ is called the *b-fiber* of M . Due to its universality, it is well understood that exploration of lattice points in a polytope is an NP-hard problem.

For most categorical datasets in practice, the sheer problem size or sparsity render all available computational tools practically infeasible. Since for prohibitively large and high-dimensional fibers, the challenge is computational, we solve the fiber sampling problem using reinforcement learning.

1.1 Historical context for learning to sample

A brief look back into the history of sampling discrete structures suggests that randomized search algorithms could simultaneously tackle sparsity, dimensionality, and time complexity of the problem, given their long history of successfully solving NP-hard problems. The Monte Carlo method [46] has found an application in almost every problem involving sampling. Its combination with the theory of Markov chains, the Markov chain Monte Carlo (MCMC) method has lead to an explosion of randomized search algorithms such as [45, 31, 25]. Although MCMC has been around for decades, algorithm design for fiber exploration is relatively young. Standard statistics theory offers asymptotic solutions to the testing problem, yet they often do not apply in practice. This has been known since the late 1980s

citeHaberman88; the fundamental issue necessitates a synthetic data sample from a fiber associated to the statistical model. Theoretical guarantees for constructing irreducible Markov chains on fibers were provided in the seminal paper [20]; while Besag and Clifford argue in contemporaneous work [10] that it is best to produce an exchangeable sample from the fiber and not rely on MCMC, which may be slow to converge and produce a good enough sample for testing. The last three decades have seen an explosion of research in this area inspired by [20], see [2] for a summary of the state of the art. This brings us to our starting point: even with randomization, in applications dealing with high-dimensional polytopes $\mathcal{P}_M(b)$, there is a computational bottleneck for problems at scale. Unfortunately, this can already happen when the design matrix M has just hundreds of columns.

Another line of research that has taken off since the 1950s is reinforcement learning (RL) and optimal control, pioneered by Richard Bellman [7]. Reinforcement learning algorithms can be thought of as informed random walks, in which the agent—or controller—learns from previous experiences through a reward system, in the process refining her understanding of the underlying problem dynamics. Every RL algorithm operates on a Markov decision process (MDP) or partially observed MDP. In their simplest form, MDPs are characterized by a set of states, actions, and corresponding rewards. The goal of an agent is to optimize a given objective, also known as the state-value function of the MDP. In this process, the agent learns the optimal policy, or control, which is a function mapping states to actions. In general, RL algorithms can be split into actor (policy-based), critic (value-based), and actor-critic (policy-value-based); further, they can be classified as on-policy or off-policy algorithms. Some of the earliest critic algorithms include policy and value iterations [34] which use iterative updates to refine the agent’s policy and state-value function. Another common family of value-based algorithms uses temporal differences (TD), computed by the Bellman equation. A representative algorithm of this family is Q-learning developed by Watkins [58], which uses an action-value instead of a state-value function; other notable work includes [53] and [57]. All of these try to learn a certain score function first, and then subsequently extract the optimal policy. In contrast, in actor algorithms, the agent seeks to directly find the best policy which optimizes the given objective. Policies are usually parameterized by neural networks and the parameters are updated through gradient descent [55]. Other parametrizations can be found in [26], [35], [44], and [59]. What makes such algorithms attractive is that they do not suffer from the curse of dimensionality, as neural networks can handle high dimensional data. Finally, actor-critic algorithms [6] improve performance by taking advantage of both approaches: they use both the parametrization of the policy and temporal difference updates of the state-value function to solve the given MDP. Notable work in this area includes [42], [57].

1.2 State of the art of fiber sampling

Reflection on the statistics literature indicates that RL can have an impact on fiber sampling. Namely, the biggest drawback of the popular algorithm [20] for performing exact tests is that it requires one to compute a *non-linear-algebra object*: a Markov basis citeWhatIsMB of the design matrix M for the polytope $\mathcal{P}_M(b)$. It is worth noting that resorting to subsets of this set is not reliable; e.g., lattice bases (see Definition 2.1) alone are known to be unreliable, see [2, Example 3.13]. Markov bases can be arbitrarily complicated, as shown in [18].

Even worse, computing the full Markov basis for any given large problem is impossible; the only scalable samplers build Markov bases dynamically. Hundreds of papers have been published on Markov bases structure; [2] is a recent survey. We note the existence of a broader literature on fiber sampling based on, e.g., sequential importance sampling (SIS). [21] argues that the Markov bases approach computed dynamically performed better than SIS; see also [4, Remark 2.2].

1.3 Contributions of this work

1. We formulate the fiber sampling problem as a Markov decision process in § 2.
2. Our actor-critic fiber sampling scheme is presented in § 3. It builds on the existing A2C algorithm proposed by [47]. Our modified version uses the same feature extractor for both actor and critic networks, hence reducing the number of parameters, as well as a masking module for the actor network which reduces the ℓ_1 norm of the generated move, allowing the agent to move through sparse fibers.
3. We provide the proof of asymptotic convergence to the optimal policy in § 4. To the best of our knowledge, this is the first proof of convergence for an actor-critic algorithm using (1) a generalized advantage estimator introduced in [50], and (2) the shared feature extractor.

Interpretation. The optimal policy for fiber sampling gives a set of actions (moves) that connect the fiber, that is designed in a way to maximize the expected reward. The reward function is set to penalize escaping the polytope, thus the agent is rewarded for fiber discovery from any point. In goodness-of-fit testing, the optimal policy is used to sample points in the fiber of the model given the sufficient statistics of the observed data. The target distribution for this sample can be changed by way of an acceptance ratio similar to the Metropolis-Hastings algorithm. For our simulations, we perform the *conditional volume test* [19], producing a sample from the uniform distribution on the fiber. The samples we construct are exchangeable; their construction follows [11], who argue for its superiority over any single Markov chain sample on the fiber.

Simulation study. We showcase the algorithm’s performance on several data sets, some are synthetic and some real-world. We demonstrate that the algorithm can: 1) reproduce valid statistical results, 2) scale on dense and sparse fibers, and 3) handle structural zeros in the model, which is famously impossible even with a Markov basis. Regarding 3), note that one needs – provably [30, Proposition 2.1] – an even larger set of actions to move on fibers with structural zeros.

Practical considerations. In order for the agent to be able to move through a very high-dimensional and potentially sparse fiber, we do not require the use of any nonlinear algebra or combinatorics software for bases determination. In addition, we also discuss an optional additional step to decompose the initial solution and allow the agent to learn on sub-problems. This decomposition step further alleviates the computational burden of producing moves for large M .

Related literature. We draw inspiration from two kinds of sources. One is algebraic statistics, namely [29] and [4], who successfully use the *linear-algebra* object – a lattice basis of M – as a starting set of moves, and build fiber samplers using it. In particular [4] creates a biased sampling scheme in its random exploration in order to guide the search towards denser regions of the fiber; it requires careful parameter tuning. The second inspiration comes from the use of machine learning in combinatorial optimization. For example, [56] presents an RL approach to the cutting plane method used in all modern integer programming solvers. A thorough overview and perspective of applicability and impact of RL in combinatorial optimization is provided in [8]. Very recently, [61] proposed casting a famous NP-complete problem into a Markov Decision Process and applying a specific reinforcement learning algorithm to solve it: they focus on the general integer feasibility problem, whether a linear system of equations and inequalities has an integer solution. In fact, [61] served as our the starting point in terms of algorithm design; in the appendix, we draw parallels and highlight differences in our work.

2 The Markov Decision Process(MDP)

Fiber basics. Fix the integer design matrix $M \in \mathbb{Z}^{n \times d}$, and one lattice point $u \in \mathbb{Z}_{\geq 0}^d$. This point u will represent the *observed categorical data*; our statistics readers may think about a vector flattening of a contingency table, which is a k -dimensional tensor of format $d_1 \times \dots \times d_k$ with integer entries,

in which case $d := d_1 \cdots d_k$. Consider the set of integer points in the polytope $\mathcal{P}_M(b)$ such that $b = Mu$. The vector Mu is the observed value of the sufficient statistics for the model, corresponding to the observed data u .

What it takes to move. Any two points $v_1, v_2 \in \mathcal{F}_M(u)$ satisfy $M(v_1 - v_2) = 0$. Any vector $v_1 - v_2 \in \ker M$ is called a *move* on the fiber. The vector space basis of the lattice $\ker M$ is any set of $n - \text{rank}(M)$ vectors in $\ker M$ that are linearly independent; we call any such spanning set *the lattice basis* of M . For a summary of the many bases of the integer lattice $\ker M$, the reader is invited to consult [22, §1.3]. We view any lattice basis as a set of connecting moves as follows:

Definition 2.1 (Lattice basis). *A lattice basis of a design matrix M is any set of $c := n - \text{rank}(M)$ linearly independent moves $\mathcal{B}(M) := \{l_1, \dots, l_c\} \subset \mathbb{Z}^d$, $ML_i = 0$. For any data $u \in \mathbb{Z}_{\geq 0}^d$ and for any $v \in \mathcal{F}_M(u)$, there exist $l_{i_1}, \dots, l_{i_k} \in \mathcal{B}(M)$ and corresponding scalars $\alpha_{i_1}, \dots, \alpha_{i_k} \in \mathbb{Z}$ such that the linear combination can be used to reach v from u : $u + \alpha_{i_1}l_{i_1} + \dots + \alpha_{i_k}l_{i_k} = v$.*

Note that any integral linear combination of elements of $\mathcal{B}(M)$ is also a move:

$$\alpha_{i_1}l_{i_1} + \dots + \alpha_{i_k}l_{i_k} \in \ker M. \quad (1)$$

Lattice bases alone *cannot* be used to directly create a random walk on the fiber due to the fact that any sub-sum in the above equation may result in negative entries in the vector. Enter Markov bases: any set of moves $\mathcal{B} := \{b_1, \dots, b_m\} \subset \mathbb{Z}^d$, $m \geq c$, $Mb_i = 0$, such that for any data $u \in \mathbb{Z}_{\geq 0}^d$ and for any $v \in \mathcal{F}_M(u)$, there exist $b_{i_1}, \dots, b_{i_N} \in \mathcal{B}$ that can reach v from u while being on the fiber:

$$\begin{aligned} u + b_{i_1} + \dots + b_{i_N} &= v, \text{ with the condition that} \\ u + b_{i_1} + \dots + b_{i_j} &\in \mathbb{Z}_{\geq 0}^d \text{ for all } j \leq N. \end{aligned}$$

The power of Markov bases is they exist and are finite for any integer matrix M by the Hilbert basis theorem, and they guarantee a connected Markov chain on all fibers of M simultaneously. This notion, introduced in [20], has generated close to a 1000 research papers to date. The following points are essential for us (cf. [48]): a Markov basis is the *minimal* set of moves that guarantees fiber connectivity, but it does so for every possible fiber of a given M , i.e., all possible observed data u . For a given u , one rarely needs all of the basis elements to connect that specific fiber [21]. Markov bases can be arbitrarily complicated, but there are bounds on their complexity in special cases; see [17], [2]. A lattice basis of M is a minimal sub-basis in the sense of [16, Lemma 4.2]: $\mathcal{B}(M)$ generates the lattice as a vector space and the saturation of the corresponding ideal results in the full toric ideal; while the detailed algebraic discussions are out of scope for this work, the interested reader can find details in [51] and [20]. A Gröbner basis [52] of M always contains a minimal Markov basis.

Recasting fiber moves into an RL framework. Any set of moves defined above can be used as a set of actions for exploring the fiber in the context of reinforcement learning. In terms of scalability, lattice bases are the only bases that can be computed for very large matrices M , because other sets require non-linear algebra computations. With this in mind, we define the MDP of interest.

Definition 2.2. (*Fiber Sampling Markov Decision Process*) *Fix an integer matrix $M \in \mathbb{Z}^{n \times d}$ and $s_0 \in \mathbb{Z}_{\geq 0}^d$, a given initial solution determining the fiber $\mathcal{F}_M(b)$ with $b = Ms_0$. A Fiber Sampling Markov Decision Process with planning horizon $T = \infty$ is a stationary process on the set of data $(\mathcal{S}, \mathcal{S}^-, \mathcal{S}^0, \mathcal{A}, p, R_t, \gamma)$, for $t = 0, 1, \dots$, defined as follows.*

The state space $\mathcal{S} := \mathcal{F}_M(b)$ consists of all integral points in the polytope $\mathcal{P}_M(b)$. The set of unfeasible states is $\mathcal{S}^- := \{s \in \mathbb{Z}^d \mid Ms = b, s \not\geq 0\}$, while \mathcal{S}^0 is the set of discovered feasible states. At the start of the algorithm, $\mathcal{S}^0 = \{s_0\}$.

\mathcal{A} is the action space consisting of moves derived from the linear combination of lattice basis vectors, so that each action is given as $a = \alpha_1l_1 + \dots + \alpha_cl_c$, with $l_i \in \mathcal{B}(M)$. The random variable whose realization at time t is action a is denoted by A_t .

The transition kernel is deterministic; i.e., the transition dynamics are simply $S_{t+1} = S_t + A_t$.

The mapping $R_{t+1} : \mathcal{S} \times \mathcal{A} \rightarrow \mathbb{R}$ is the undiscounted reward collected after time t , and γ is the discount factor. The reward function R_{t+1} , obtained after time t is defined by two sub-rewards.

Namely, $R_{t+1}(S_t, A_t) = R_{t+1}^{feas}(S_t, A_t) + R_{t+1}^{zero}(S_t, A_t)$ where

$$R_{t+1}^{feas}(S_t, A_t) = \sum_{i=1}^d I_{(S_t+A_t)_i < 0} (S_t + A_t)_i \quad (2)$$

$$R_{t+1}^{zero}(S_t, A_t) = \begin{cases} -d & \text{if } A_t \equiv \mathbf{0} \\ 0 & \text{otherwise.} \end{cases} \quad (3)$$

The maximization objective is given by

$$\max_{\pi} \mathbb{E}_{\pi} \left[\sum_{t=0}^{\infty} \gamma^t R_{t+1}(S_t, \pi(A_t|S_t)) \right], \quad (4)$$

where $\tau = (s_0, a_0, s_1, a_1, \dots)$ is a trajectory sampled under policy π . The probability of observing a trajectory $\tau \in \Omega$ is computed as:

$$\begin{aligned} p(\tau) &= p(S_0)\pi(A_0|S_0) \prod_{t=1}^{\infty} p(S_t|S_{t-1}, A_{t-1})\pi(A_t|S_t) \\ &= p(S_0)\pi(A_0|S_0) \prod_{t=1}^{\infty} \pi(A_t|S_t). \end{aligned}$$

We will denote a truncated finite trajectory by $\tau_{t:t+h} := (s_t, a_t, \dots, s_{t+h-1}, a_{t+h-1}, s_{t+h})$.

In Equation (2), I denotes the indicator function, so R_{t+1}^{feas} penalizes the agent based on the magnitude of negative coordinates in \mathcal{S}^- , if the action vector is not feasible. On the other hand, R_{t+1}^{zero} penalizes the agent for picking the zero action, which would not let the agent explore the environment.

A remark about the action space in practice is in order. A critical problem [61] faced was the size of the action space. They used a lifting of the Gröbner basis of the 3-way transportation polytope specified by the linear embedding, and considered actions with entries in $\{-1, 0, 1\}$. Their agent's policy π produces the actions in the form of tables directly from a neural network. In our case, we use linear combinations of lattice basis elements to produce actions. However, such set of moves is also very large, given the range of coefficients α_i ; the best universal upper bound on the α_i is too large (deriving, e.g., from [51, Theorem 4.7]). In this case, convergence of the RL algorithm will be extremely slow due to the fact that the agent has to try each action for each state she encounters. Therefore, we consider moves with coefficients with pre-specified bounds:

$$\forall i \in [N], \quad \min \alpha_i = c_1, \quad \max \alpha_i = c_2, \quad \text{s.t. } c_1 < c_2 \in \mathbb{Z}.$$

Moreover, our agent's policy only produces coefficients α_i , which are then used to create a move as a linear combination of lattice bases as in Equation (1). We further discuss bounded coefficients in the Appendix.

3 Actor-critic algorithm for fiber sampling

The policy. The policy π is typically modeled by a parameterized function π_{θ} . In our case, the parameterized policy is constructed out of two fully connected deep neural networks. The first part is called the feature extractor, it takes as input the current state $S_t = s$ at time t , and it tries to extract certain features shared by all elements in the state space. The second part is the policy network $h_{\mu, \sigma}(s, a; \theta)$ which outputs the mean and variance which is used to obtain a probability distribution $\pi_{\theta}(a|s) := \mathcal{N}(\mu_{\theta}, \sigma_{\theta})$, over the action space. After generation, the outputs are rounded to nearest integers in order to be applicable to the current state. We note that our algorithm learns the approximate optimal stochastic policy which maximizes the objective function. This allows us to use the trained policy as the basis of a sampler which can be retrofitted with additional parts to resemble, for example a Metropolis-Hastings algorithm. The part of the architecture in Figure 1 depicted by full lines refers to the policy, with ϕ_{θ} representing the feature extractor.

Assumption 3.1. The subset $\Theta \subset \mathbb{R}^n$ of network parameters is closed and bounded.

This is perhaps the strongest assumption we impose throughout this work. It is consistent with [33], which assumes compact support of networks over the parameter space. In practice, this is satisfied if one takes a large enough closed ball around initial parameters θ_0 .

Claim 3.1. (a) For every $s \in \mathcal{S}$ and $a \in \mathcal{A}$, $\pi_\theta(a|s) > 0$. (b) For every $(s, a) \in \mathcal{S} \times \mathcal{A}$, the mapping $\theta \mapsto \pi_\theta(a|s)$ is twice continuously differentiable. Furthermore, the \mathbb{R}^n -valued function $\theta \mapsto \nabla_\theta \ln \pi_\theta(a|s)$ is bounded and has a bounded first derivative for any fixed s and a .

That the gradient is bounded essentially follows from the policy definition above and finiteness of the state and action spaces. Detailed proof is in Appendix A.5.

The actor. The minimization objective of the actor is given by the objective function $L_a(\theta)$, defined as $L_a(\theta) := V_{\pi_\theta}(s_0)$, which is exactly the state-value function starting from the initial state $S_0 = s_0$. Using the Policy Gradient Theorem [54], we can compute the gradient of the objective function as $\nabla_\theta L_a(\theta) = \nabla_\theta V_{\pi_\theta}(s_0) = \mathbb{E}_{\pi_\theta} \left[Q_{\pi_\theta}(S_t, A_t) \nabla_\theta \ln \pi_\theta(A_t|S_t) \right]$. We can modify the gradient computation above in a way that the value of the gradient remains the same, while the variance of an estimator of this gradient is reduced. We accomplish this by introducing a baseline function, denoted $b(\cdot)$, which doesn't depend on the action. The gradient is then $\nabla_\theta L_a(\theta) = \nabla_\theta V_{\pi_\theta}(s_0) = \mathbb{E}_{\pi_\theta} \left[(Q_{\pi_\theta}(S_t, A_t) - b(S_t)) \nabla_\theta \ln \pi_\theta(A_t|S_t) \right]$. A popular choice is $b(S_t) = V_{\pi_\theta}(S_t)$, which gives us the definition of the advantage function $A_\theta(S_t, A_t) := Q_{\pi_\theta}(S_t, A_t) - V_{\pi_\theta}(S_t)$. This function measures how good or bad the action A_t is at state S_t , compared to the policy π_θ . We take the derivation one step further and introduce the Generalized Advantage Estimator $\widehat{A_{GAE}}(t)$ [50]; as the name suggests, it estimates the advantage function. Using $\widehat{A_{GAE}}(t)$ with Fubini-Tonelli theorem, in place of $A_\theta(S_t, A_t)$, we define the following policy gradient:

$$\begin{aligned} \nabla_\theta L_{GAE}(\theta) &:= \mathbb{E}_{\pi_\theta} \left[\widehat{A_{GAE}}(t) \nabla_\theta \ln \pi_\theta(A_t|S_t) \right] \\ &= \sum_{l=0}^{\infty} (\gamma\lambda)^l \mathbb{E}_{\pi_\theta} \left[\delta(t+l) \nabla_\theta \ln \pi_\theta(A_t|S_t) \right]. \end{aligned}$$

All the above computations have been derived under the assumption that we have an exact expression of the state-value function V_{π_θ} . However, in practice, this is usually not the case and we can only work with an approximation of such a function under some parametrization ω . In what follows, we show that such a parametrization does not pose any issue in the gradient estimate. We follow the work of [41] and [57] and define, for any θ , two inner products $\langle \cdot, \cdot \rangle_\theta^1$ and $\langle \cdot, \cdot \rangle_\theta^2$ of two pairs of real-valued functions F_1^1, F_2^1 , on $\mathcal{S} \times \mathcal{A}$, and F_1^2, F_2^2 on \mathcal{S} viewed as vectors in $\mathbb{Z}^{|\mathcal{S}||\mathcal{A}|}$ and $\mathbb{Z}^{|\mathcal{S}|}$, by

$$\begin{aligned} \langle F_1^1, F_2^1 \rangle_\theta^1 &:= \sum_{s,a} \mu_\theta(s) \pi_\theta(a|s) F_1^1(s, a) F_2^1(s, a) \\ \langle F_1^2, F_2^2 \rangle_\theta^2 &:= \sum_s \mu_\theta(s) F_1^2(s) F_2^2(s). \end{aligned}$$

Define projections $\Pi_\theta^1 : \mathbb{Z}^{|\mathcal{S}||\mathcal{A}|} \mapsto \Psi_\theta^1$, $\Pi_\theta^2 : \mathbb{Z}^{|\mathcal{S}|} \mapsto \Psi_\theta^2$ as $\Pi_\theta^1 F := \arg \min_{\hat{F} \in \Psi_\theta^1} \|F - \hat{F}\|_\theta^1$ and

$\Pi_\theta^2 F := \arg \min_{\hat{F} \in \Psi_\theta^2} \|F - \hat{F}\|_\theta^2$, respectively. Here, $\|\cdot\|_\theta^1$ and $\|\cdot\|_\theta^2$ are the norms on $\mathbb{Z}^{|\mathcal{S}||\mathcal{A}|}, \mathbb{Z}^{|\mathcal{S}|}$

induced by inner products $\langle \cdot, \cdot \rangle_\theta^1$ and $\langle \cdot, \cdot \rangle_\theta^2$. By definition of a projection, it follows that the error of the projection is orthogonal to the projection space. Hence, in both cases, $\langle \Pi_\theta^1 R_{t+1}(S_t, A_t) - R_{t+1}(S_t, A_t), \psi_\theta^{1,i} \rangle_\theta^1 = 0$ and $\langle \Pi_\theta^2 V_{\pi_\theta} - V_{\pi_\theta}, \psi_\theta^{2,i} \rangle_\theta^2 = 0$ imply that $\langle \Pi_\theta^1 R_{t+1}(S_t, A_t), \psi_\theta^{1,i} \rangle_\theta^1 = \langle R_{t+1}(S_t, A_t), \psi_\theta^{1,i} \rangle_\theta^1$ and $\langle \Pi_\theta^2 V_{\pi_\theta}, \psi_\theta^{2,i} \rangle_\theta^2 = \langle V_{\pi_\theta}, \psi_\theta^{2,i} \rangle_\theta^2$ which in turn shows that it suffices to learn the projection of V_{π_θ} onto Ψ_θ in order to compute the approximation of the gradient $g_a(\theta)$. Let V_ω be a projection of the state-value and let $\delta_\omega(t)$ denote the t -th temporal difference which uses the projected state-value function. Then we write the gradient approximation of the exact

gradient as $g_a(\theta, \omega) := \sum_{l=0}^{K-1} (\gamma\lambda)^l \mathbb{E}_{\pi_\theta} \left[\delta_\omega(t+l) \nabla_\theta \ln \pi_\theta(A_t|S_t) \right]$ which is estimated as $\hat{g}_a(\theta, \omega) :=$

$\frac{1}{K} \sum_{k=0}^{K-1} \nabla_{\theta} \ln \pi_{\theta}(A_k|S_k) \sum_{l=k}^{K-1} (\gamma\lambda)^{l-k} \delta_{\omega}(t+l)$. Finally, the actor's parameter update is given by the following.

Definition 3.1 (Actor update). *Let θ_t denote the policy parameter (actor) at time t . Then, we define the actor update along a truncated trajectory $\tau_{t:t+K}$ as*

$$\begin{aligned} \theta_{t+K} &= \theta_{t+K-1} + \alpha(t+K-1) \\ &\cdot \left[\frac{1}{K} \sum_{k=0}^{K-1} \nabla_{\theta} \ln \pi_{\theta}(A_{t+k}|S_{t+k}) \sum_{l=k}^{K-1} (\gamma\lambda)^{l-k} \delta_{\omega}(t+l) \right]. \end{aligned} \quad (5)$$

The mathematical details of the derivation in this section can be found in Appendix A.6.

The critic. Not having access to the analytical form of state-value function V , we parametrize it:

$$V_{\omega}(S_t) := \phi_{\theta}(S_t)^T \omega \approx V_{\theta}.$$

Assumption 3.2. *The subset $\Omega \subset \mathbb{R}^m$ of critic parameters is closed and bounded.*

This assumption, as 3.1, is consistent with assumptions in [33]. In practice, this is satisfied by taking a large enough closed ball around initial parameters ω_0 .

The feature vector ϕ_{θ} depends on the actor parameter θ and is shared between the actor and the critic. Such setup is a deviation from [57] and most of the other actor-critic algorithms. To the best of our knowledge, the convergence of algorithms that use this architecture has only been explored in [41]. Pictorially, the parameterization of the critic is given by the dashed pipeline in Figure 1, from the state \mathcal{S} , through the feature extractor parametrized by ϕ_{θ} , and finally to the critic network $\omega^T \phi_{\theta}$. The activation functions of the feature extractor are chosen such that the mapping $\theta \mapsto \phi_{\theta}$ is continuous, bounded and differentiable. The full claim with proof can be found in Appendix A.7.

To enable the critic to learn the approximate state-value function parametrized by ω , we need to define a correct minimization objective for the critic. In our setup, the algorithm is learning the necessary weights in an on-line manner, meaning that the only observations that the algorithm can use to learn are the ones that are observed along some sampled trajectory. Work in [54] gives us several choices of minimization objectives which work with incremental data. One of the most basic but well established minimization objectives is the n -step bootstrap, which minimizes the difference between collected rewards along a truncated trajectory $\tau_{t:t+K}$ and the parametrized state-value function V_{ω} . The detailed formulas appear in Appendix A.8. This leads to the following:

Definition 3.2 (Critic Minimization Objective). *The minimization objective for the critic is:*

$$\begin{aligned} L_{g_c}(\theta, \omega) &= \\ &\min_{\omega} \frac{1}{2} \mathbb{E}_{\pi_{\theta}} \left[\sum_{k=0}^{K-1} \left(-V_{\omega}(S_{t+k}) \right. \right. \\ &\quad \left. \left. + \left(\sum_{j=k}^{K-1} \gamma^{j-k} R_{t+1+j}(S_{t+j}, A_{t+j}) + \gamma^{K-k} V_{\omega}(S_{t+K}) \right) \right)^2 \right]. \end{aligned} \quad (6)$$

Definition 3.3 (Critic update). *Let ω_t denote the state-value parameter (critic) at time t . Then, we define the critic update along a truncated trajectory $\tau_{t:t+K}$ as*

$$\begin{aligned} \omega_{t+K} &= \omega_{t+K-1} + \beta(t+K-1) \\ &\cdot \sum_{k=0}^{K-1} \left(V_{\omega_{t+K-1}}(S_{t+k}) - \left(\sum_{j=k}^{K-1} \gamma^{j-k} R_{t+1+j}(S_{t+j}, A_{t+j}) \right. \right. \\ &\quad \left. \left. + \gamma^{K-k} V_{\omega_{t+K-1}}(S_{t+K}) \right) \right) \left(\phi_{\theta_{t+K-1}}(S_{t+k}) - \gamma^{K-k} \phi_{\theta_{t+K-1}}(S_{t+K}) \right), \\ \nabla_{\omega_{t+K-1}} V_{\omega_{t+K-1}}(S_{t+l}) &= \phi_{\theta_{t+K-1}}(S_{t+l}). \end{aligned} \quad (7)$$

The intuition behind the critic parameter update is explained in Appendix A.8.

The actor-critic algorithm. We combine parameter updates in Definitions 3.1 and 3.3 under the architecture illustrated in Figure 1. The full arrows depict the flow of state observations from the environment through the feature extractor and the actor’s network. The dashed arrows depict the flow of state observations from the environment through the feature extractor and the critic’s network. The gradient computation in 3.1 and 3.3 is executed independently with addition that the actor’s back-propagation is used to update the weights in the feature extractor as well.

Pseudo code can be found in A.11.

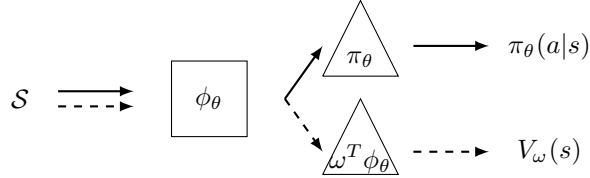


Figure 1: Actor-Critic Architecture: Actor and critic share features ϕ_θ and use them separately to produce the current action and state-value, respectively.

4 Convergence analysis

For a given matrix $M \in \mathbb{Z}^{n \times d}$ and a starting point $u \in \mathbb{Z}_{>0}^d$, we will refer to the algorithm which computes a lattice basis of M and applies A2C via architecture 1 as the “Actor-Critic Sampler” (Algorithm 2).

Theorem 4.1. *Assume that the parameter spaces Θ and Ω are closed and bounded. Given the finite fiber \mathcal{F}_M , bounded reward R_t , and parameter updates in Equations (3.1) and (3.3), the Actor-Critic Move Generator converges to the approximate optimal policy π^* for exploring the fiber using the MDP 2.2:*

$$\pi^* = \arg \max_{\pi} \mathbb{E}_{\pi} \left[\sum_{t=0}^{\infty} \gamma^t R_{t+1}(S_t, \pi(A_t|S_t)) \right].$$

Proof intuition. The proof of convergence of the Actor-Critic algorithm relies on the 2-timescale ordinary differential equation analysis pioneered by [13]. This method has been used to analyze various versions of the actor-critic method; see [12],[49], [14]. The tools that we use to show convergence rely on 6 technical conditions, all of which are stated and proved in Appendix A.9, pages 22-31. Given two assumptions (3.1, and 3.2) on the compactness of the parameter space of the actor and critic, as well as a standard assumption on the ergodicity (A.1) of the Markov chains simulated in the Markov decision process from Definition 2.2, we show that our algorithm satisfies these 6 conditions and hence converges.

To address the computational complexity of determining a lattice basis for large M , note the following.

Corollary 4.1. *Optimality is preserved under subdividing the problem, applying the Actor-Critic Sampler, and embedding the resulting policy into the original problem.*

Exactly how problem subdivision is achieved may depend on the particular problem and data structure. Instances need to be small enough so that lattice bases can be computed, but also contain enough information to yield a conclusive answer to the proposed statistical test. For network data, we tested this idea using three different methods for initial data subdivision: k -core decomposition, bridge cuts, and induced subgraphs.

5 Experiments

Data generation and computing times are detailed in Appendix A.10, followed by pseudocode for the Actor-Critic Move Generator.

Performance evaluation metrics. With the statistical testing goal in mind, we report goodness-of-fit test conclusions for exact conditional test and compare it with known results from the literature.

When results are not known and we are exploring the scalability of the Actor-Critic Sampler, we report two other metrics: the number of discovered states in the fiber given different levels of sparsity, which demonstrates we can obtain an exchangeable fiber sample and scale the procedure; and the number of discovered states in the fiber which the agent hasn't learned on, looking to deduce how well the algorithm generalizes to unseen data. We report computation times along with each example.

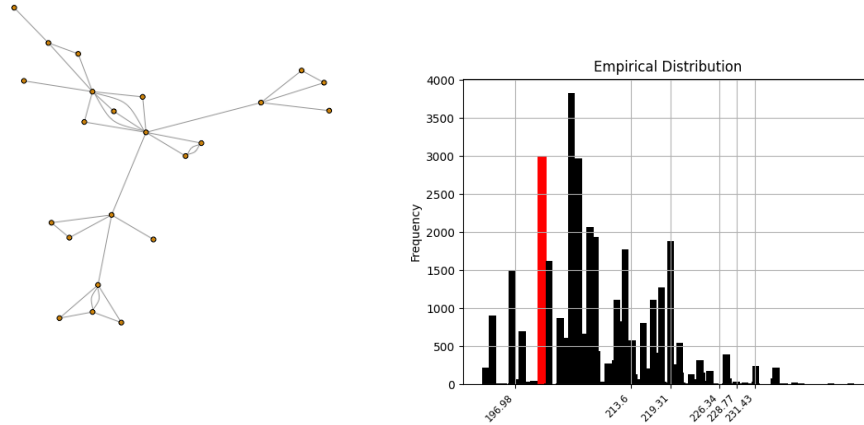


Figure 2: (Left) A component of statistician coauthorship network with 23 nodes. (Right) Sampling distribution of the chi-square statistic on the fiber; sample size 50,000. The observed value is in red.

Results. We evaluate algorithm performance, scaling, and generalization; following are four main takeaways. All p -values are computed referencing the sampling distribution of the χ^2 statistic on the fiber.

(1) Consider a data set of applied interest in network analysis: a coauthorship network of statisticians presented in [36]. A model-based approach for analyzing (the large connected component of) this network, which we use as a benchmark, is offered in [39]. Data is represented as an adjacency matrix of an undirected graph on N nodes: as a vertex-edge incidence vector in which d is the number of node-pairs. The model of interest here is the β -model for random graphs [15], with the design matrix $M \in \mathbb{Z}^{N \times d}$. Our statistical conclusions for model/data fit are consistent with the known results: the β model fits the data well, with the p -value 0.9957. The sampling distribution of the goodness-of-fit statistic in Figure 2 also matches the benchmark.

(2) Two carefully designed synthetic datasets taken from [2], which show that sampling with lattice basis can fail even in low-dimensional problems, demonstrate the ability of our algorithm to correctly test for model fit on sparse data for which lattice bases samplers have been shown to fail. We produce exchangeable samples and obtain results consistent with theory; see Figure 3. Both computations match the Monte Carlo exact p -value estimates and have been verified by asymptotic p -value estimates. We compare Figure 3 (Right) in particular to two histograms in [2, Fig.2], which demonstrate that unlike with Markov bases, Metropolis-Hastings Markov chains built using lattices bases gives unreliable results. Our algorithm is robust, standing in stark contrast to the naive lattice-basis sampler. The training time of the policy, using 1000 episodes and 100 steps per episode took 7 minutes for the 0/1 initial solution and 14 minutes for the initial solution containing larger values. The sampling of Besag-Clifford Markov chains and derivation of the p -value histograms took 34 minutes and 48 minutes, respectively.

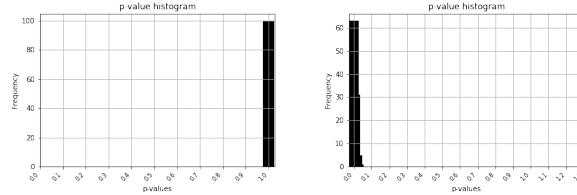


Figure 3: Histograms for 100 p -values from 100 exchangeable samples of size 100, obtained through simulation of 100 independent Markov chains using the trained optimal policy π^* . (Left) The independence model fits the data from [20, p.371]. (Right) The model does not fit the data from [2, Ex.3.13]. Data tables provided in appendix.

Fiber Exploration			
$N \backslash p$	$p = 0.5$	$p = 0.3$	$p = 0.1$
1000	$6.9e29$	$1.8e12$	$3.6e9$
2000	$2.3e29$	$1.1e11$	$3.7e7$
3000	$1.9e29$	$3.4e29$	$4.8e16$

Table 1: Illustration of Actor-Critic Sampler scaling, and the negligible effect of data sparsity on fiber exploration. Table entries are the *number of discovered fiber points* given a random initial vector drawn from the Erdős-Rényi random graph model $G(N, p)$.

(3) Structural zeros in contingency tables are known to pose a challenge for fiber sampling and goodness-of-fit testing in general; see [23] and [30, Proposition 2.1]. In particular, the usual Markov chain samplers may become disconnected. To this end, [21, Section 7.1] offers a detailed study of a $4 \times 5 \times 4$ cross-classification of 4345 individuals by occupational groups collected in the 1969 survey of the National Bureau of Economic Research (NBER) from [23, p.45]. Using an exchangeable sample from the fiber of the all-two-way interactions model for three categorical random variables, we have reproduced Dobra’s conclusion of this goodness-of-fit test; see Figure 4. Our approach was able to train the policy to sample points which obey the structural zero constraints and obtain an exchangeable sample with which we concluded the validity of the proposed underlying model. Optimal policy training for 1000 episodes and 100 steps per episode took 114 minutes while the sampling and p -value histogram computation took roughly 80 minutes.

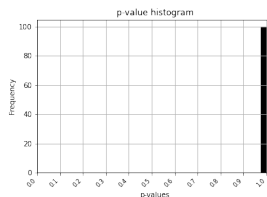


Figure 4: Histogram for 100 p -values obtained from 100 exchangeable samples of size 100, obtained through simulation of 100 independent Markov chains using the trained optimal policy π^* .

(4) To demonstrate scalability of our approach, we simulate data of increasing size and different sparsity levels. Table 1 reports the number of discovered fiber points using the Actor-Critic Sampler for subproblems after applying Corollary 4.1. The algorithm is able to sample a very large number of fiber points under the β -model of random graphs (in which the sufficient statistic is the graphs’s degree sequence), for Erdős-Rényi random graphs with edge probability parameter p and number of nodes N . For the samples in Table 1, we have the following computation times: (N=1000, p=0.5) ~ 10 min, (N=2000, p=0.5) ~ 12.3 min, (N=3000, p=0.5) ~ 24.5 min, (N=1000, p=0.3) ~ 25.8 min, (N=2000, p=0.3) ~ 41.15 min, (N=3000, p=0.3) ~ 65.61 , (N=1000, p=0.1) ~ 80.2 min, (N=2000, p=0.1) ~ 240.0 min, (N=3000, p=0.1) ~ 305.5 min.

We close with a note on the large but finite action spaces we work with. Namely, in simulations, we specify constants c_1 and c_2 (discussed at the end of §2) in an ad-hoc manner. The literature on fiber

sampling for applied statistics supports using *small* values for these constants. For example, small constants are enough to discover all points on fibers $\mathcal{F}_M(u)$ when $Mu > 0$ on graphical models [38]. We continue to discover millions of points in fibers with fairly values of these constants, and illustrate negligible effect on learning rates.

6 Acknowledgements

This work is partially supported by the Simons Foundation’s Travel Support for Mathematicians Gift # 854770 and DOE/SC award number #1010629. Both authors are with Illinois Institute of Technology, where IG is a PhD student.

References

- [1] P.-A. Absil and K. Kurdyka. On the stable equilibrium points of gradient systems. *Systems & Control Letters*, 55(7):573–577, 2006.
- [2] Félix Almendra-Hernández, Jesús A. De Loera, and Sonja Petrović. Markov bases: a 25 year update. *Journal of the American Statistical Association*, 119(546):1671–1686, 2023.
- [3] Leemon C Baird. Advantage updating. Technical report, Technical report wl-tr-93-1146, Wright Patterson AFB OH, 1993.
- [4] Miles Bakenhus and Sonja Petrović. Sampling lattice points in a polytope: a Bayesian biased algorithm with random updates. *Algebraic Statistics*, 15(1):61–83, 2024.
- [5] O. Barndorff-Nielsen. *Information and Exponential Families: In Statistical Theory*, volume Reprinted in 2014. Wiley Series in Probability and Statistics, 1978.
- [6] Andrew G. Barto, Richard S. Sutton, and Charles W. Anderson. Neuronlike adaptive elements that can solve difficult learning control problems. *IEEE Transactions on Systems, Man, and Cybernetics*, SMC-13(5):834–846, 1983.
- [7] Richard Bellman. The theory of dynamic programming. *Bulletin of the American Mathematical Society*, 60(6):503–515, 1954.
- [8] Yoshua Bengio, Andrea Lodi, and Antoine Prouvost. Machine learning for combinatorial optimization: A methodological tour d’horizon. *European Journal of Operational Research*, 290(2):405–421, 2021.
- [9] J. Besag and D. Mondal. Exact goodness-of-fit tests for Markov chains. *Biometrics*, 69(2), 2013.
- [10] Julian Besag and Peter Clifford. Generalized Monte Carlo significance tests. *Biometrika*, 76(4):633–642, 1989.
- [11] Julian Besag and Peter Clifford. Generalized Monte Carlo significance tests. *Biometrika*, 76(4):633–642, 1989.
- [12] Vivek Borkar. Stochastic approximation with controlled Markov noise. *Systems & Control Letters*, 55:139–145, 02 2006.
- [13] Vivek S. Borkar. Stochastic approximation with two time scales. *Systems & Control Letters*, 29(5):291–294, 1997.
- [14] Vivek S Borkar. *Stochastic approximation: a dynamical systems viewpoint*, volume 48. Springer, 2009.
- [15] S. Chatterjee, P. Diaconis, and A. Sly. Random graphs with a given degree sequence. *The Annals of Applied Probability*, 21(4):1400–1435, 2011.
- [16] Yuguo Chen, Ian H. Dinwoodie, and Seth Sullivant. Sequential importance sampling for multiway tables. *Quality Engineering*, 52:277–278, 2006.
- [17] Jesús A. De Loera, Raymond Hemmecke, Shmuel Onn, and Robert Weismantel. N-fold integer programming. *Discrete Optimization*, 5(2):231–241, 2008.
- [18] Jesús A. De Loera and Shmuel Onn. Markov bases of three-way tables are arbitrarily complicated. *Journal of Symbolic Computation*, 41:173–181, 2006.

- [19] Persi Diaconis and Bradley Efron. Testing for independence in a two-way table: New interpretations of the Chi-square statistic. *Annals of Statistics*, 13(3):845–874, 1985.
- [20] Persi Diaconis and Bernd Sturmfels. Algebraic algorithms for sampling from conditional distributions. *Annals of Statistics*, 26(1):363–397, 1998.
- [21] Adrian Dobra. Dynamic Markov bases. *Journal of Computational and Graphical Statistics*, pages 496–517, 2012.
- [22] Mathias Drton, Bernd Sturmfels, and Seth Sullivant. *Lectures on Algebraic Statistics*, volume 39 of *Oberwolfach Seminars*. Birkhäuser, 2009.
- [23] Stephen E. Fienberg. *The Analysis of Cross-Classified Categorical Data*. Springer, Reprinted 2007, 1980.
- [24] Stephen E. Fienberg and Stanley S. Wasserman. Categorical data analysis of single sociometric relations. *Sociological methodology*, 12:156–192, 1981.
- [25] Stuart Geman and Donald Geman. (1984) Stuart Geman and Donald Geman, ”Stochastic relaxation, Gibbs distributions, and the Bayesian restoration of images,” *IEEE Transactions on Pattern Analysis and Machine Intelligence PAMI-6*: 721-741. In *Neurocomputing, Volume 1: Foundations of Research*. The MIT Press, 04 1988.
- [26] Peter W. Glynn. Stochastic approximation for Monte Carlo optimization. In *Proceedings of the 18th Conference on Winter Simulation, WSC ’86*, pages 356–365, New York, NY, USA, 1986. Association for Computing Machinery.
- [27] Anna Goldenberg, Alice X Zheng, Stephen E Fienberg, and Edoardo M Airoidi. A survey of statistical network models. *Foundations and Trends® in Machine Learning*, 2(2):129–233, 2010.
- [28] Shelby J. Haberman. A warning on the use of chi-squared statistics with frequency tables with small expected cell counts. *Journal of the American Statistical Association*, 83:555–560, 1988.
- [29] Hisayuki Hara, Satoshi Aoki, and Akimichi Takemura. Running Markov chain without Markov basis. In *Harmony of Gröbner Bases and the Modern Industrial Society*, pages 46–62. World Scientific, 2012.
- [30] Hisayuki Hara and Akimichi Takemura. Connecting tables with zero-one entries by a subset of a markov basis. In Marlos Viana and Henry Wynn, editors, *Algebraic Methods in Statistics and Probability II*, volume 516 of *Contemporary Mathematics*. American Mathematical Society, 2010.
- [31] W. K. Hastings. Monte Carlo sampling methods using Markov chains and their applications. *Biometrika*, 57(1):97–109, 1970.
- [32] M.W. Hirsch, R.L. Devaney, and S. Smale. *Differential Equations, Dynamical Systems, and Linear Algebra*. Pure and Applied Mathematics. Elsevier Science, 1974.
- [33] Markus Holzleitner, Lukas Gruber, José Arjona-Medina, Johannes Brandstetter, and Sepp Hochreiter. Convergence proof for actor-critic methods applied to ppo and rudder. In *Transactions on Large-Scale Data-and Knowledge-Centered Systems XLVIII: Special Issue In Memory of Univ. Prof. Dr. Roland Wagner*, pages 105–130. Springer, 2021.
- [34] R.A. Howard. *Dynamic programming and Markov processes*. Technology Press of Massachusetts Institute of Technology, 1960.
- [35] Tommi Jaakkola, Satinder P. Singh, and Michael I. Jordan. Reinforcement learning algorithm for partially observable Markov decision problems. In *Proceedings of the 7th International Conference on Neural Information Processing Systems, NIPS’94*, pages 345–352, Cambridge, MA, USA, 1994. MIT Press.
- [36] Pengsheng Ji and Jiashun Jin. Coauthorship and citation networks for statisticians. *Annals of Applied Statistics*, 10(4):1779–1812, 2016.
- [37] Valen E. Johnson. A Bayesian χ^2 test for goodness-of-fit. *The Annals of Statistics*, 32(6):2361 – 2384, 2004.
- [38] Thomas Kahle, Johannes Rauh, and Seth Sullivant. Positive margins and primary decomposition. *Journal of Commutative Algebra*, 6:173–208, 2012.
- [39] Vishesh Karwa and Sonja Petrović. Coauthorship and citation networks for statisticians: Comment. *Annals of Applied Statistics*, 10(4):1827–1834, 2016.

- [40] H.K. Khalil. *Nonlinear Systems*. Pearson Education. Prentice Hall, 2002.
- [41] Vijay Konda and John Tsitsiklis. Actor-critic algorithms. In S. Solla, T. Leen, and K. Müller, editors, *Advances in Neural Information Processing Systems*, volume 12. MIT Press, 1999.
- [42] Vijay R. Konda and John N. Tsitsiklis. Actor-critic algorithms. In *NIPS*, 1999.
- [43] Steffen L. Lauritzen. *Graphical models*. Oxford Statistical Science Series, 1996.
- [44] P. Marbach and J.N. Tsitsiklis. Simulation-based optimization of markov reward processes. *IEEE Transactions on Automatic Control*, 46(2):191–209, 2001.
- [45] Nicholas Metropolis, Arianna W. Rosenbluth, Marshall N. Rosenbluth, Augusta H. Teller, and Edward Teller. Equation of State Calculations by Fast Computing Machines. *Journal of Chemical Physics*, 21(6):1087–1092, June 1953.
- [46] Nicholas Metropolis and Stanislaw Ulam. The Monte Carlo method. *Journal of the American Statistical Association*, 44(247):335–341, 1949.
- [47] Volodymyr Mnih, Adria Puigdomenech Badia, Mehdi Mirza, Alex Graves, Timothy Lillicrap, Tim Harley, David Silver, and Koray Kavukcuoglu. Asynchronous methods for deep reinforcement learning. In *International conference on machine learning*, pages 1928–1937. PMLR, 2016.
- [48] Sonja Petrović. What is... a Markov basis? *Notices of the American Mathematical Society*, 66(7):1088, 2019.
- [49] Arunselvan Ramaswamy and Shalabh Bhatnagar. Stability of stochastic approximations with “controlled Markov” noise and temporal difference learning. *IEEE Transactions on Automatic Control*, 64(6):2614–2620, 2018.
- [50] John Schulman, Philipp Moritz, Sergey Levine, Michael Jordan, and Pieter Abbeel. High-dimensional continuous control using generalized advantage estimation. *arXiv preprint arXiv:1506.02438*, 2015.
- [51] Bernd Sturmfels. *Gröbner bases and convex polytopes*. University Lecture Series, no. 8, American Mathematical Society, 1996.
- [52] Bernd Sturmfels. What is... a Gröbner basis? *Notices of the American Mathematical Society*, 52(10):1199–1200, 2005.
- [53] Richard S Sutton. Learning to predict by the methods of temporal differences. *Machine learning*, 3:9–44, 1988.
- [54] Richard S. Sutton and Andrew G. Barto. Reinforcement learning: An introduction. *IEEE Transactions on Neural Networks*, 16:285–286, 2005.
- [55] Richard S. Sutton, David A. McAllester, Satinder Singh, and Y. Mansour. Policy gradient methods for reinforcement learning with function approximation. In *NIPS*, 1999.
- [56] Yunhao Tang, Shipra Agrawal, and Yuri Faenza. Reinforcement learning for integer programming: Learning to cut. In Hal Daumé III and Aarti Singh, editors, *Proceedings of the 37th International Conference on Machine Learning*, volume 119 of *Proceedings of Machine Learning Research*, pages 9367–9376. PMLR, 13–18 Jul 2020.
- [57] John Tsitsiklis and Benjamin Van Roy. Analysis of temporal-difference learning with function approximation. *Advances in neural information processing systems*, 9, 1996.
- [58] Christopher J. C. H. Watkins and Peter Dayan. Q - learning. *Machine Learning*, 8(3):279–292, 1992.
- [59] Ronald J. Williams. Simple statistical gradient-following algorithms for connectionist reinforcement learning. *Machine Learning*, 8:229–256, 2004.
- [60] Ronald J. Williams. Simple statistical gradient-following algorithms for connectionist reinforcement learning. *Machine Learning*, 8:229–256, 2004.
- [61] Yue Wu and Jesús A De Loera. Turning mathematics problems into games: Reinforcement learning and Gröbner bases together solve integer feasibility problems. *arXiv preprint arXiv:2208.12191*, 2022.

A Appendix

A.1 Log-linear models for categorical data

Statistics readers will be familiar with the exponential family models from [5], and in particular the log-affine setup described in [43], and may skip this section. For the general audience, we offer the following summary, extracted from the background section of [2]. The purpose of this section is to explain where the design matrix comes from, and how the class of log-linear models applies to any categorical data.

Denote by $X = (X_1, \dots, X_k)$ a discrete random vector in the state space $\mathcal{X} = [d_1] \times \dots \times [d_k]$, where $[d] = \{1, 2, \dots, d\}$ for any positive integer d . The *log-affine* model is the discrete exponential family that takes the following form:

$$f_\theta(x) = h(x)e^{\eta(\theta)^T t(x) - \psi(\theta)}.$$

In the expression above, $t(x) : \mathcal{X} \rightarrow \mathbb{R}^m$ is the sufficient statistic vector and $\eta(\theta) : \Theta \rightarrow \mathbb{R}^m$ is the natural parameter vector. The normalizing constant, or log-partition function, is $\psi : \Theta \rightarrow \mathbb{R}$.

One may assume that $h(x) = \mathbf{1}$ is a constant 1 vector. This is the case in which the model is said to be *log-linear*. The assumption simplifies the algebraic considerations; but more importantly, a substitution of indeterminates can easily recover the original log-affine model.

The model representation of interest to us arises when data are arranged in a contingency table cross-classifying items according to the k categories, so that the sufficient statistic computation is realized as a linear operation on the table. Namely, consider $U \in \mathbb{Z}_{\geq 0}^{d_1 \times \dots \times d_k}$, a k -dimensional table of format $d_1 \times \dots \times d_k$, whose sample space $\mathbb{Z}_{\geq 0}^{d_1 \times \dots \times d_k}$ naturally corresponds to \mathcal{X} . In the table U , the (i_1, \dots, i_k) -entry u_{i_1, \dots, i_k} records the number of instances of the joint event $(X_i = i_1, \dots, X_k = i_k)$ in the data. There is a corresponding probability table P , of the same format $d_1 \times \dots \times d_k$, whose cells p_{i_1, \dots, i_k} are joint probabilities. Algebraically, since computing marginals $t(U)$ is a linear operation on cells of the table U , one can also simply write $t(U) = AU$ for some integer matrix A and U written in vectorized form $X \in \mathbb{Z}_{\geq 0}^{d_1 \dots d_k}$. We use the same notation U for both the matrix and table format, as the entries are identical, the vector format is just a matter of flattening the table into a vector. A log-linear model for X_1, \dots, X_k can be equivalently expressed as

$$P(X = x) = P(U = u) \propto \exp\{\langle Au, \theta \rangle\}, \quad (8)$$

whose sufficient statistics $t(x)$ are some set of *marginals* Au of the contingency table. Geometrically, the model is completely determined by the *design matrix* A .

A.2 Detailed comparison to related work

We have mentioned in the main text that [61] proposed casting the general integer feasibility problem into a Markov Decision Process and applying a specific reinforcement learning algorithm to solve it. While the problem they solve is different from the problem we solve, both rely on a particular way to sample the lattice points in a polytope. The purpose of this section is to draw parallels and highlight differences in our work compared to [61], because their algorithm serves as our the starting point in terms of algorithm design.

[61] uses two key theoretical ingredients for their game. First, using a powerful polytope universality result, they show that every integer feasibility problem is linearly equivalent to a 3-dimensional problem where certain entries of the solution vector must be zero. This low-dimensional problem's feasibility and an initial solution are easily determined. Then, they propose to use RL to traverse the space of all of its solutions and reward the agent for discovering the states that have zeros in the entries prescribed by the linear embedding. Thus, the winning state will be a feasible solution to the original problem. The second ingredient are the actions used to traverse the solution space of the 3-dimensional problem, known in computational algebra as a Gröbner basis [52]. One of the main computational challenges in this setting is the fact that the low-dimensional embedding is too large to explore. Hence the application of RL is a logical step forward due to its ability to scale with the problem size, as well as produce an approximate optimal answer to the problem, without searching through the entire solution space. In terms of RL, they use a twin delayed deep deterministic policy gradient algorithm (DDPG): an off-policy RL algorithm that uses two action-value networks

$Q(\cdot, \cdot; \theta)$ and $Q(\cdot, \cdot; \theta')$ to encode the latest optimal policy of the agent. The two Q networks help with prevention of overestimation of the Q-function during training. Furthermore, because the targets in the learning regime are Bellman updates given by the sum of the current reward and the discounted future reward, under the constantly updated policy, they are in a sense non-stationary. Hence, occasionally freezing the weights of $Q(\cdot, \cdot; \theta')$ and using it for the Bellman target computation and using $Q(\cdot, \cdot; \theta)$ for storing the optimal policy helps with minimization of the loss function during training. However, such an approach requires one to keep a large enough memory buffer, as well as a burn-in sample, in order to train both networks. During training, the algorithm uses samples from both the memory buffer and the burn-in sample to de-correlate the underlying dependency of the sample with respect to the current policy π . The reason is that one desires an i.i.d. sample during the network training stage to obtain an unbiased estimator of the action-value function. They demonstrate the method on the equivalent *two*-dimensional problem.

In our algorithm, we do not use a Gröbner basis, but rather a lattice basis, a subset order of magnitude smaller (a smallest possible Markov sub-basis [16, Lemma 4.2]). We consider the general fiber sampling problem, rather than the integer feasibility problem, and note that we can apply our algorithm to the problem they are solving, by modifying our reward function R_t to include a cost minimization aspect to it. Another key difference between our work and [61] is the RL algorithm that we implement. The off-policy approach will likely fail in the case when one is working with sparse fibers, where obtaining a burn-in sample using some greedy algorithm has proved a nontrivial task. For example, if we naively apply a random walk algorithm to a sparse initial solution, where each move is sampled from a multinomial distribution, more often than not the random walk algorithm cannot produce a single feasible point besides the initial one (for a tiny but sparse example with low move acceptance probabilities, see [2, Figure 1]). Unlike the twin delayed DDPG, we do not require a burn-in sample of observations $(s_t, a_t, r_t, s_{t+1})_i, i \in [N]$, as we are using an on-line training method. This approach relies on training the policy and state-value neural networks on the sample collected along the current trajectory $(s_0, a_0, r_1, s_1, a_1, r_2, \dots)$ consisting of states, actions and corresponding rewards. Furthermore, because our policy has a masking module which only uses a subset of lattice basis vectors, per a state, we are able to sample sparse fibers relatively effectively, restricting the magnitude of each move.

Finally, we note that as in [61, §6.5], our algorithm generalizes well when perturbing the fiber by increasing the marginal vector b (see Figure 5). Such a generalization is extremely helpful when working with limited computation resources, and it minimizes training times of the neural networks.

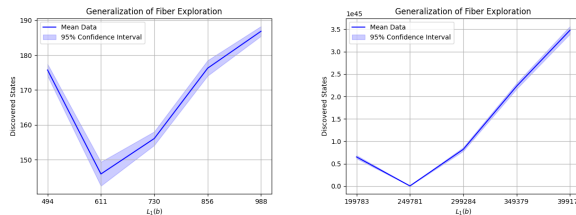


Figure 5: (left) We show the 95% confidence interval of the generalization of the sampling algorithm, as we increase the margins, applied to a problem in which the initial solution is given by a graph consisted of 50 nodes. (right) We show the 95% confidence interval of the generalization of the sampling algorithm, as we increase the margins, applied to a problem in which the initial solution is given by a graph consisted of 1000 nodes.

A.3 Ergodicity of the fiber sampling MDP

The next assumption ensures that the Markov chains obtained by following any policy π have a stationary distributions, through which we can define loss functions in the expectation.

Assumption A.1. *Markov chains $\{S_t\}$ and $\{S_t, A_t\}$ are irreducible and aperiodic with a unique stationary probabilities $\mu(s)$ and $\eta(s, a) = \mu(s)\pi(a|s)$.*

In our case the above assumption is satisfied due to the finite state space \mathcal{S} : in the problems with which we work, $P_A(b)$ is a polytope, which means it is bounded, and therefore the fiber is finite. Any state can be reached from any other state, in finite time. And moreover, aperiodic property is satisfied

because we are able to produce a zero action $A_t = \mathbf{0}$. [33] assume uniqueness of measure, and we follow the same setup.

In general, the linear system $Mx = b$ may define a polyhedral system which is unbounded, in which case the state space would be infinite. Our algorithm assumes a polytope.

A.4 Cumulative discounted reward

Let G_t denote the cumulative discounted reward starting at time t and write

$$G_t := \sum_{k=0}^{\infty} \gamma^k R_{t+k+1}.$$

Because we are sampling a finite fiber \mathcal{F}_A , the state space is bounded, i.e. there exists B_S such that for all $s \in \mathcal{S}$, it follows that $|s| \leq B_S$. Furthermore, the action space \mathcal{A} is also bounded by design, mentioned on page 5. Therefore, we have that for all t , reward R_{t+1} is also bounded, i.e. for all (S_t, A_t) tuples, there exists a constant B_R such that

$$|R_{t+1}| \leq B_R.$$

Then, it immediately follows that

$$G_t \leq \frac{1}{1-\gamma} B_R, \quad \gamma \in (0, 1)$$

by the convergence of a geometric series. Let V_π denote the state-value function under policy π , starting from state $S_t = s$ at time t , given by

$$V_\pi(s) := \mathbb{E}_{\tau \sim \pi} [G_t \mid S_t = s]$$

where τ denotes the trajectory sampled using policy π . Similarly as above, it follows that

$$V_\pi(s) \leq \frac{1}{1-\gamma} B_R, \quad \gamma \in (0, 1).$$

Furthermore, denote the action-value function by $Q_\pi(s, a)$ under policy π and write

$$Q_\pi(s, a) := \mathbb{E}_{\tau \sim \pi} [G_t \mid S_t = s, A_t = a].$$

Again it follows that

$$Q_\pi(s, a) \leq \frac{1}{1-\gamma} B_R, \quad \gamma \in (0, 1).$$

A.5 Bounded policy gradient

Proof of Claim 3.1. Part (a) of the claim follows immediately from ergodicity, stated in Assumption A.1. Let us prove part (b). First note that for any parameterization θ , the policy $\pi(a|s; \theta)$ is bounded for all s, a pairs:

$$0 < \pi(a|s; \theta) \leq 1, \quad \text{for all } \theta, s, a.$$

Furthermore, the map $\theta \mapsto \pi_\theta(a|s)$ is twice continuously differentiable, if we choose a smooth enough activation functions of the network h ; for example, one can pick sigmoid, tanh, softmax, etc. Due to Assumption 3.1, it follows that both first and second gradients are bounded. \square

A.6 Derivation of the actor parameter update

The objective function $L_a(\theta)$ of the actor, under policy π_θ parametrized by θ ,

$$L_a(\theta) := V_{\pi_\theta}(s_0).$$

This expression is exactly the state-value function starting from the initial state $S_0 = s_0$. Next, consider the classical theorem which computes the gradient of the state-value function.

Theorem A.1 (Policy Gradient Theorem [54]). *Given the state-value function V_{π_θ} under parametrized policy π_θ , define the gradient objective $J(\theta)$ as*

$$L_a(\theta) = V_{\pi_\theta}(s_0),$$

where μ_{π_θ} is the stationary distribution of states s under the Markov chain induced by policy π_θ . Then, the gradient of the objective $L_a(\theta)$ with respect to parameter θ is given by

$$\nabla_\theta L_a(\theta) = \nabla_\theta V_{\pi_\theta}(s_0) = \mathbb{E}_{\pi_\theta} \left[Q_{\pi_\theta}(S_t, A_t) \nabla_\theta \ln \pi_\theta(A_t | S_t) \right].$$

Proof. Note that the following relationship holds, $Q(s, a) = R_{t+1}(s, a) + \gamma V(S_{t+1})$, because R_{t+1} does not depend on S_{t+1} hence it can be moved outside of the expectation. Then, given an arbitrary observed state $S_t = s$ at time t , we can write:

$$\begin{aligned} \nabla_\theta V_{\pi_\theta}(s) &= \nabla_\theta \mathbb{E}_{\pi_\theta} \left[G_t \mid S_t = s, \pi_\theta \right] \\ &= \nabla_\theta \mathbb{E}_{\pi_\theta} \left[R_{t+1}(s, A_t) + \gamma G_{t+1} \mid S_t = s, \pi_\theta \right] \\ &= \nabla_\theta \mathbb{E}_{\pi_\theta} \left[R_{t+1}(s, A_t) + \gamma V_{\pi_\theta}(S_{t+1}) \mid S_t = s, \pi_\theta \right] \\ &= \nabla_\theta \sum_a \pi_\theta(a|s) \left[R_{t+1}(s, a) + \gamma V_{\pi_\theta}(S_{t+1}) \right] \\ &= \nabla_\theta \sum_a \pi_\theta(a|s) Q_{\pi_\theta}(a, s) \\ &= \sum_a \left[\nabla_\theta \pi_\theta(a|s) Q_{\pi_\theta}(a, s) + \pi_\theta(a|s) \nabla_\theta Q_{\pi_\theta}(a, s) \right] \\ &= \sum_a \left[\nabla_\theta \pi_\theta(a|s) Q_{\pi_\theta}(a, s) \right. \\ &\quad \left. + \pi_\theta(a|s) \nabla_\theta \sum_{s', r} p(s', r|s, a) (R_{t+2} + \gamma V_{\pi_\theta}(s')) \right] \\ &= \sum_a \left[\nabla_\theta \pi_\theta(a|s) Q_{\pi_\theta}(a, s) \right. \\ &\quad \left. + \pi_\theta(a|s) \sum_{s'} p(s'|s, a) \gamma \nabla_\theta V_{\pi_\theta}(s') \right] \\ &= \sum_a \left[\nabla_\theta \pi_\theta(a|s) Q_{\pi_\theta}(a, s) + \pi_\theta(a|s) \sum_{s'} p(s'|s, a) \right. \\ &\quad \cdot \gamma \sum_{a'} \left[\nabla_\theta \pi_\theta(a'|s') Q_{\pi_\theta}(a', s') \right. \\ &\quad \left. \left. + \pi_\theta(a'|s') \sum_{s''} p(s''|s', a') \gamma \nabla_\theta V_{\pi_\theta}(s'') \right] \right] \\ &= \sum_{x \in \mathcal{S}} \sum_{k=0}^{\infty} \gamma^k Pr(s \rightarrow x, k, \pi_\theta) \sum_a \nabla_\theta \pi_\theta(a|x) Q_{\pi_\theta}(a, x). \end{aligned}$$

Here $Pr(s \rightarrow x, k, \pi_\theta)$ is the probability of being in state x after k steps under policy π_θ and starting from state s . Note that the discounting factors γ, γ^2, \dots have been absorbed into the probability. It

follows then that

$$\begin{aligned}
\nabla_{\theta} L_a(\theta) &= \nabla_{\theta} V_{\pi_{\theta}}(s_0) \\
&= \sum_s \sum_{k=0}^{\infty} Pr(s_0 \rightarrow s, k, \pi_{\theta}) \sum_a \nabla_{\theta} \pi_{\theta}(a|s) Q_{\pi_{\theta}}(a, s) \\
&= \sum_s \eta(s) \sum_a \nabla_{\theta} \pi_{\theta}(a|s) Q_{\pi_{\theta}}(a, s) \\
&= \sum_{s'} \eta(s') \sum_s \frac{\eta(s)}{\sum_{s'} \eta(s')} \sum_a \nabla_{\theta} \pi_{\theta}(a|s) Q_{\pi_{\theta}}(a, s) \\
&= \sum_{s'} \eta(s') \sum_s \mu_{\pi_{\theta}}(s) \sum_a \nabla_{\theta} \pi_{\theta}(a|s) Q_{\pi_{\theta}}(a, s) \\
&\propto \sum_s \mu_{\pi_{\theta}}(s) \sum_a \nabla_{\theta} \pi_{\theta}(a|s) Q_{\pi_{\theta}}(a, s),
\end{aligned}$$

where $\mu_{\pi_{\theta}}(s)$ is the on-policy, stationary state distribution under policy π_{θ} . In the case of a continuing task, the proportionality constant is 1, therefore

$$\nabla_{\theta} L_a(\theta) = \sum_s \mu_{\pi_{\theta}}(s) \sum_a \nabla_{\theta} \pi_{\theta}(a|s) Q_{\pi_{\theta}}(s, a).$$

We can further manipulate the expression above to get a gradient computation found in the REINFORCE algorithm [60]:

$$\begin{aligned}
\nabla_{\theta} L_a(\theta) &= \sum_s \mu_{\pi_{\theta}}(s) \sum_a \nabla_{\theta} \pi_{\theta}(a|s) Q_{\pi_{\theta}}(s, a) \\
&= \mathbb{E}_{\pi_{\theta}} \left[\sum_a \nabla_{\theta} \pi_{\theta}(a|S_t) Q_{\pi_{\theta}}(S_t, a) \right] \\
&= \mathbb{E}_{\pi_{\theta}} \left[\sum_a \pi_{\theta}(a|S_t) Q_{\pi_{\theta}}(S_t, a) \frac{\nabla_{\theta} \pi_{\theta}(a|S_t)}{\pi_{\theta}(a|S_t)} \right] \\
&= \mathbb{E}_{\pi_{\theta}} \left[Q_{\pi_{\theta}}(S_t, A_t) \frac{\nabla_{\theta} \pi_{\theta}(A_t|S_t)}{\pi_{\theta}(A_t|S_t)} \right] \\
&= \mathbb{E}_{\pi_{\theta}} \left[Q_{\pi_{\theta}}(S_t, A_t) \nabla_{\theta} \ln \pi_{\theta}(A_t|S_t) \right].
\end{aligned}$$

□

We can modify the gradient computation above in a way that the value of the gradient remains the same, while the variance of an estimator of this gradient is reduced. We accomplish this by introducing a baseline function, denoted $b(\cdot)$. The following Lemma A.1 shows that this modification indeed does not change the policy gradient.

Lemma A.1. *Given the baseline function $b(S_t)$, we can write the gradient of the state-value function in the form of*

$$\nabla_{\theta} L_a(\theta) = \mathbb{E}_{\pi_{\theta}} \left[(Q_{\pi_{\theta}}(S_t, A_t) - b(S_t)) \nabla_{\theta} \ln \pi_{\theta}(A_t|S_t) \right].$$

Proof. We want to show that

$$\mathbb{E}_{\pi_{\theta}} \left[b(S_t) \nabla_{\theta} \ln \pi_{\theta}(A_t|S_t) \right] = 0,$$

from which the result will follow. We note that one can rewrite the expectation as:

$$\begin{aligned}
\mathbb{E}_{\pi_\theta} \left[b(S_t) \nabla_\theta \ln \pi_\theta(A_t | S_t) \right] &= \sum_{S_t=s} \mu_{\pi_\theta}(s) \sum_{A_t=a} \nabla_\theta \pi_\theta(a|s) b(s) \\
&= \sum_{S_t=s} \mu_{\pi_\theta}(s) b(s) \nabla_\theta \sum_{A_t=a} \pi_\theta(a|s) \\
&= \sum_{S_t=s} \mu_{\pi_\theta}(s) b(s) \nabla_\theta 1 = 0.
\end{aligned}$$

Thus, it follows that

$$\begin{aligned}
\nabla_\theta L_a(\theta) &= \mathbb{E}_{\pi_\theta} \left[(Q_{\pi_\theta}(S_t, A_t) - b(S_t)) \nabla_\theta \ln \pi_\theta(A_t | S_t) \right] \\
&= \nabla_\theta L_a(\theta) - 0 = \nabla_\theta L_a(\theta).
\end{aligned}$$

□

Therefore, as long as the baseline function does not depend on the action $A_t = a$, we can absorb it inside of the gradient computation. For example, a popular choice is $b(S_t) = V_{\pi_\theta}(S_t)$. Then, we get

$$A_\theta(S_t, A_t) = Q_{\pi_\theta}(S_t, A_t) - V_{\pi_\theta}(S_t),$$

which is called the advantage function [3]. Then the gradient is written as

$$\nabla_\theta L_a(\theta) = \mathbb{E}_{\pi_\theta} \left[A_\theta(S_t, A_t) \nabla_\theta \ln \pi_\theta(A_t | S_t) \right]. \quad (9)$$

Notice that we can approximate the gradient in (9) by defining an estimator

$$\widehat{\nabla_\theta L_a(\theta)} := \frac{1}{K} \sum_{l=0}^{K-1} \delta_\theta(l) \nabla_\theta \ln \pi_\theta(A_l | S_l),$$

where

$$\delta_\theta(l) := R_{l+1}(S_l, A_l) + \gamma V_{\pi_\theta}(S_l + A_l) - V_{\pi_\theta}(S_l)$$

is called a temporal difference (TD) [53]. Note that $S_{l+1} = S_l + A_l$ due to the environment dynamics defined in 2.2. We can go a step further and generalize the estimate above.

Definition A.1 (Generalized Advantage Estimate (GAE) [50]). *Define the advantage estimate in the following way*

$$\begin{aligned}
\hat{A}^{(1)}(t) &= R_{t+1} + \gamma V(S_{t+1}) - V(S_t) = \delta(t) \\
\hat{A}^{(2)}(t) &= R_{t+1} + \gamma R_{t+2} + \gamma^2 V(S_{t+2}) - V(S_t) \\
&= \delta(t) + \gamma(\delta(t+1)) \\
&\vdots \\
\hat{A}^{(k)}(t) &= \sum_{l=0}^k \gamma^l \delta(t+l) \\
&\vdots \\
\hat{A}^{(\infty)}(t) &= \sum_{l=0}^{\infty} \gamma^l \delta(t+l) = -V(S_t) + \sum_{l=0}^{\infty} \gamma^l R_{t+1+l}.
\end{aligned}$$

Then, for $\lambda \in [0, 1]$ and policy π_θ , define the Generalized Advantage Estimate as

$$\widehat{A_{GAE}}(t) = (1 - \lambda) \sum_{k=0}^{\infty} \lambda^k \hat{A}^{(k)}(t) = \sum_{l=0}^{\infty} (\gamma \lambda)^l \delta(t+l).$$

Note that the GAE is a biased estimator of the advantage function $A_\theta(S_t, A_t) = Q_{\pi_\theta}(S_t, A_t) - V_{\pi_\theta}(S_t)$, in which the bias comes from the discount factor λ . It decomposes into an estimator of $Q_{\pi_\theta}(S_t, A_t)$ and the baseline function $b(S_t)$. We thus define a generalized advantage estimator policy gradient as:

$$\nabla_\theta L_{GAE}(\theta) := \mathbb{E}_{\pi_\theta} \left[\widehat{A_{GAE}}(t) \nabla_\theta \ln \pi_\theta(A_t | S_t) \right].$$

Furthermore, note that because the TDs are bounded, due to the state-value function and instantaneous rewards being bounded, the $\widehat{A_{GAE}}$ is bounded as well for all t . From the previous subsection we know that $\nabla_\theta \ln \pi_\theta(A_t | S_t)$ is bounded as well and thus, by the Fubini-Tonelli theorem, it follows that

$$\begin{aligned} \nabla_\theta L_{GAE}(\theta) &= \mathbb{E}_{\pi_\theta} \left[\widehat{A_{GAE}}(t) \nabla_\theta \ln \pi_\theta(A_t | S_t) \right] \\ &= \sum_{l=0}^{\infty} (\gamma\lambda)^l \mathbb{E}_{\pi_\theta} \left[\delta(t+l) \nabla_\theta \ln \pi_\theta(A_t | S_t) \right]. \end{aligned}$$

Then we have that

$$\begin{aligned} \nabla_\theta L_a(\theta) &= \mathbb{E}_{\pi_\theta} \left[A_\theta(S_t, A_t) \nabla_\theta \ln \pi_\theta(A_t | S_t) \right] \\ &\approx \nabla_\theta L_{GAE}(\theta) \end{aligned}$$

where equality holds when $\lambda = 1$. Note that the TD terms $\delta(k+l)$ are exponentially discounted and thus terms further in the future contribute significantly less to the value of the infinite sum. Hence, we can truncate the sum up to some step $K-1$ such that

$$\begin{aligned} g_a(\theta) &:= \sum_{l=0}^{K-1} (\gamma\lambda)^l \mathbb{E}_{\pi_\theta} \left[\delta(t+l) \nabla_\theta \ln \pi_\theta(A_t | S_t) \right] \tag{10} \\ &= \sum_{l=0}^{K-1} (\gamma\lambda)^l \left(\mathbb{E}_{\pi_\theta} \left[R_{t+1}(S_t, A_t) \nabla_\theta \ln \pi_\theta(A_t | S_t) \right] \right. \\ &\quad \left. + \mathbb{E}_{\pi_\theta} \left[\gamma V_{\pi_\theta}(S_{t+1}) \nabla_\theta \ln \pi_\theta(A_t | S_t) \right] \right. \\ &\quad \left. - \mathbb{E}_{\pi_\theta} \left[V_{\pi_\theta}(S_t) \nabla_\theta \ln \pi_\theta(A_t | S_t) \right] \right). \end{aligned}$$

All the above computations have been derived under the assumption that we have an exact expression of the state-value function V_{π_θ} . However, in practice, this is usually not the case and we can only work with an approximation of such function under some parameterization ω . In what follows, we show that such parameterization does not pose any issue in the gradient estimate. We follow the work of [41] and [57] and define, for any θ , two inner products $\langle \cdot, \cdot \rangle_\theta^1$ and $\langle \cdot, \cdot \rangle_\theta^2$ of two pairs of real-valued functions F_1^1, F_2^1 , on $\mathcal{S} \times \mathcal{A}$, and F_1^2, F_2^2 on \mathcal{S} viewed as vectors in $\mathbb{Z}^{|\mathcal{S}| \times |\mathcal{A}|}$ and $\mathbb{Z}^{|\mathcal{S}|}$, by

$$\begin{aligned} \langle F_1^1, F_2^1 \rangle_\theta^1 &:= \sum_{s,a} \mu_\theta(s) \pi_\theta(a|s) F_1^1(s, a) F_2^1(s, a) \\ \langle F_1^2, F_2^2 \rangle_\theta^2 &:= \sum_s \mu_\theta(s) F_1^2(s) F_2^2(s). \end{aligned}$$

If we only consider partial derivative w.r.t parameter components θ^i we can write equation (10) as

$$\begin{aligned} \frac{\partial}{\partial \theta^i} g_a(\theta) &= \sum_{l=0}^{K-1} (\gamma\lambda)^l \left(\langle R_{t+1}(S_t, A_t), \psi_\theta^{1,i} \rangle_\theta^1 \right. \\ &\quad \left. + \langle V_{\pi_\theta}(S_{t+1}), \psi_\theta^{2,i} \rangle_\theta^2 - \langle V_{\pi_\theta}(S_t), \psi_\theta^{2,i} \rangle_\theta^2 \right) \\ &\quad i = 1, \dots, n, \end{aligned}$$

where $\psi_\theta^{1,i}, \psi_\theta^{2,i}$ denote the i -th vector components of

$$\begin{aligned} \psi_\theta^1(S_t, A_t) &:= \nabla_\theta \ln \pi_\theta(A_t | S_t) \\ \psi_\theta^2(S_t) &:= \sum_a \pi_\theta(a | S_t) \nabla_\theta \ln \pi_\theta(a | S_t). \end{aligned}$$

To clarify the last sentence, consider the objects $\psi_\theta(S_t, A_t)^1$ and $\psi_\theta(S_t)^2$, which are already vectors of a fixed state-action (S_t, A_t) and state S_t respectively, due to the gradient term inside it. However, in the view of the inner products $\langle \cdot, \cdot \rangle_\theta^j$, $j = 1, 2$, each component is a different state-action (s, a) and state s and not the partial derivatives of the gradient itself. Thus, we are looking at a vector with components being vectors as well. The outer vector is comprised of state-action components $S_t = s, A_t = a$ and state components $S_t = s$ and the inner vectors are comprised of the gradients with respect to θ . Hence, if we only consider the component of the gradient indexed by the partial derivative $\frac{\partial}{\partial \theta^i}$, we get vectors $\psi_\theta^{1,i}$ in $\mathbb{Z}^{|S||A|}$ and $\psi_\theta^{2,i}$ in $\mathbb{Z}^{|S|}$.

Furthermore, define projections $\Pi_\theta^1 : \mathbb{Z}^{|S||A|} \mapsto \Psi_\theta^1$, $\Pi_\theta^2 : \mathbb{Z}^{|S|} \mapsto \Psi_\theta^2$ as $\Pi_\theta^1 F := \arg \min_{\hat{F} \in \Psi_\theta^1} \|F - \hat{F}\|_\theta^1$ and $\Pi_\theta^2 F := \arg \min_{\hat{F} \in \Psi_\theta^2} \|F - \hat{F}\|_\theta^2$, respectively. Here, $\|\cdot\|_\theta^1$ and $\|\cdot\|_\theta^2$ are the norms

on $\mathbb{Z}^{|S||A|}, \mathbb{Z}^{|S|}$ induced by inner products $\langle \cdot, \cdot \rangle_\theta^1$ and $\langle \cdot, \cdot \rangle_\theta^2$. By definition of a projection, it follows that the error of the projection is orthogonal to the projection space. Hence, in both cases, $\langle \Pi_\theta^1 R_{t+1}(S_t, A_t) - R_{t+1}(S_t, A_t), \psi_\theta^{1,i} \rangle_\theta^1 = 0$ and $\langle \Pi_\theta^2 V_{\pi_\theta} - V_{\pi_\theta}, \psi_\theta^{2,i} \rangle_\theta^2 = 0$ imply that $\langle \Pi_\theta^1 R_{t+1}(S_t, A_t), \psi_\theta^{1,i} \rangle_\theta^1 = \langle R_{t+1}(S_t, A_t), \psi_\theta^{1,i} \rangle_\theta^1$ and $\langle \Pi_\theta^2 V_{\pi_\theta}, \psi_\theta^{2,i} \rangle_\theta^2 = \langle V_{\pi_\theta}, \psi_\theta^{2,i} \rangle_\theta^2$ which in turn shows that it suffices to learn the projection of V_{π_θ} onto Ψ_θ in order to compute the approximation of the gradient $g_a(\theta)$. So, let V_ω be a projection of the state-value function onto the subspace spanned by Ψ_θ , and let

$$\delta_\omega(t) := R_{t+1} + \gamma V_\omega(t+1) - V_\omega(t).$$

Then we write the gradient approximation of the exact gradient as

$$g_a(\theta, \omega) := \sum_{l=0}^{K-1} (\gamma \lambda)^l \mathbb{E}_{\pi_\theta} \left[\delta_\omega(t+l) \nabla_\theta \ln \pi_\theta(A_t | S_t) \right]. \quad (11)$$

Furthermore, because we are collecting data in a on-line fashion, we are estimating the gradient along a truncated trajectory $\tau_{t:t+K}$. Hence, the gradient estimator can be computed as

$$\hat{g}_a(\theta, \omega) := \frac{1}{K} \sum_{k=0}^{K-1} \nabla_\theta \ln \pi_\theta(A_k | S_k) \sum_{l=k}^{K-1} (\gamma \lambda)^{l-k} \delta_\omega(t+l). \quad (12)$$

These detailed considerations allow us to define the actor parameter update as in Definition 3.1.

A.7 Feature vector bounds

In Section 3, we noted that, not having access to the analytical form of the state-value function V , we parametrize it:

$$V_\omega(S_t) := \phi_\theta(S_t)^T \omega \approx V_\theta.$$

This parametrization can be written in matrix form as follows:

$$\begin{aligned} V_\omega(S_t) &= \begin{bmatrix} \phi_\theta(S_1) \\ \vdots \\ \phi_\theta(S_n) \end{bmatrix} \omega \\ &= \begin{bmatrix} \phi_{1,\theta}(S_1) & \dots & \phi_{n,\theta}(S_1) \\ \vdots & & \vdots \\ \phi_{1,\theta}(S_n) & \dots & \phi_{n,\theta}(S_n) \end{bmatrix} \omega = \Phi \omega. \end{aligned}$$

Claim A.1. *Adopting the notation above, the following conditions are satisfied:*

- (a) *For every $s \in \mathcal{S}$, the mapping $\theta \mapsto \phi_\theta$ is continuous, bounded, and differentiable.*
- (b) *The span of vectors ϕ_θ^j , $j = 1, \dots, m$ in $\mathbb{Z}^{|S|}$, denoted by Φ_θ contains Ψ_θ .*

Proof of Claim A.1. Part (a) of the claim follows by assumption 3.1 and Claim 3.1.

Part (b) is a technicality needed to ensure that the neural network is well posed. Essentially, it says the following. Given the feature vector space Φ_θ , the policy network maps the vector space to another vector space defined implicitly by $\pi_\theta(a|\phi_\theta(S_t))$. Taking the logarithm and then back-propagating with a gradient ∇_θ , we again end up in the feature space Φ_θ . Thus the assumption ensures that taking the gradient of the network, we will end back in the feature space. Such an assumption is naturally satisfied with a proper choice of activation functions. It also ensures that the projector Π_θ does not become ill-conditioned. \square

A.8 Critic minimization objective and parameter update

As mentioned on page 7, one of the most basic but well established minimization objectives, the n -step bootstrap, minimizes the difference between collected rewards along a truncated trajectory $\tau_{t:t+K}$ and the parametrized state-value function V_ω .

In mathematical detail, consider the difference between collected rewards and state-value function:

$$\begin{aligned} L_{gc}(\theta, \omega) = & \\ \min_{\omega} \frac{1}{2} \mathbb{E}_{\pi_\theta} \left[\sum_{k=0}^{K-1} \left(-V_\omega(S_{t+k}) \right. \right. & \\ \left. \left. + \left(\sum_{j=k}^{K-1} \gamma^{j-k} R_{t+1+j}(S_{t+j}, A_{t+j}) + \gamma^{K-k} V_\omega(S_{t+K}) \right) \right)^2 \right]. & \end{aligned} \quad (13)$$

Now, consider the definition of critic parameter update in 3.3. Assume that the system is in time $t + K - 1$ and take the gradient of minimization objective (6) with respect to the parameter ω_{t+K-1} :

$$\begin{aligned} g_c(\theta_{t+K-1}, \omega_{t+K-1}) := & \\ \mathbb{E}_{\pi_\theta} \left[\sum_{k=0}^{K-1} \left(V_{\omega_{t+K-1}}(S_{t+k}) \right. \right. & \\ \left. \left. - \left(\sum_{j=k}^{K-1} \gamma^{j-k} R_{t+1+j} + \gamma^{K-k} V_{\omega_{t+K-1}}(S_{t+K}) \right) \right) \right. & \\ \left. \cdot \left(\phi_{\theta_{t+K-1}}(S_{t+k}) - \gamma^{K-k} \phi_{\theta_{t+K-1}}(S_{t+K}) \right) \right] & \end{aligned} \quad (14)$$

which in turn gives us the critic updated at time $t + K - 1$:

$$\begin{aligned} \omega_{t+K} = \omega_{t+K-1} + \beta(t + K - 1) & \\ \cdot \sum_{k=0}^{K-1} \left(V_{\omega_{t+K-1}}(S_{t+k}) - \left(\sum_{j=k}^{K-1} \gamma^{j-k} R_{t+1+j}(S_{t+j}, A_{t+j}) \right. \right. & \\ \left. \left. + \gamma^{K-k} V_{\omega_{t+K-1}}(S_{t+K}) \right) \right) & \\ \cdot \left(\phi_{\theta_{t+K-1}}(S_{t+k}) - \gamma^{K-k} \phi_{\theta_{t+K-1}}(S_{t+K}) \right), & \quad (15) \\ \nabla_{\omega_{t+K-1}} V_{\omega_{t+K-1}}(S_{t+l}) = \phi_{\theta_{t+K-1}}(S_{t+l}). & \end{aligned}$$

A.9 Convergence: proof of Theorem 4.1

We aim to setup our algorithm in the framework presented by [13] and apply their convergence theorem. In the most general case, we are presented with the following stochastic iterative scheme

$$x_{n+1} = x_n + a(n)[h(x_n, y_n) + M_{n+1}^{(1)}] \quad (16)$$

$$y_{n+1} = y_n + b(n)[g(x_n, y_n) + M_{n+1}^{(2)}] \quad (17)$$

where $a(n)$ and $b(n)$ are step-sizes for the iterates, h and g are Lipschitz continues functions of the parameters at hand, and $M_{n+1}^{(i)}$ is a martingale difference with bounded second moments for $i = 1, 2$. The difficulty of showing convergence of such a scheme is that both equations above are coupled with respect to the parameters they are updating. One potential approach would be to fix one parameter and converge the second, and then converge the first parameter as well. Although somewhat viable, the approximate convergence times for such approach would be much larger than what the o.d.e. method proposes. Namely, in this method the step-sizes $a(n)$ and $b(n)$ are chosen in such a way that one parameter is updated with a much slower rate than the other. In that case, the slower iterate (parameter) becomes quasi-stationary from the perspective of the fast iterate. By picking such viable step-sizes, one can show that the stochastic iterative scheme given by (16) and (17) converges to a local optimum (x^*, y^*) . The idea behind introducing ordinary differential equations in the analysis of the above scheme is that one can show that both iterates in (16) and (17) asymptotically follow the trajectories of certain o.d.e.'s. If these o.d.e.'s have an attractor (an equilibrium point), then the scheme converges to the same point.

The proof heavily leverages the setup presented above as well as the derivations in [41]. Before presenting the proof, we need to re-cast our algorithm in the form of Equations (16) and (17) and check whether it satisfies the conditions presented above.

To this end, let θ_t and ω_t denote the actor and critic parameters when the system is in time t , respectively. Our goal is to show that the parameters $(\theta_t, \omega_t) \rightarrow (\theta^*, \omega^*)$ converge to a global optimum (θ^*, ω^*) . We do this by showing that iterates in Equations (5) and (15) satisfy conditions A.1, A.2, A.3, A.4, A.5, A.6, and then we apply Lemma A.2 and Theorem A.2.

We first put Equations (5) and (15) in the correct form. Let

$$M_{t+1}^{(c)} = \hat{g}_c(\theta_t, \omega_t) - g_c(\theta_t, \omega_t), \quad (18)$$

$$M_{t+1}^{(a)} = \hat{g}_a(\theta_t, \omega_t) - g_a(\theta_t, \omega_t). \quad (19)$$

Then the iterates above assume the following form

$$\omega_{t+1} = \omega_t + \beta(t)[g_c(\theta_t, \omega_t) + M_{t+1}^{(c)}] \quad (20)$$

$$\theta_{t+1} = \theta_t + \alpha(t)[g_a(\theta_t, \omega_t) + M_{t+1}^{(a)}] \quad (21)$$

where equations (20),(21) are now in the form of (16) and (17), respectively. In order for the Theorem 1 in [13] (also found in [14]) to be satisfied, we need to show that our algorithm satisfies the following conditions.

Condition A.1. Functions $h : \mathbb{R}^{d+k} \rightarrow \mathbb{R}^d$ and $g : \mathbb{R}^{d+k} \rightarrow \mathbb{R}^k$ are continous and Lipschitz with respect to both input parameters.

Condition A.2. Objects $M_{n+1}^{(i)}$, $i = 1, 2$ are martingale differences with bounded second moments, i.e.

$$\mathbb{E}[M_{n+1}^{(i)} | \mathcal{I}_n] = 0, \quad i = 1, 2$$

where $\mathcal{I}_n = \sigma(x_m, y_m, M_m^{(1)}, M_m^{(2)}, m \leq n)$, $\mathcal{I}_0 \subset \dots \subset \mathcal{I}_n \subset \mathcal{I}_{n+1} \subset \dots \subset \mathcal{I}$ is the filtration generated by information at subsequent times, consisted of prameters x_n, y_n and martingale differences $M_m^{(i)}$, $i = 1, 2$. Moreover their second moments are bounded, i.e.

$$\mathbb{E}[||M_{n+1}^{(i)}||^2 | \mathcal{I}_n] \leq K(1 + ||x_n||^2 + ||y_n||^2), \quad i = 1, 2$$

for a suitable constant K .

Condition A.3. Step-sizes $\{a(n)\}$ and $\{b(n)\}$ are positive scalars satisfying Robbins–Monro criteria

$$\sum_n a(n) = \sum_n b(n) = \infty, \quad \sum_n (a(n)^2 + b(n)^2) < \infty,$$

$$\frac{b(n)}{a(n)} \rightarrow 0$$

In the above, $\frac{b(n)}{a(n)} \rightarrow 0$ implies that the sequence $b(n) \rightarrow 0$ converges to 0 faster compared to the sequence $\{a(n)\}$ and so the iterate in Equation (17) operates on a slower timescale compared to the

iterate in Equation (16). Next, consider an o.d.e. defined as

$$\dot{x}(t) = h(x(t), y) \quad (22)$$

where y is being held fixed and treated as a constant parameter.

Condition A.4. *The o.d.e. in Equation (22) has a globally asymptotically stable equilibrium $\lambda(y)$, where $\lambda : \mathbb{R}^k \rightarrow \mathbb{R}^d$ is a Lipschitz map.*

Given a small ϵ , this condition tells us that the solution $x(t)$ tracks $\lambda(y(t))$ for $t > 0$. This gives rise to the following o.d.e.:

$$\dot{y}(t) = h(\lambda(y(t)), y(t)), \quad (23)$$

where now the equation solely depends on trajectory $y(t)$. Finally, equation (23) yields another condition:

Condition A.5. *The o.d.e. (23) has a globally asymptotically stable equilibrium y^* .*

Given the last two conditions, we expect the trajectory $(x(t), y(t))$ to approximately converge to the point $(\lambda(y^*), y^*)$. The final condition necessary is the following.

Condition A.6. *Iterates x_n and y_n are almost surely bounded, i.e.*

$$\sup_n (\|x_n\| + \|y_n\|) < \infty, \text{ a.s.}$$

Now that we have all conditions in place, we present the Lemma in [14], guarantying asymptotic tracking of $\{\lambda(y_n)\}$ by trajectory $\{x_n\}$ in the almost surely sense.

Lemma A.2 (Presented in [14]). *Given conditions A.1, A.2, A.3, A.4, A.5, A.6, the iterates converge almost surely to the optimum:*

$$(x_n, y_n) \xrightarrow{\text{a.s.}} \{(\lambda(y), y) : y \in \mathbb{R}^k\}$$

Proof. The proof is omitted here as it can be found in [14]. □

Next, we present the main theorem, found in [13] or [14].

Theorem A.2 (Convergence of 2 timescale o.d.e. system [13]). *Given conditions A.1, A.2, A.3, A.4, A.5, A.6*

$$(x_n, y_n) \xrightarrow{\text{a.s.}} (\lambda(y^*), y^*)$$

Proof. The proof is omitted here as it can be found in [14]. □

In the remainder of this section, we show that all of the necessary assumptions hold for the newly defined iterates in Equations (20) and (21).

Lemma A.3 (Lipschitz continuity of g_c, g_a). *Given the analytical gradients g_c, g_a defined above, let (ω_t, ω'_t) and (θ_t, θ'_t) be two sets of critic and actor parameters, respectively. Then,*

$$\begin{aligned} |g_c(\theta_t, \omega_t) - g_c(\theta'_t, \omega'_t)| &\leq L^{(c)} (|\theta_t - \theta'_t| + |\omega_t - \omega'_t|) \\ |g_a(\theta_t, \omega_t) - g_a(\theta'_t, \omega'_t)| &\leq L^{(a)} (|\theta_t - \theta'_t| + |\omega_t - \omega'_t|) \end{aligned}$$

for suitable Lipschitz constants $L^{(c)}, L^{(a)}$.

Proof. First, we focus on the gradient of the critic g_c . To show that g_c is Lipschitz, it is sufficient to show that the partial derivatives $\partial_{\omega_t} g_c$ and $\partial_{\theta_t} g_c$ are continuous and bounded. So,

$$\begin{aligned} \partial_{\omega_t} g_c &= \\ \partial_{\omega_t} \mathbb{E}_{\pi_{\theta_t}} &\left[\sum_{k=0}^{K-1} \left(V_{\omega_t}(S_{t-K+1+k}) - \left(\sum_{j=k}^{K-1} \gamma^{j-k} R_{t-K+2+j} \right. \right. \right. \\ &\left. \left. \left. + \gamma^{K-k} V_{\omega_t}(S_{t+1}) \right) \right) \left(\phi_{\theta_t}(S_{t+k}) - \gamma^{K-k} \phi_{\theta_t}(S_{t+1}) \right) \right] \\ &= \mathbb{E}_{\theta_t} \left[\sum_{k=0}^{K-1} \left(\phi_{\theta_t}(S_{t+k}) - \gamma^{K-k} \phi_{\theta_t}(S_{t+1}) \right)^2 \right] \end{aligned}$$

Applying claim A.1, it follows that ϕ_{θ_t} is continuous and bounded.

Similarly, taking the partial derivative $\partial\theta_t g_c$ gives:

$$\begin{aligned}
\partial\theta_t g_c &= \\
&\partial\theta_t \mathbb{E}_{\pi_{\theta_t}} \left[\sum_{k=0}^{K-1} \left(V_{\omega_t}(S_{t-K+1+k}) - \left(\sum_{j=k}^{K-1} \gamma^{j-k} R_{t-K+2+j} \right. \right. \right. \\
&\quad \left. \left. \left. + \gamma^{K-k} V_{\omega_t}(S_{t+1}) \right) \right) \left(\phi_{\theta_t}(S_{t+k}) - \gamma^{K-k} \phi_{\theta_t}(S_{t+1}) \right) \right] \\
&= \partial\theta_t \sum_s \mu_{\theta_t}(s) \left[\sum_{k=0}^{K-1} \left(V_{\omega_t}(s) - \left(\sum_{j=k}^{K-1} \gamma^{j-k} R_{t-K+2+j} \right. \right. \right. \\
&\quad \left. \left. \left. + \gamma^{K-k} V_{\omega_t}(S_{t+1}) \right) \right) \left(\phi_{\theta_t}(s) - \gamma^{K-k} \phi_{\theta_t}(S_{t+1}) \right) \right] \\
&= \sum_{s \in \mathcal{S}} \partial\theta_t \mu_{\theta_t}(s) \left[\sum_{k=0}^{K-1} \left(V_{\omega_t}(s) - \left(\sum_{j=k}^{K-1} \gamma^{j-k} R_{t-K+2+j} \right. \right. \right. \\
&\quad \left. \left. \left. + \gamma^{K-k} V_{\omega_t}(S_{t+1}) \right) \right) \left(\phi_{\theta_t}(s) - \gamma^{K-k} \phi_{\theta_t}(S_{t+1}) \right) \right] \\
&\quad \sum_{s \in \mathcal{S}} \mu_{\theta_t}(s) \left[\sum_{k=0}^{K-1} \left(\partial\theta_t V_{\omega_t}(s) (\phi_{\theta_t}(s) - \gamma^{K-k} \phi_{\theta_t}(S_{t+1})) \right. \right. \\
&\quad \left. \left. + V_{\omega_t}(s) (\partial\theta_t \phi_{\theta_t}(s) - \gamma^{K-k} \partial\theta_t \phi_{\theta_t}(S_{t+1})) \right. \right. \\
&\quad \left. \left. - (\partial\theta_t \phi_{\theta_t}(s) - \gamma^{K-k} \partial\theta_t \phi_{\theta_t}(S_{t+1})) \sum_{j=k}^{K-1} \gamma^{j-k} R_{t-K+2+j} \right. \right. \\
&\quad \left. \left. + \gamma^{K-k} \partial\theta_t V_{\omega_t}(S_{t+1}) (\phi_{\theta_t}(s) - \gamma^{K-k} \phi_{\theta_t}(S_{t+1})) \right) \right] \\
&\quad \left. + \gamma^{K-k} V_{\omega_t}(S_{t+1}) (\partial\theta_t \phi_{\theta_t}(s) - \gamma^{K-k} \partial\theta_t \phi_{\theta_t}(S_{t+1})) \right]
\end{aligned}$$

First we focus on the $\sum_{s \in \mathcal{S}} \partial\theta_t \mu_{\theta_t}(s)$ term. The steady state distribution $\mu_{\theta_t}(s)$ depends on the

parameter θ_t through the actor's policy $\pi_{\theta_t}(\cdot|\cdot)$. By Assumption 3.1, the derivative of the policy is bounded. Hence $\partial\theta_t Pr(s \rightarrow s', k, \pi_{\theta_t})$ is bounded for all k and $s \in \mathcal{S}$. It follows that the geometric

series $\sum_{k=0}^{\infty} \gamma^k \partial\theta_t Pr(s \rightarrow s', k, \pi_{\theta_t})$ converges and therefore $\sum_{s \in \mathcal{S}} \partial\theta_t \mu_{\theta_t}(s) < \infty$. We know that

the term $\sum_{k=0}^{K-1} \left(V_{\omega_t}(s) - \left(\sum_{j=k}^{K-1} \gamma^{j-k} R_{t-K+2+j} + \gamma^{K-k} V_{\omega_t}(S_{t+1}) \right) \right) \left(\phi_{\theta_t}(s) - \gamma^{K-k} \phi_{\theta_t}(S_{t+1}) \right)$ is

bounded as well, because the rewards, feature vectors are bounded, state space is finite and the critic parameters are bounded. Finally, consider the terms $\partial\theta_t \phi_{\omega_t}$ and $\partial\theta_t V_{\omega_t}$. According to Assumption 3.1 and Claim A.1, the derivative of the feature vectors is bounded. Therefore, it follows that both $\partial\theta_t \phi_{\omega_t}$ and $\partial\theta_t V_{\omega_t}$ are bounded. Therefore, we conclude that there exists a bound $B_{\partial\theta g_c}$ such that

$$|\partial\theta_t g_c| < B_{\partial\theta g_c}, \quad \text{for all } t.$$

The continuity of the derivative of the gradient follows from the fact that all terms in the gradient are continuous. Next we show that given that the partial derivatives of the gradient are continuous and bounded, we have that the gradient itself is Lipschitz continuous. Define

$$\begin{aligned}
S_1 &= \sup_{\omega_t} \{ |\partial\omega_t g_c(\theta_t, \omega_t)| \} \\
S_2 &= \sup_{\theta_t} \{ |\partial\theta_t g_c(\theta_t, \omega_t)| \}.
\end{aligned}$$

Pick two sets of parameters θ_t, ω_t and θ'_t, ω'_t . Then

$$g_c(\theta_t, \omega_t) - g_c(\theta'_t, \omega'_t) = g_c(\theta_t, \omega_t) - g_c(\theta_t, \omega'_t) + g_c(\theta_t, \omega'_t) - g_c(\theta'_t, \omega'_t)$$

The triangle inequality implies:

$$|g_c(\theta_t, \omega_t) - g_c(\theta'_t, \omega'_t)| \leq |g_c(\theta_t, \omega_t) - g_c(\theta_t, \omega'_t)| + |g_c(\theta_t, \omega'_t) - g_c(\theta'_t, \omega'_t)|.$$

Then, since g_c is continuous and the parameter spaces is bounded, by Assumptions 3.1, and 3.2, applying the Mean Value Theorem provides the existence of constants c_1 and c_2 such that

$$\begin{aligned} \frac{g_c(\theta_t, \omega_t) - g_c(\theta_t, \omega'_t)}{\omega_t - \omega'_t} &= \partial_{\omega_t} g_c(\theta_t, c_1) \leq S_1 \\ \frac{g_c(\theta_t, \omega'_t) - g_c(\theta'_t, \omega'_t)}{\theta_t - \theta'_t} &= \partial_{\theta_t} g_c(c_2, \omega_t) \leq S_2. \end{aligned}$$

Rearranging the terms in the two expressions above and substituting them back into the triangle inequality provides:

$$\begin{aligned} |g_c(\theta_t, \omega_t) - g_c(\theta'_t, \omega'_t)| &\leq |g_c(\theta_t, \omega_t) - g_c(\theta_t, \omega'_t)| \\ &\quad + |g_c(\theta_t, \omega'_t) - g_c(\theta'_t, \omega'_t)| \\ &\leq S_1 |\omega_t - \omega'_t| + S_2 |\theta_t - \theta'_t|. \end{aligned}$$

Let $L^{(c)} = \max\{S_1, S_2\}$. It follows that

$$|g_c(\theta_t, \omega_t) - g_c(\theta'_t, \omega'_t)| \leq L^{(c)} (|\omega_t - \omega'_t| + |\theta_t - \theta'_t|).$$

Next we repeat the entire process from the derivations above to show that the Lipschitz condition holds for the actor gradient as well. Take the partial derivative with respect to critic parameter of the actor gradient g_a to get

$$\begin{aligned} \partial_{\omega_t} g_a &= \partial_{\omega_t} \mathbb{E}_{\pi_{\theta_t}} \left[\nabla_{\theta_t} \ln \pi_{\theta_t}(A_t | S_t) \right. \\ &\quad \left. \cdot \sum_{l=0}^{K-1} (\gamma \lambda)^l \delta_{\omega_t}(t - K + l + 1) \nabla_{\omega_t} \delta_{\omega_t} \right] \\ &= \mathbb{E}_{\pi_{\theta_t}} \left[\nabla_{\theta_t} \ln \pi_{\theta_t}(A_t | S_t) \right. \\ &\quad \left. \cdot \sum_{l=0}^{K-1} (\gamma \lambda)^l \left(\nabla_{\omega_t} \delta_{\omega_t}(t - K + l + 1) \nabla_{\omega_t} \delta_{\omega_t} \right. \right. \\ &\quad \left. \left. + \delta_{\omega_t}(t - K + l + 1) \nabla_{\omega_t}^2 \delta_{\omega_t} \right) \right] \\ &= \mathbb{E}_{\pi_{\theta_t}} \left[\nabla_{\theta_t} \ln \pi_{\theta_t}(A_t | S_t) \right. \\ &\quad \left. \cdot \sum_{l=0}^{K-1} (\gamma \lambda)^l \left(\nabla_{\omega_t} \delta_{\omega_t}(t - K + l + 1) \nabla_{\omega_t} \delta_{\omega_t} \right) \right]. \end{aligned}$$

As before, all the terms inside the expectation are continuous and bounded and therefore there exists a constant $B_{\partial_{\omega_t} g_a}$ such that

$$|\partial_{\omega_t} g_a(\theta_t, \omega_t)| \leq B_{\partial_{\omega_t} g_a}, \quad \text{for all } t.$$

Furthermore, taking the partial derivative with respect to the actor parameter θ_t , we get

$$\begin{aligned}
& \partial\theta_t g_a \\
&= \partial\theta_t \mathbb{E}_{\pi_{\theta_t}} \left[\nabla_{\theta_t} \ln \pi_{\theta_t}(A_t|S_t) \right. \\
&\quad \left. \cdot \sum_{l=0}^{K-1} (\gamma\lambda)^l \delta_{\omega_t}(t-K+l+1) \nabla_{\omega_t} \delta_{\omega_t} \right] \\
&= \partial\theta_t \sum_s \mu_{\theta_t}(s) \nabla_{\theta_t} \ln \pi_{\theta_t}(A_t|s) \\
&\quad \cdot \sum_{l=0}^{K-1} (\gamma\lambda)^l \delta_{\omega_t}(t-K+l+1) \nabla_{\omega_t} \delta_{\omega_t} \\
&= \sum_s \partial\theta_t \mu_{\theta_t}(s) \nabla_{\theta_t} \ln \pi_{\theta_t}(A_t|s) \\
&\quad \cdot \sum_{l=0}^{K-1} (\gamma\lambda)^l \delta_{\omega_t}(t-K+l+1) \nabla_{\omega_t} \delta_{\omega_t} \\
&\quad + \sum_s \mu_{\theta_t}(s) \nabla_{\theta_t}^2 \ln \pi_{\theta_t}(A_t|s) \\
&\quad \cdot \sum_{l=0}^{K-1} (\gamma\lambda)^l \delta_{\omega_t}(t-K+l+1) \nabla_{\omega_t} \delta_{\omega_t} \\
&\quad + \sum_s \mu_{\theta_t}(s) \nabla_{\theta_t} \ln \pi_{\theta_t}(A_t|s) \\
&\quad \cdot \sum_{l=0}^{K-1} (\gamma\lambda)^l \left(\partial\theta_t \delta_{\omega_t} \nabla_{\omega_t} \delta_{\omega_t} + \delta_{\omega_t} \partial\theta_t \nabla_{\omega_t} \delta_{\omega_t} \right).
\end{aligned}$$

Similarly to the critic's first term, the first term is bounded and continuous. The second term is bounded and continuous due to Assumptions 3.1 and Claim 3.1 which tells us that $\nabla_{\theta_t}^2 \ln \pi_{\theta_t}(A_t|S_t)$ is bounded and continuous. Finally, the third term is bounded and continuous due to Claim A.1. Thus, there exists a constant $B_{\partial\theta g_a}$ such that

$$|\partial\theta_t g_a(\theta_t, \omega_t)| \leq B_{\partial\theta g_a}.$$

The rest of the derivation for finding the Lipschitz constant $L^{(a)}$ is along the similar lines as above. \square

Therefore, we showed that Condition A.1 is satisfied. We proceed by working on Condition A.6.

Lemma A.4 (Bounded parameters). *The parameters ω_t and θ_t are uniformly bounded almost surely,*

$$\sup_t |\omega_t| + \sup_t |\theta_t| < \infty, \text{ a.s.}$$

Proof. We show the derivation for the critic parameter. The derivation for the actor parameter follows the analogous argument. Consider the update scheme:

$$\begin{aligned}
\omega_{t+K} &= \omega_{t+K-1} + \beta(t+K-1) \\
&\cdot \sum_{k=0}^{K-1} \left(V_{\omega_{t+K-1}}(S_{t+k}) - \left(\sum_{j=k}^{K-1} \gamma^{j-k} R_{t+1+j}(S_{t+j}, A_{t+j}) \right. \right. \\
&\quad \left. \left. + \gamma^{K-k} V_{\omega_{t-K+1}}(S_{t+K}) \right) \right) \\
&\cdot \left(\phi_{\theta_{t+K-1}}(S_{t+k}) - \gamma^{K-k} \phi_{\theta_{t+K-1}}(S_{t+K}) \right).
\end{aligned}$$

From previous derivation for the Lipschitz continuity, it follows that

$$|\omega_{t+K} - \omega_{t+K-1}| \leq \beta(t+K-1) B_{\hat{g}_c}.$$

Taking the limit of both sides, as $t \rightarrow \infty$, we get

$$\lim_{t \rightarrow \infty} |\omega_{t+K} - \omega_{t+K-1}| \leq \lim_{t \rightarrow \infty} \beta(t+K-1)B_{\hat{g}_c} = 0.$$

Hence the sequence $\{\omega_t\}$ is Cauchy in the complete metric space and thus convergent. All convergent sequences are bounded and so we conclude that $\{\omega_t\}$ is bounded and hence almost surely bounded.

An analogous derivation follows for the sequence $\{\theta_t\}$. \square

Next, we show that the terms $M_{t+1}^{(1)}$ and $M_{t+1}^{(2)}$ are martingale differences with bounded second moments.

Lemma A.5 (Martingale differences). *Objects $M_{t+1}^{(c)}$ and $M_{t+1}^{(a)}$ satisfy the martingale difference property and they have bounded second moments.*

Proof. Let $\mathcal{I}_t = \sigma(\omega_{t'}, \theta_{t'}, M_{t'}^{(c)}, M_{t'}^{(a)}, t' \leq t)$ be a sigma algebra generated by $\omega_{t'}, \theta_{t'}, M_{t'}^{(c)}, M_{t'}^{(a)}$, such that $t' \leq t$. For the critic, we have that

$$\begin{aligned} & \mathbb{E}[M_{t+1}^{(c)} | \mathcal{I}_t] \\ &= \mathbb{E}[\hat{g}_c(\theta_t, \omega_t) - g_c(\theta_t, \omega_t) | \mathcal{I}_t] \\ &= \mathbb{E}[\hat{g}_c(\theta_t, \omega_t) | \mathcal{I}_t] - \mathbb{E}[g_c(\theta_t, \omega_t) | \mathcal{I}_t] \\ &= \mathbb{E}[\hat{g}_c(\theta_t, \omega_t) | \mathcal{I}_t] \\ &- \mathbb{E}\left[\mathbb{E}_{\pi_{\theta_t}} \left[\sum_{k=0}^{K-1} \left(V_{\omega_t}(S_{t-K+1+k}) - \left(\sum_{j=k}^{K-1} \gamma^{j-k} R_{t-K+2+j} \right. \right. \right. \right. \\ &\quad \left. \left. \left. + \gamma^{K-k} V_{\omega_t}(S_{t+1}) \right) \right) \left(\phi_{\theta_t}(S_{t+k}) - \gamma^{K-k} \phi_{\theta_t}(S_{t+1}) \right) \right] \middle| \mathcal{I}_t \right] \\ &= \mathbb{E}[\hat{g}_c(\theta_t, \omega_t) | \mathcal{I}_t] \\ &- \mathbb{E}\left[\sum_{k=0}^{K-1} \left(V_{\omega_t}(s_k) - \left(\sum_{j=k}^{K-1} \gamma^{j-k} R_{t-K+2+j} \right. \right. \right. \right. \\ &\quad \left. \left. \left. + \gamma^{K-k} V_{\omega_t}(S_{t+1}) \right) \right) \left(\phi_{\theta_t}(s_{t+k}) - \gamma^{K-k} \phi_{\theta_t}(S_{t+1}) \right) \right] \middle| \mathcal{I}_t \right] \\ &= 0. \end{aligned}$$

The analogous argument is made in the case of actor iterates.

Next, we want to show that the second moment is bounded for the critic iterate. Given the derived bounds in Lemma A.3, it follows that

$$\begin{aligned} & \mathbb{E}[|M_{t+1}^{(c)}|^2 | \mathcal{I}_t] \\ &= \mathbb{E}[|\hat{g}_c(\theta_t, \omega_t) - g_c(\theta_t, \omega_t)|^2 | \mathcal{I}_t] \leq 2\mathbb{E}[|\hat{g}_c(\theta_t, \omega_t)|^2 \\ &\quad + |g_c(\theta_t, \omega_t)|^2 | \mathcal{I}_t] \\ &= 2\mathbb{E}[|\hat{g}_c(\theta_t, \omega_t)|^2 | \mathcal{I}_t] + 2\mathbb{E}[|g_c(\theta_t, \omega_t)|^2 | \mathcal{I}_t] \\ &\leq 2\mathbb{E}[|\hat{g}_c(\theta_t, \omega_t)|^2 | \mathcal{I}_t] + 2L^{(c)2} \mathbb{E}[(|\theta_t| + |\omega_t|)^2 | \mathcal{I}_t] \\ &\leq 2\mathbb{E}[|\hat{g}_c(\theta_t, \omega_t)|^2 | \mathcal{I}_t] + 4L^{(c)2} \mathbb{E}[|\theta_t|^2 + |\omega_t|^2 | \mathcal{I}_t] \\ &\leq 2B_{\hat{g}_c} + 4L^{(c)2} (|\theta_t|^2 + |\omega_t|^2) \end{aligned}$$

where, as in the lemma A.4, the approximate gradient $\hat{g}_c(\theta_t, \omega_t)$ is bounded with bound $B_{\hat{g}_c}$. Let $B_{M^{(c)}} := \max\{2B_{\hat{g}_c}, 4L^{(c)2}\}$. It follows that

$$\mathbb{E}[|M_{t+1}^{(c)}|^2 | \mathcal{I}_t] \leq B_{M^{(c)}} (1 + |\theta_t|^2 + |\omega_t|^2).$$

An analogous derivation holds for $M_{t+1}^{(a)}$. \square

Therefore, condition A.2 is satisfied as well.

Lemma A.6 (Step size choice). *Denote two real valued, decreasing sequences by $\alpha(t), \beta(t)$, respectively. Then, we define them as*

$$\alpha(t) = \frac{1}{t^{2/3}}, \quad t = 1, 2, \dots$$

$$\beta(t) = \frac{1}{t}, \quad t = 1, 2, \dots$$

It follows that $\alpha(t)$ and $\beta(t)$ satisfy the Robbins-Monro criterion.

Proof. Note that for discrete step sizes t , it follows that

$$\sum_t \alpha(t) = \sum_t \beta(t) = \infty$$

$$\sum_t \alpha(t)^2 < \infty, \quad \sum_t \beta(t)^2 < \infty \quad \sum_t (\alpha(t)^2 + \beta(t)^2) < \infty$$

$$\frac{\beta(t)}{\alpha(t)} = \frac{1}{t^{1/3}} \rightarrow 0.$$

□

Therefore, Condition A.3 is satisfied as well. Next consider the mean ODE, defined as

$$\dot{\omega}(t) = g_c(\theta, \omega(t)) \tag{24}$$

for a fixed θ . We want to show that Equation (24) has a unique asymptotically stable equilibrium point $\lambda(\theta)$ where λ is a Lipschitz map.

Lemma A.7 (Asymptotic stability of $\dot{\omega}(t)$). *Fix the iterate $\theta_t \equiv \theta_0$ and consider the mean ordinary differential equation $\dot{\omega}_t$, defined as*

$$\dot{\omega}(t) = g_c(\theta_0, \omega(t)). \tag{25}$$

It follows that there exists a unique asymptotically stable equilibrium point $\omega(\theta_0)^$.*

Proof. Because g_c is Lipschitz, it follows that the ODE (24) is well posed, i.e. it has a unique solution for each initial condition $(\theta_0, \omega(0))$ and the solution continuously depends on $(\theta_0, \omega(0))$. By the Picard-Lindelöf theorem, a unique equilibrium point of the system exists on some interval $I = [t_0 - \epsilon, t_0 + \epsilon]$. Denote such an equilibrium point as $\omega(\theta_0)^*$, and define a corresponding Lyapunov function $\mathcal{L}_\omega(\omega(t) - \omega(\theta_0)^*)$ as

$$\mathcal{L}_\omega(\omega(t) - \omega(\theta_0)^*) := L_{g_c}(\theta, \omega(\theta_0)^*) - L_{g_c}(\theta, \omega(t)).$$

Computing the derivative of \mathcal{L}_ω with respect to t provides:

$$\begin{aligned} \frac{d}{dt} \mathcal{L}_\omega(\omega(t) - \omega(\theta_0)^*) &= \frac{d}{d\omega} \mathcal{L}_\omega(\omega(t) - \omega(\theta_0)^*) \frac{d}{dt} \omega(t) \\ &= -\frac{\partial}{\partial \omega} L_{g_c}(\theta, \omega(t)) \cdot g_c(\theta, \omega(t)) = -g_c(\theta, \omega(t))^2. \end{aligned}$$

Because L_{g_c} is convex, it follows that the Lyapunov function \mathcal{L}_ω is positive definite. Furthermore, it is continuous differentiable according to Claim A.1. Finally, it satisfies

$$\frac{d}{d\omega} \mathcal{L}_\omega(\omega(t) - \omega(\theta_0)^*) \frac{d}{dt} \omega(t) \leq 0, \quad \text{for all } \omega(t).$$

Then, by the Lyapunov theorem on stability, it follows that $\omega(\theta_0)^*$ is a Lyapunov stable equilibrium of our mean ODE. Furthermore, because ODE (24) is well posed for any initial solution and it is Lyapunov stable, it follows that ODE (24) is (globally) asymptotically stable with the stable equilibrium $\omega(\theta_0)^*$. □

We also need to establish the existence of a Lipschitz map λ which maps from the space of parameters θ to the space of parameters ω . In order to this, we follow the work of [33].

Lemma A.8 (Existence of Lipschitz map). *There exists a map $\lambda(\theta) : \Theta \rightarrow \Omega$ such that $\lambda(\cdot)$ is Lipschitz.*

Proof. We proceed by applying the implicit function theorem (IFT) to the critic's gradient and establish that there exists a continuously differentiable function $\lambda(\cdot)$. Consider function f defined as

$$f(\theta, \cdot) := \nabla_{\omega} L_{g_c}(\theta, \cdot).$$

Let $\omega(\theta_0)^*$ be the critical point of function f such that

$$f(\theta_0, \omega(\theta_0)^*) = \nabla_{\omega} L_{g_c}(\theta_0, \omega(\theta_0)^*) = 0.$$

Let (θ_0, ω_0) be the initial parameter pair and define a neighbourhood $U_{\theta_0}(\omega_0)$ that connects ω_0 with the local minimum $\omega(\theta_0)^*$ of function f such that there are no other local minima in this neighbourhood. This can be done by defining a neighbourhood as a narrow strip on the loss surface of function L_{g_c} which starts around ω_0 and extends towards the local minima $\omega(\theta_0)^*$. Then by the implicit function theorem (IFT), it follows that there exists a neighbourhood $V(\theta_0)$ around initial point θ_0 and continuously differentiable function $\lambda : V \rightarrow U_{\theta}$ such that

$$f(\theta_0, \lambda(\theta)) = \nabla_{\omega} L_{g_c}(\theta_0, \omega(\theta_0)^*) = 0, \theta \in V(\theta_0).$$

where

$$\lambda(\theta) = \omega(\theta_0)^*, \theta \in V(\theta_0).$$

Because the parameter spaces Θ and Ω are bounded, it follows that by Extreme Value theorem, that function λ is bounded. Furthermore, because λ is continuous, differentiable and bounded, it follows that by the Mean Value theorem that λ is Lipschitz. \square

Now that we showed that condition A.1 is satisfied, it follows that by applying lemma A.2, we establish convergence of the system

$$\begin{aligned} \dot{\omega}(t) &= g_c(\omega(t), \theta(t)) \\ \dot{\theta}(t) &= 0 \end{aligned}$$

which implies that

$$(\omega_t, \theta_t) \xrightarrow{a.s.} \{(\lambda(\theta), \theta) : \theta \in \mathbb{R}^n\}. \quad (26)$$

The last condition we need to check is Condition A.5. In this case, we cannot apply the Lyapunov technique again as the policy gradient not need be a positive definite function. However, we consider the following well established result about gradient systems.

Lemma A.9 (Convergence of gradient trajectory [1]). *Assume that f is a C^2 function and let $x(t)$ be a solution trajectory of the gradient system*

$$\dot{x}(t) = -\nabla f(x(t))$$

contained in a compact set $K \subseteq \mathbb{R}^n$. Then $x(t)$ approaches critical set $C_K = \{y \in K : \nabla f(y) = 0\}$ as t approaches infinity. That is, $\lim_{t \rightarrow \infty} \|x(t) - y\| = 0$.

Proof. The proof is shown by using Theorem 9.4.4 in [32] and Lemma 3.1 in [40]. \square

Lemma A.10 (Asymptotic stability of $\dot{\theta}(t)$). *Consider the mean ordinary differential equation $\dot{\theta}(t)$, defined as*

$$\dot{\theta}(t) = g_a(\theta(t), \lambda(\theta(t))). \quad (27)$$

It follows that there exists a unique asymptotically stable equilibrium point $(\theta^, \lambda(\theta^*))$.*

Proof. In the case of the ODE $\dot{\theta}(t)$ above, the dynamics from Lemma A.9 is the negative of the actor's loss function, defined as $-f(\theta(t)) := L_a(\theta(t))$. Furthermore, we approximation the gradient

with the projected gradient $g_a(\theta(t), \lambda(\theta(t)))$, as the projection error is orthogonal to the vector space Ψ_θ , and get

$$g_a(\theta(t), \lambda(\theta(t))) \approx \nabla L_a(\theta(t)) = -\nabla f(\theta(t)).$$

Hence, we consider the system

$$\dot{\theta}(t) = g_a(\theta(t), \lambda(\theta(t))).$$

According to claim 3.1, L_a is twice continuously differentiable with respect to actor parameter θ . Furthermore, the trajectory $(\theta(t), \lambda(\theta(t)))$ remains in the compact space K due to the parameter space $\Omega \times \Theta$ being closed and bounded. Hence, by applying lemma A.9, it follows that

$$(\theta(t), \lambda(\theta(t))) \xrightarrow{a.s.} (\theta^*, \lambda(\theta^*)).$$

□

Finally, due to conditions A.1, A.2, A.3, A.4, A.5, A.6 being satisfied, we can apply Lemma A.2 and Theorem A.2 to show that the Actor-Critic algorithm converges to its approximate optimal policy π^* .

This completes the proof of Theorem 4.1.

A.10 Further details on the experiments

The purpose of this section is to provide additional details on the computing resources used and how we obtained or generated the real and the synthetic data used in Section 5.

Computing resources and setup. The sampling procedure is done using a standard CPU offered by Google Colab, although we note that some speed up might be possible by leveraging GPU functionality. For the 100-node graph, with edge probability of $p = 0.3$, which corresponds to fiber point $g \in \mathbb{Z}^{4950}$, the Actor-Critic Sampler Algorithm 2 approximately takes 4.5 minutes to generate 150 feasible moves.

Data generation: networks. We test the algorithm on a co-authorship dataset and on synthetic network data. The co-authorship data set was published in [36]. Since this is a sparse network of a very particular structure (see Figure 2), we also test our algorithm on families of randomly generated graphs. Here we show results obtained by generating Erdős-Rényi graphs with edge probability parameter p . We use <https://networkx.org> package in python for this step. We choose these types of networks because they are easy to generate and allow sparsity control in the data, in order to gain a better understanding of algorithm robustness. The synthetic datasets do not fit the model used for the co-authorship data; this is expected and we do not report those results as they are not statistically interesting. Rather, we use the random graphs to test out how well the *learning* works on graphs of varying sparsity.

Contingency table data. Section 5, part (2), describes the results of testing two types of data sets that appear in the literature.

The first type is a 4×4 table of individuals cross-classified according to salary range and job satisfaction. In [2], there are two tables: one that fits the model of independence and one that does not. Looking into the details of the model that is supposed to be rejected, [2] illustrated that the Markov chain Metropolis-Hastings algorithm for sampling the fiber provides very unreliable results, sometimes rejecting and sometimes accepting the model of independence, in repeated sampling. In contrast, our algorithm performed consistently: always rejecting.

Here we note one possible point of contention: *the lattice basis we use and the lattice basis [2] use are not the same*. This is because we use python’s linear algebra routines to compute a lattice bases, while they used a carefully constructed lattice basis. To that end, we re-ran our experiments to force our algorithm to use the same “bad” lattice basis as they use. The results are summarized in Figure 6: the Actor Critic Sampler still performs consistently in repeated runs, discovering the fiber of this extreme sparse table in a way that is comparable to a Markov basis Metropolis-Hastings algorithm.

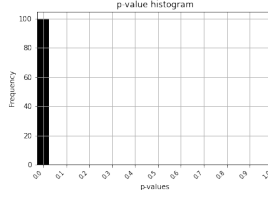


Figure 6: Histograms for 100 p-values from 100 exchangeable samples of size 100, obtained through simulation of 100 independent Markov chains using the trained optimal policy π^* . In this case, we used the “bad” lattice basis and showed consistent results, empirically proving that our algorithm can work with any lattice basis. Compare to [2, Figure 2].

A.11 Pseudo code for Actor-Critic Sampler

If the problem is too large for even the lattice basis computation, we can decompose the original data (graph) into subproblems or subgraphs and work on them separately. To achieve this, we use the following algorithm. Given an initial point G (e.g. G is a graph), Algorithm 1 decomposes G into sub-points for which we can compute the lattice basis. In the case of graph data, this decomposition can be done using k -core decomposition, bridge cuts or induced subgraphs.

Algorithm 1 Initial Point Decomposition

- Input:** Initial point (e.g. Graph $G = (E, V)$)
Output: Collection of sub-initial solutions \mathcal{G} , $\mathcal{B}_{\mathcal{G}}$ - lattice basis for each sub-problem in \mathcal{G}
- 1: Use k -core decomposition, bridge cuts, induced subgraphs to obtain \mathcal{G}
 - 2: **for** $g \in \mathcal{G}$ **do**
 - 3: Compute sufficient statistic $A_g = b_g$, lattice basis \mathcal{B}_g
 - 4: **end for**
-

After obtaining sub-problems and their corresponding lattice basis, we employ the A2C algorithm learn the optimal sampling policy for each subgraph.

Algorithm 2 Pseudo code of A2C Sampler

- Input:** Learning rates α, β , Collection of subgraphs \mathcal{G} , Lattice basis $\mathcal{B}_{\mathcal{G}}$, Size of roll-out K , Total number of steps t_{max}

- Output:** π^* OR/AND set of feasible moves \mathcal{M}
- 1: **repeat**
 - 2: Reset gradients: $d\theta \leftarrow 0, d\omega \leftarrow 0$
 - 3: $t_{start} \leftarrow t$
 - 4: Get state $S_t = s$
 - 5: **repeat**
 - 6: Preform A_t according to policy $\pi(A_t|S_t; \theta)$
 - 7: Receive reward R_{t+1} and new state S_{t+1}
 - 8: $t \leftarrow t + 1$
 - 9: **until** terminal S_t **or** $t - t_{start} == K$
 - 10: Compute temporal differences for each time step during roll-out

$$\begin{aligned} & \delta_{\omega_{t+K-1}}(t) \\ &= R_{t+1}(S_t, A_t) + \gamma V_{\omega_{t+K-1}}(S_t + A_t) - V_{\omega_{t+K-1}}(S_t), \\ & \quad t = t_{start}, \dots, K \end{aligned}$$

- 11: Accumulate gradients w.r.t. θ and update parameter based on actor update 3.1.
 - 12: Accumulate gradients w.r.t. ω and update parameter based on critic update 3.3.
 - 13: **until** $t > t_{max}$
-

With the learned policy, we apply Algorithm 3 to the optimal moves, in order to lift them into a higher dimensional space and sample from the original fiber. Each sub-problem and its generated moves hold information about which sub-structure they belong to. We track the edge labels of the sub-moves and compare them to the edge labels of the original problem. Our lifted move starts as an empty list which iteratively gets populated with integer values. Whenever we have a match between edges from the the sub-move and original problem, we append the value of the sub-problem at that position to the empty list. If there is no such match, we append a zero. In the end, we obtain a move with size matching the original problem. Because we are padding the sub-move with zeros, such move is still applicable to the original problem.

Algorithm 3 Move Permutation

Input: Feasible moves \mathcal{M} , list of lexicographically ordered edges \mathcal{E} of fully connected graph
Output: Permuted moves \mathcal{M}^*

```

1: for  $m \in \mathcal{M}$  do
2:    $m^* \leftarrow []$ 
3:   for  $e$  in  $\mathcal{E}$  do
4:     if  $e$  not in  $m$  then
5:        $m^*.append(0)$ 
6:     else
7:        $m^*.append(m[indx(e)])$ 
8:     end if
9:   end for
10: end for

```
