

# A Metric-based Principal Curve Approach for Learning One-dimensional Manifold

Elvis Han Cui\*

Department of Biostatistics

University of California, Los Angeles, CA 90095, USA

Sisi Shao\*

Department of Biostatistics

University of California, Los Angeles, CA 90095, USA

\*: These two authors contribute to the paper equally.

ELVISCUIHAN@G.UCLA.EDU

SISISHAO@G.UCLA.EDU

## Abstract

Principal curve is a well-known statistical method oriented in manifold learning using concepts from differential geometry. In this paper, we propose a novel metric-based principal curve (MPC) method that learns one-dimensional manifold of spatial data. Synthetic datasets Real applications using MNIST dataset show that our method can learn the one-dimensional manifold well in terms of the shape.

**Keywords:** Metric-based principal curve, Manifold learning, Differential geometry, MNIST, pytorch.

## 1. A Brief Review on Differential Geometry in Statistics

The application of differential geometry in statistics should be credit to two great Indian statisticians Mahalanobis (2018) (the original paper was published in 1936) and Rao (1945). One of the early pioneer papers of differential geometry in statistics was done by Efron (1975). He defined the concept *statistical curvature* rigorously for the first time. Following his work, Skovgaard (1984) studied the Riemannian geometry of a family of multivariate normal models in depth. Some other early works include Efron (1978); Atkinson and Mitchell (1981); Amari (1982); Campbell (1985); Barndorff-Nielsen et al. (1986) and Ravishanker et al. (1990). Two excellent monographs in connecting differential geometry and statistics are Murray and Rice (1993) and Amari (2006). In addition, the concept of *tangent space* is borrowed from differential geometry and deeply studied in Bickel et al. (1993). Apart from the conventional work mentioned above, there are also much more interesting and exciting progress going on in bridging these two fields (which are under the fancy names *metric learning* (Izenman, 2008), *topological data analysis* (Rabadán and Blumberg, 2019), *directional statistics* (Mardia et al., 2000), *shape analysis* (Bhattacharya and Bhattacharya, 2012; Dryden and Mardia, 2016) and *functional data analysis* (Wang et al., 2016), etc.). In most of these works, data are not assumed to be sampled from a regular Euclidean space (say,  $\mathbb{R}^d$ ) but a smooth low-dimensional manifold embedded in  $\mathbb{R}^d$  (Do Carmo and Flaherty Francis, 1992; Tapp, 2016). To the best of our knowledge, it was Hastie (1984) who first defined such a manifold in a statistical setting and he named it as the *principal curve*. His idea was later developed in Hastie and Stuetzle (1989) and Tibshirani (1992) and more recently in Ozertem and Erdogmus (2011). We list some of other applications of differential geometry methods in statistics in table 1. For a more comprehensive review, we suggest the article written by Wasserman (2018).

Table 1: Applications of Differential Geometry in Statistics

Method / Approach <sup>1</sup>	Reference
Principle curves and surfaces	Hastie and Stuetzle (1989)
Kernel principal component analysis (K-PCA)	Schölkopf et al. (1997)
Local linear embedding (LLE)	Roweis and Saul (2000)
Isometric feature mapping (ISOMAP)	Tenenbaum et al. (2000)
Laplacian eigenmap	Belkin and Niyogi (2003)
Hessian eigenmaps	Donoho and Grimes (2003)
Intrinsic dimension estimation (IDE)	Levina and Bickel (2004)
Principal geodesic analysis (PGA)	Fletcher et al. (2004)
Intrinsic statistics on Riemannian manifolds	Penneec (2006)
Nonparametric regression on Riemannian manifolds	Pelletier (2006)
The diffusion maps	Coifman and Lafon (2006)
Shape-space smoothing	Kume et al. (2007)
Mapper algorithm	Singh et al. (2007)
Riemannian K-means	Goh and Vidal (2008); Zhang (2020)
Locally defined principal curves	Ozertem and Erdogmus (2011)
Computation of Vietoris-Rips filtration	Sheehy (2012)
Probabilistic principal geodesic analysis (P-PGA)	Zhang and Fletcher (2013)
Geodesic mixture models (GMM)	Simo-Serra et al. (2014)
Geodesic convolutional neural network (G-CNN)	Masci et al. (2015)
Dirichlet process mixture on spherical manifold	Straub et al. (2015)
Locally adaptive normal distribution (LAND)	Arvanitidis et al. (2016)
Uniform manifold approximation and projection	McInnes et al. (2018)
Statistical inference on Lie groups	Falorsi et al. (2019)
Fréchet regression	Petersen and Müller (2019)
Geometrically enriched latent space approach	Arvanitidis et al. (2020)
Wasserstein regression	Chen et al. (2021); Matabuena et al. (2021)
Pseudotime analysis	Cui et al. (2022)
Invertible kernel PCA (IK-PCA)	Gedon et al. (2023)

<sup>1</sup> This table only includes methods that use concepts or tools from differential geometry. Hence, some other popular manifold learning techniques are not included, such as local discriminant analysis (Hastie and Tibshirani, 1995), random projection (Johnson and Lindenstrauss, 1984) and t-SNE (Van der Maaten and Hinton, 2008).

We note that many methods listed above are published in non-statistical journals. Hence, it is urgent (and also a necessity) for statisticians to develop concepts, tools and methods that can adapt today’s societal needs. Further, the *Geomstats* package (Miolane et al., 2020a,b), the *Geoopt* package (Kochurov et al., 2020) and the *Pymanopt* package (Townsend et al., 2016) in Python and the *umap* package, the *geomorph* package (Adams and Otárola-Castillo, 2013) and the *frechet* package in R (Konopka and Konopka, 2018) provides many useful computational tools for the differential geometry methods mentioned in the table.

The rest of the paper is organized as follows. In section 2, we propose a new approach for learning one-dimensional representation of data and term it as the metric-based principal curve. Simulation studies using synthetic datasets are presented in section 3 and real applications using the MNIST dataset is given in section 4. In appendix 6, we provide some preliminaries in Riemann geometry.

## 2. Metric-based Principal Curve

In this section, we propose a new algorithm for learning a one-dimensional representation of data. We term it the *metric-based principal curve* as it minimizes a metric distance between the raw data and the projected data using smoothing and regression techniques. We give a formal and rigorous introduction below.

**Definition 1 (Principal curve assumption)** Let  $\mathbf{Y} = (Y_1, Y_2, \dots, Y_p)^T \in \mathbb{R}^p$  be a  $p$ -dimensional random vector and  $\lambda \in \mathbb{R}$  be a scalar known as the **projection index**. Extending the idea in Tibshirani (1992), the **principal curve assumption** for  $(\mathbf{Y}, \lambda)$  is described as follows:

$$Y_j | \lambda \sim_{ind} \mathbb{P}_{Y_j | \lambda}, j = 1, \dots, p, \quad (1)$$

$$\mathcal{P}(\lambda) = \mathbb{E}(\mathbf{Y} | \lambda) = \int_{\mathbb{R}^p} y \mathbb{P}_{\mathbf{Y} | \lambda}(dy) \quad (2)$$

where  $\mathbb{P}$  represents a general probability measure and the expectation  $\mathcal{P}(\lambda)$  is defined as the **principal curve** of  $\mathbf{Y}$ . Alternatively, using the idea of nonparametric regression, we can also assume that

$$Y_j = f_j(\lambda) + \epsilon_j, \quad j = 1, 2, \dots, p$$

where  $f_j(\cdot)$  is a smooth function and  $\epsilon_j$  is a random error.

Note that the above definition is in the population level, i.e., we have the oracle knowledge  $\mathbb{P}_{\mathbf{Y} | \lambda}$ . However, in practice, we do not have the access to it and have to estimate either  $\mathbb{P}_{\mathbf{Y} | \lambda}$  or  $f_i$  from data as well as the projection index  $\lambda$ . There are several projection-expectation (PE) type algorithms to learn the principal curve  $\mathcal{P}(\lambda)$  (Hastie and Stuetzle, 1989; Chang and Ghosh, 1998). However, it is well-known that PE algorithms do not guarantee convergence and different types of definition and algorithm lead to different estimated principal curve (Gerber and Whitaker, 2013). Hence, it is of great interest to develop new algorithms to estimate principal curves. In the following, we propose a metric-based algorithm for learning principal curves and term the estimator **the metric-based principal curve** (MPC).

The idea of MPC starts with a user-specified metric  $d(\cdot, \cdot)$  on  $\mathbb{R} \times \mathbb{R}$  and a regularization parameter  $\rho$ . Suppose we observe the data  $\mathbf{Y}_1, \mathbf{Y}_2, \dots, \mathbf{Y}_n$  where each  $\mathbf{Y}_i \in \mathbb{R}^p$ . The associated projection index  $\lambda_1, \dots, \lambda_n$  is chosen such that the following quantity is minimized.

$$\{\lambda_i\}_{i=1}^n = \arg \min_{\lambda} \frac{1}{n} \sum_{i=1}^n d(\mathbf{Y}_i, \widehat{\mathbf{Y}}(\lambda_i)) + \rho \phi(\{\lambda_i\}_{i=1}^n) \quad (3)$$

where  $\widehat{\mathbf{Y}}(\lambda_i) = (\widehat{f}_1(\lambda_i), \widehat{f}_2(\lambda_i), \dots, \widehat{f}_p(\lambda_i))^T$  is the fitted value of  $\mathbf{Y}_i$  using *under-smooth regression models*  $\{f_j\}_{j=1}^p$  and  $\phi$  is a dispersion function characterizing the dispersion of  $\lambda$ 's. We provide a list of the smoother  $f_j$ , the metric  $d(\cdot, \cdot)$ , and the dispersion  $\phi$  in table 2.

In short, a metric-based principal curve minimizes the mean of distances of all points (feature vectors) projected onto the curve plus a regularization term that penalizes the dispersion of the on-dimensional parameter.

## 3. Simulation Studies

In this section, we perform simulation studies based on three synthetic datasets, namely, spiral curve, golden bridge and Arabic numerals seven.

Table 2: Some choices of  $f_j$ ,  $d(\cdot, \cdot)$  and  $\phi(\cdot)$ .

$f_j$	$d(x, y)$	$\phi^*$
Smoothing spline	$L_d$ -distance $\ x - y\ _d$	$\sum_{i=1}^{n-1}  \lambda_{(i+1)} - \lambda_{(i)} $
LOWESS	Mahalanobis distance	$\sum_{i=1}^{n-1} (\lambda_{(i+1)} - \lambda_{(i)})^2$
Kernel ridge regression	Chebyshev distance	$\max_i  \lambda_{(i+1)} - \lambda_{(i)} $
Gaussian process regression	Hellinger distance	Coefficient of variation
Support vector regression	Canberra distance	
Nadaraya-Watson estimator		

\* Here  $\lambda_{(i)}$  denotes the  $i^{\text{th}}$  order statistics from  $\lambda_1, \dots, \lambda_n$ .

### 3.1 Number Seven

The generative model is

$$\begin{aligned} Y_1 &= t + \epsilon_1 \\ Y_2 &= U_2^X (1 + \epsilon_2)^{1-X} \\ Y_3 &= (1 + \epsilon_3)^X U_3^{1-X} \end{aligned}$$

where  $t \in [0, 1]$ ,  $U_2 \sim \mathcal{U}(0, 1)$ ,  $U_3 \sim \mathcal{U}(-2, 0.7)$ ,  $\epsilon_i \sim_{iid} \mathcal{N}(0, 0.1)$  and  $X \sim \text{Ber}(0.5)$ . For simulation, we take the sample size to be 120 and generate  $t$  uniformly spaced within  $[0, 1]$ . For estimation of  $\lambda$ 's, we set  $f_j$  to be smoothing splines,  $d(x, y)$  to be  $L_2$ -distance and  $\phi(\lambda)$  to be  $\sum_{i=1}^{n-1} |\lambda_{(i+1)} - \lambda_{(i)}|$ . For prediction, we set  $f_j$  to be LOWESS with bandwidth 0.4. The results are shown in the left panel of figure 1. In addition, we also fit another MPC for  $(Y_2, Y_3)$  only since  $Y_1$  is just a linear function in  $t$ . The results are shown in the left panel of figure 2.

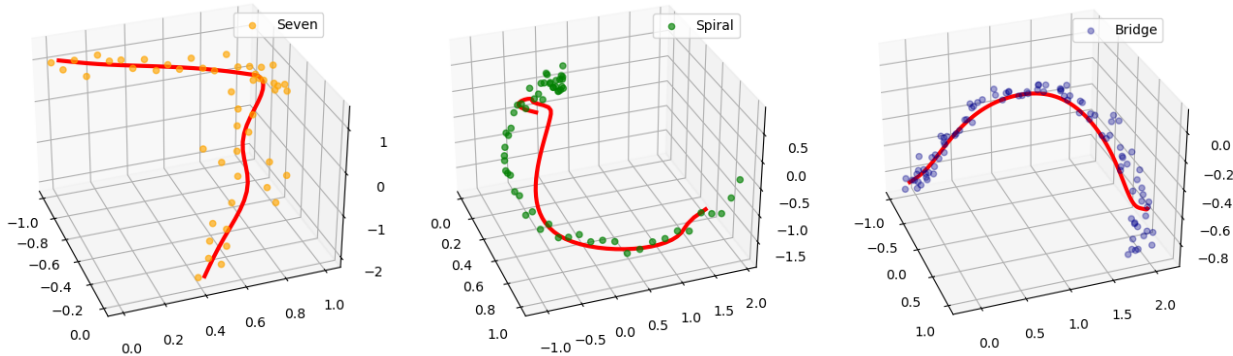


Figure 1: Principal curves of seven, spiral and bridge in  $\mathbb{R}^3$ . Red lines are learned principal curves which represent the trajectory of data manifold.

### 3.2 Spiral Curve

The generative model is

$$\begin{aligned} Y_1 &= t \\ Y_2 &= 2t \cos(6t) + \epsilon_2 \\ Y_3 &= 2t \sin(6t) + \epsilon_3 \end{aligned}$$

where  $\epsilon_i \sim_{iid} \mathcal{N}(0, 0.1)$  and  $t \in [0, 1]$ . For simulation, we take the sample size to be 120 and generate  $t$  uniformly spaced within  $[0, 1]$ . For estimation of  $\lambda$ 's, we set  $f_j$  to be LOWESS with bandwidth 5,  $d(x, y)$  to be  $L_2$ -distance and  $\phi(\lambda)$  to be  $\sum_{i=1}^{n-1} |\lambda_{(i+1)} - \lambda_{(i)}|$ . For prediction, we set  $f_j$  to be LOWESS with bandwidth 0.4. The results are shown in the middle panel of figure 1. In addition, we also fit another MPC for  $(Y_2, Y_3)$  only since  $Y_1$  is just a linear function in  $t$ . The results are shown in the middle panel of figure 2.

### 3.3 Golden Bridge

The generative model is

$$\begin{aligned} Y_1 &= t \\ Y_2 &= \sin(2t) + \cos\left(\frac{2}{3}t\right) + \epsilon_2 \\ Y_3 &= -t \sin(2t) + \epsilon_3 \end{aligned}$$

where  $\epsilon_i \sim_{iid} \mathcal{N}(0, 0.1)$  and  $t \in [0, 1]$ . For simulation, we take the sample size to be 120 and generate  $t$  uniformly spaced within  $[0, 1]$ . For estimation of  $\lambda$ 's, we set  $f_j$  to be kernel regression with regularization parameter  $\alpha = 10$ ,  $d(x, y)$  to be  $L_2$ -distance and  $\phi(\lambda)$  to be  $\sum_{i=1}^{n-1} |\lambda_{(i+1)} - \lambda_{(i)}|$ . For prediction, we set  $f_j$  to be smoothing splines. The results are shown in the right panel of figure 1. In addition, we also fit another MPC for  $(Y_2, Y_3)$  only since  $Y_1$  is just a linear function in  $t$ . The results are shown in the right panel of figure 2.

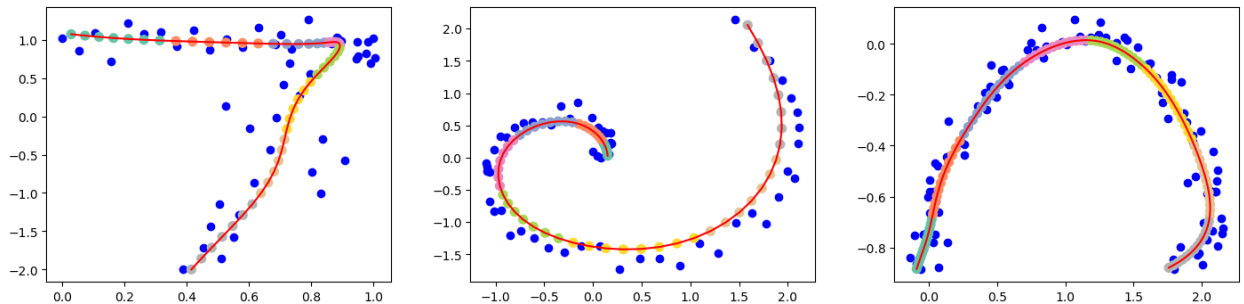


Figure 2: Principal curves of seven, spiral and bridge in  $\mathbb{R}^2$ . Red lines and colorful points are learned principal curves which represent the trajectory of data manifold. Blue points are raw data in  $\mathbb{R}^2$ .

## 4. Applications to MNIST data

In this section, we apply MPC to the famous MNIST dataset (LeCun, 1998). We first sample 150 figures for each handwritten digit from the training set. Each figure can be viewed as a point living in a  $28 \times 28 = 784$  dimensional space. Next, we apply uniform manifold approximation and

projection (UMAP) algorithm to each digit (150 figures) so that each figure is projected onto  $\mathbb{R}^3$ . Then we perform an MPC analysis to the projected 3-dimensional data for each digit. We visualize the principal curves of all ten digits from in Figure 3 for illustration.

## 5. Conclusion

In this paper, we provide a new approach called Metric-based Principal Curve (MPC) for learning a one-dimensional representation of spatial data points. Such approach constructs a loss function dimension-wise and the minimizer induces an intrinsic order among all points. Theoretical analysis, simulation studies and applications show that our method produces excellent results under different scenarios.

## 6. Appendix: Some Preliminaries in Riemann Geometry

In this section, we provide some preliminaries on differential geometry for more details, we refer to Do Carmo and Flaherty Francis (1992) and Tapp (2016). Suppose all points  $x \in \mathbb{R}^d$  are column vectors and  $\mathcal{S}_{++}^d$  represents the set of symmetric  $d \times d$  positive definite matrices. The manifold is denoted  $\mathcal{M}$ , and its tagent space at  $x \in \mathcal{M}$  is denoted  $\mathcal{T}_x\mathcal{M}$ .

**Definition 2 (Riemannian manifold)** *A Riemannian manifold is a smooth manifold  $\mathcal{M}$ , equipped with a positive definite Riemannian metric  $M(x) \forall x \in \mathcal{M}$ , which is a smoothly varying inner product  $\langle v, u \rangle_x = v^T M(x)u$  in the tangent space  $\mathcal{T}_x\mathcal{M}$ .*

**Definition 3 (Geodesic)** *Let  $\mathcal{M}$  be a Riemannian manifold. A geodesic curve  $\gamma : [0, 1] \rightarrow \mathcal{M}$  is a length-minimizing smooth curve connecting two given points  $x, y \in \mathcal{M}$ , i.e.,*

$$\gamma(t) = \arg \min_c L(t, c, c') \quad (4)$$

$$L(t, c, c') = \int_0^1 \sqrt{c'(t)^T M(c(t)) c'(t)} dt \quad (5)$$

$$\gamma(0) = x \text{ and } \gamma(1) = y, \quad (6)$$

where  $L$  is a functional of  $t, c$  and  $c'$ ,  $c'(t) \in \mathcal{T}_{c(t)}\mathcal{M}$  is the velocity of the curve  $c$  at  $t$  and  $M$  is the Riemannian metric tensor. Formula 6 is referred as boundary value conditions.

**Theorem 4 (Euler-Lagrange equation for geodesic (Hauberg et al., 2012))** *At minima of  $L(t, c, c')$ , the Euler-Lagrange equation must hold, i.e.,*

$$\frac{\partial L}{\partial \gamma} = \frac{d}{dt} \frac{\partial L}{\partial \gamma'}$$

Hence, geodesic curves embedded in  $\mathbb{R}^d$  satisfy the following system of second-order ordinal differential equations (ODE):

$$M(\gamma(t))\gamma''(t) = -\frac{1}{2} \left( \frac{\partial \text{vec}[M(\gamma(t))]}{\partial \gamma(t)} \right)^T (\gamma'(t) \otimes \gamma'(t)), \quad (7)$$

where  $\otimes$  denotes the Kronecker product and  $\text{vec}(\cdot)$  stacks the columns of a matrix into a vector.

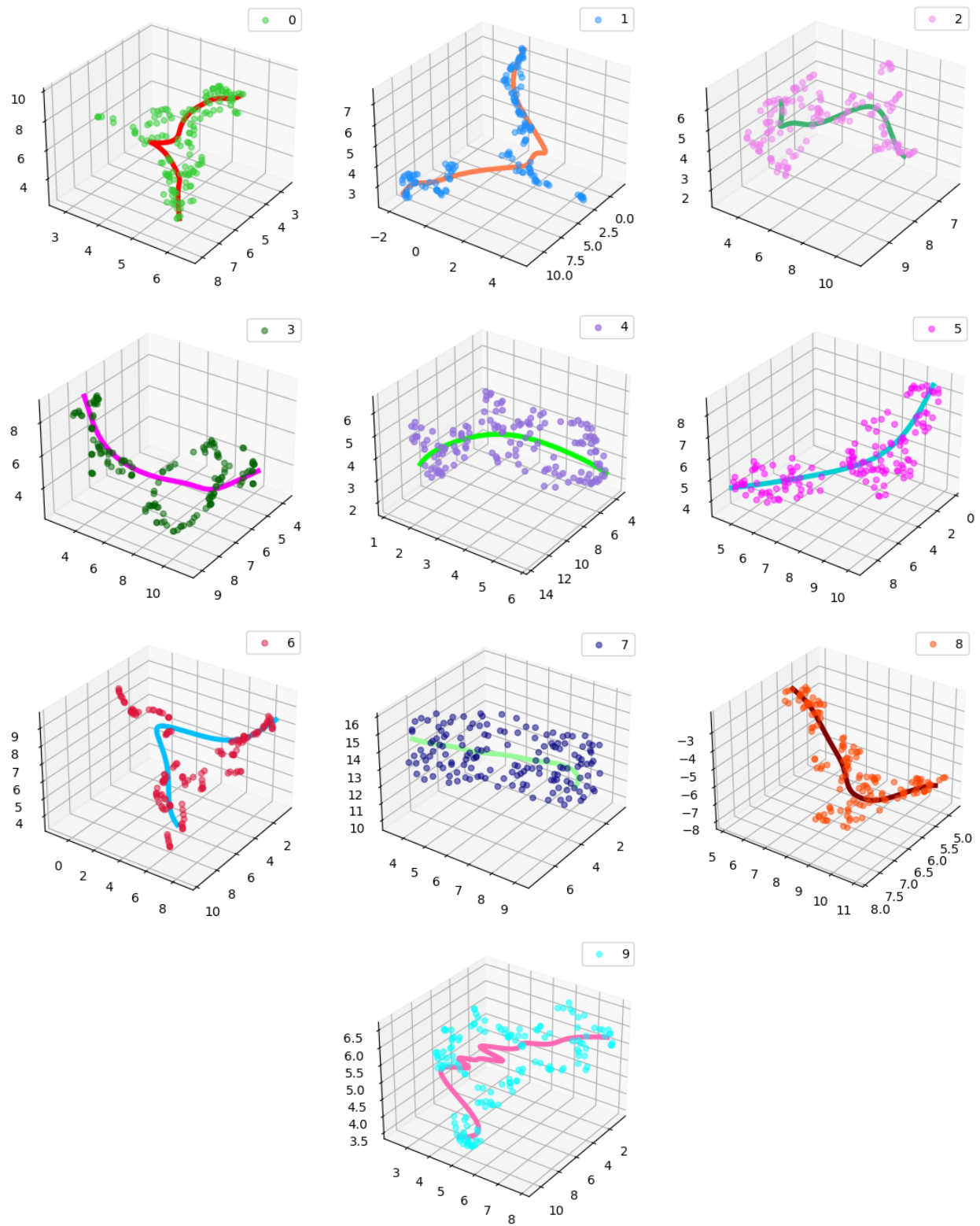


Figure 3: Principal curves of MNIST. Blue lines are learned principal curves which represent the trajectory of data manifold.

## References

- D. C. Adams and E. Otárola-Castillo. geomorph: an r package for the collection and analysis of geometric morphometric shape data. *Methods in ecology and evolution*, 4(4):393–399, 2013.
- S.-I. Amari. Differential geometry of curved exponential families—curvatures and information loss. *The Annals of Statistics*, 10(2):357–385, 1982.
- S.-i. Amari. Differential geometry of statistical inference. In *Probability Theory and Mathematical Statistics: Proceedings of the Fourth USSR-Japan Symposium, held at Tbilisi, USSR, August 23–29, 1982*, pages 26–40. Springer, 2006.
- G. Arvanitidis, L. K. Hansen, and S. Hauberg. A locally adaptive normal distribution. *Advances in Neural Information Processing Systems*, 29, 2016.
- G. Arvanitidis, S. Hauberg, and B. Schölkopf. Geometrically enriched latent spaces. *arXiv preprint arXiv:2008.00565*, 2020.
- C. Atkinson and A. F. Mitchell. Rao’s distance measure. *Sankhyā: The Indian Journal of Statistics, Series A*, pages 345–365, 1981.
- O. E. Barndorff-Nielsen, D. R. Cox, and N. Reid. The role of differential geometry in statistical theory. *International Statistical Review/Revue Internationale de Statistique*, pages 83–96, 1986.
- M. Belkin and P. Niyogi. Laplacian eigenmaps for dimensionality reduction and data representation. *Neural computation*, 15(6):1373–1396, 2003.
- A. Bhattacharya and R. Bhattacharya. *Nonparametric inference on manifolds: with applications to shape spaces*, volume 2. Cambridge University Press, 2012.
- P. J. Bickel, Y. Ritov, J. Klaassen, and Wellner. *Efficient and adaptive estimation for semiparametric models*, volume 4. Springer, 1993.
- L. L. Campbell. The relation between information theory and the differential geometry approach to statistics. *Information sciences*, 35(3):199–210, 1985.
- K.-Y. Chang and J. Ghosh. Principal curves for nonlinear feature extraction and classification. In *Applications of artificial neural networks in image processing III*, volume 3307, pages 120–129. International Society for Optics and Photonics, 1998.
- Y. Chen, Z. Lin, and H.-G. Müller. Wasserstein regression. *Journal of the American Statistical Association*, pages 1–14, 2021.
- R. R. Coifman and S. Lafon. Diffusion maps. *Applied and computational harmonic analysis*, 21(1): 5–30, 2006.
- E. H. Cui, D. Song, W. K. Wong, and J. J. Li. Single-cell generalized trend model (scgtm): a flexible and interpretable model of gene expression trend along cell pseudotime. *Bioinformatics*, 38(16): 3927–3934, 2022.
- M. P. Do Carmo and J. Flaherty Francis. *Riemannian geometry*, volume 6. Springer, 1992.
- D. L. Donoho and C. Grimes. Hessian eigenmaps: Locally linear embedding techniques for high-dimensional data. *Proceedings of the National Academy of Sciences*, 100(10):5591–5596, 2003.



- I. L. Dryden and K. V. Mardia. *Statistical shape analysis: with applications in R*, volume 995. John Wiley & Sons, 2016.
- B. Efron. Defining the curvature of a statistical problem (with applications to second order efficiency). *The Annals of Statistics*, pages 1189–1242, 1975.
- B. Efron. The geometry of exponential families. *The Annals of Statistics*, pages 362–376, 1978.
- L. Falorsi, P. de Haan, T. R. Davidson, and P. Forré. Reparameterizing distributions on lie groups. In *The 22nd International Conference on Artificial Intelligence and Statistics*, pages 3244–3253. PMLR, 2019.
- P. T. Fletcher, C. Lu, S. M. Pizer, and S. Joshi. Principal geodesic analysis for the study of nonlinear statistics of shape. *IEEE transactions on medical imaging*, 23(8):995–1005, 2004.
- D. Gedon, A. H. Ribeiro, N. Wahlstörn, and T. B. Schön. Invertible kernel pca with random fourier features. *IEEE Signal Processing Letters*, 2023.
- S. Gerber and R. Whitaker. Regularization-free principal curve estimation. *The Journal of Machine Learning Research*, 14(1):1285–1302, 2013.
- A. Goh and R. Vidal. Clustering and dimensionality reduction on riemannian manifolds. In *2008 IEEE Conference on computer vision and pattern recognition*, pages 1–7. IEEE, 2008.
- T. Hastie. Principal curves and surfaces. Technical report, STANFORD UNIV CA LAB FOR COMPUTATIONALSTATISTICS, 1984.
- T. Hastie and W. Stuetzle. Principal curves. *Journal of the American Statistical Association*, 84(406):502–516, 1989.
- T. Hastie and R. Tibshirani. Discriminant adaptive nearest neighbor classification and regression. *Advances in neural information processing systems*, 8, 1995.
- S. Hauberg, O. Freifeld, and M. Black. A geometric take on metric learning. *Advances in Neural Information Processing Systems*, 25, 2012.
- A. J. Izenman. *Modern multivariate statistical techniques*, volume 1. Springer, 2008.
- W. B. Johnson and J. Lindenstrauss. Extensions of lipschitz mappings into a hilbert space. conference in modern analysis and probability (new haven, conn., 1982), 189–206. In *Contemp. Math*, volume 26, 1984.
- M. Kochurov, R. Karimov, and S. Kozlukov. Geoopt: Riemannian optimization in pytorch. *arXiv preprint arXiv:2005.02819*, 2020.
- T. Konopka and M. T. Konopka. R-package: umap. *Uniform Manifold Approximation and Projection*, 2018.
- A. Kume, I. L. Dryden, and H. Le. Shape-space smoothing splines for planar landmark data. *Biometrika*, 94(3):513–528, 2007.
- Y. LeCun. The mnist database of handwritten digits. <http://yann.lecun.com/exdb/mnist/>, 1998.
- E. Levina and P. Bickel. Maximum likelihood estimation of intrinsic dimension. *Advances in neural information processing systems*, 17, 2004.

- P. C. Mahalanobis. On the generalized distance in statistics. *Sankhyā: The Indian Journal of Statistics, Series A (2008-)*, 80:S1–S7, 2018.
- K. V. Mardia, P. E. Jupp, and K. Mardia. *Directional statistics*, volume 2. Wiley Online Library, 2000.
- J. Masci, D. Boscaini, M. Bronstein, and P. Vandergheynst. Geodesic convolutional neural networks on riemannian manifolds. In *Proceedings of the IEEE international conference on computer vision workshops*, pages 37–45, 2015.
- M. Matabuena, A. Petersen, J. C. Vidal, and F. Gude. Glucodensities: a new representation of glucose profiles using distributional data analysis. *Statistical methods in medical research*, 30(6):1445–1464, 2021.
- L. McInnes, J. Healy, and J. Melville. Umap: Uniform manifold approximation and projection for dimension reduction. *arXiv preprint arXiv:1802.03426*, 2018.
- N. Miolane, N. Guigui, A. Le Brigant, J. Mathe, B. Hou, Y. Thanwerdas, S. Heyder, O. Peltre, N. Koep, H. Zaatiti, et al. Geomstats: a python package for riemannian geometry in machine learning. *The Journal of Machine Learning Research*, 21(1):9203–9211, 2020a.
- N. Miolane, N. Guigui, H. Zaatiti, C. Shewmake, H. Hajri, D. Brooks, A. Le Brigant, J. Mathe, B. Hou, Y. Thanwerdas, et al. Introduction to geometric learning in python with geomstats. In *SciPy 2020-19th Python in Science Conference*, pages 48–57, 2020b.
- M. K. Murray and J. W. Rice. *Differential geometry and statistics*, volume 48. CRC Press, 1993.
- U. Ozertem and D. Erdogmus. Locally defined principal curves and surfaces. *The Journal of Machine Learning Research*, 12:1249–1286, 2011.
- B. Pelletier. Non-parametric regression estimation on closed riemannian manifolds. *Journal of Nonparametric Statistics*, 18(1):57–67, 2006.
- X. Pennec. Intrinsic statistics on riemannian manifolds: Basic tools for geometric measurements. *Journal of Mathematical Imaging and Vision*, 25:127–154, 2006.
- A. Petersen and H.-G. Müller. Fréchet regression for random objects with euclidean predictors. *Annals of Statistics*, 2019.
- R. Rabadán and A. J. Blumberg. *Topological data analysis for genomics and evolution: topology in biology*. Cambridge University Press, 2019.
- C. R. Rao. Information and the accuracy attainable in the estimation of statistical parameters. *Reson. J. Sci. Educ.*, 20:78–90, 1945.
- N. Ravishanker, E. L. Melnick, and C.-L. Tsai. Differential geometry of arma models. *Journal of Time Series Analysis*, 11(3):259–274, 1990.
- S. T. Roweis and L. K. Saul. Nonlinear dimensionality reduction by locally linear embedding. *science*, 290(5500):2323–2326, 2000.
- B. Schölkopf, A. Smola, and K.-R. Müller. Kernel principal component analysis. In *International conference on artificial neural networks*, pages 583–588. Springer, 1997.

- D. R. Sheehy. Linear-size approximations to the vietoris-rips filtration. In *Proceedings of the twenty-eighth annual symposium on Computational geometry*, pages 239–248, 2012.
- E. Simo-Serra, C. Torras, and F. Moreno-Noguer. Geodesic finite mixture models. 2014.
- G. Singh, F. Mémoli, G. E. Carlsson, et al. Topological methods for the analysis of high dimensional data sets and 3d object recognition. *PBG@ Eurographics*, 2:091–100, 2007.
- L. T. Skovgaard. A riemannian geometry of the multivariate normal model. *Scandinavian journal of statistics*, pages 211–223, 1984.
- J. Straub, J. Chang, O. Freifeld, and J. Fisher III. A dirichlet process mixture model for spherical data. In *Artificial Intelligence and Statistics*, pages 930–938. PMLR, 2015.
- K. Tapp. *Differential geometry of curves and surfaces*. Springer, 2016.
- J. B. Tenenbaum, V. d. Silva, and J. C. Langford. A global geometric framework for nonlinear dimensionality reduction. *science*, 290(5500):2319–2323, 2000.
- R. Tibshirani. Principal curves revisited. *Statistics and computing*, 2:183–190, 1992.
- J. Townsend, N. Koep, and S. Weichwald. Pymanopt: A python toolbox for optimization on manifolds using automatic differentiation. *arXiv preprint arXiv:1603.03236*, 2016.
- L. Van der Maaten and G. Hinton. Visualizing data using t-sne. *Journal of machine learning research*, 9(11), 2008.
- J.-L. Wang, J.-M. Chiou, and H.-G. Müller. Functional data analysis. *Annual Review of Statistics and its application*, 3:257–295, 2016.
- L. Wasserman. Topological data analysis. *Annual Review of Statistics and Its Application*, 5: 501–532, 2018.
- M. Zhang and T. Fletcher. Probabilistic principal geodesic analysis. *Advances in neural information processing systems*, 26, 2013.
- Y. Zhang. K-means principal geodesic analysis on riemannian manifolds. In *Proceedings of the Future Technologies Conference (FTC) 2019: Volume 1*, pages 578–589. Springer, 2020.