
Node Similarities under Random Projections: Limits and Pathological Cases

Tvrtko Tadić
Microsoft Search,
Assistant and Intelligence
tvrtkota@microsoft.com

Cassiano Becker
Microsoft Search,
Assistant and Intelligence
casbecker@microsoft.com

Jennifer Neville
Microsoft Research
jenneville@microsoft.com

Abstract

Random Projections have been widely used to generate embeddings for various graph learning tasks due to their computational efficiency. The majority of applications have been justified through the Johnson-Lindenstrauss Lemma. In this paper, we take a step further and investigate how well dot product and cosine similarity are preserved by random projections when these are applied over the rows of the graph matrix. Our analysis provides new asymptotic and finite-sample results, identifies pathological cases, and tests them with numerical experiments. We specialize our fundamental results to a ranking application by computing the probability of random projections flipping the node ordering induced by their embeddings. We find that, depending on the degree distribution, the method produces especially unreliable embeddings for the dot product, regardless of whether the adjacency or the normalized transition matrix is used. With respect to the statistical noise introduced by random projections, we show that cosine similarity produces remarkably more precise approximations.

1 Introduction

Random projections (RP) provide a simple and elegant approach to dimensionality reduction [1]. Leveraging concentration of measure phenomena in high-dimensional statistics [2], RP's rely on the well-known Johnson-Lindenstrauss (JL) lemma [3, 4] to provide data-independent guarantees for approximation quality. As originally developed, the JL lemma showed that Euclidean distances between any two points in a dataset are preserved with high probability if their vectors are projected using appropriately constructed random matrices. Remarkably, the JL lemma shows that the required projection dimension of the random matrix needs to grow only with the logarithm of the ambient dimension of the dataset. As such, the JL lemma has found wide application in diverse fields such as information retrieval [5, 6], machine learning [7, 8, 9, 10, 11], privacy [12, 13], and numerical linear algebra [14, 15].

In the context of graphs, the JL lemma can be applied to generate low-dimensional encodings of a node's connectivity to other nodes in the graph. In that case, nodes are usually represented as vectors extracted as the rows of a connectivity matrix [16], which is obtained from the adjacency matrix (or some analytic function of it). For example, it is known that the entries of the power of an adjacency matrix encode the number of walks of length of that prescribed power between any two nodes [17]. Likewise, the transition matrix can be used to compute the corresponding random-walk probability between any pair of nodes [18]. This notion is key to algorithms such as

Table 1: Notation and symbols used throughout the paper

n	number of nodes	c, γ	low and high degree parameters
G	graph with V and E the sets of nodes and edges	L_c H_c^γ	set of low degree nodes wrt. c set of high degree nodes wrt. c and γ
A, T	adjacency matrix, transition matrix	q	random projection dimension
P	matrix polynomial $p(A)$ or $p(T)$	R	random projection matrix
d_u	degree of node u	X	node embedding matrix
n_{uv}	connectivity between nodes u and v	\mathcal{T}_q	t -distribution with parameter q

PageRank [19], which computes the steady-state random walk probability as the limit of a weighted sum over all possible lengths. In these cases, although the adjacency matrix is typically sparse—in that it registers only first-order immediate neighbors—higher-order connectivity matrices will often become dense and pose representation challenges in terms of the storage space required. We recall that the inherent dimensionality of such representations based on connectivity matrices would otherwise grow quadratically with the number of nodes in the graph, which in practical data applications is often of the order of millions or higher [20]. To that end, random projections consist of a promising dimensionality reduction approach. In the context of representation learning, the use of random projections to generate node embeddings for graphs was introduced in [21] and further developed in [22], becoming a popular and fast way to produce embeddings.

The problem addressed in this paper is the one of graph representation for tasks over large graphs, and can be summarized by the following steps:

1. We use random projections to generate *low-dimensional node embeddings* capturing (high order) connectivity induced by (otherwise computationally-expensive) adjacency matrix polynomials.
2. With the node embeddings, we compute arbitrary *pairwise node similarities* as a feature in models for graph inference tasks (e.g., ranking for recommendation).

The contributions of this paper as threefold:

1. We show that the *degree of the node has significant influence on the quality of approximation similarity*, according to the type of matrix (e.g., adjacency or transition) and function adopted (e.g., dot product or cosine). By expressing the JL Lemma in terms of the graph’s degree distribution, we show that it becomes data dependent for dot product, yielding especially weak guarantees for low and high-degree nodes. Contrary to intuition, this happens not only for the adjacency matrix, but also when the transition matrix is considered (i.e., when the matrix is row-normalized).
2. We provide extensive analyses of node embedding approximation quality under cosine similarity. By crafting a rotation argument followed by a Gram-Schmidt orthogonalization procedure, we develop *novel asymptotic and finite-sample results* that show that cosine similarity produces more precise approximations with respect to the graph’s degree distribution.
3. We extend our theoretical results to the case of *ranking based on node embeddings*. Specifically, we derive the probability of random projections flipping the node ordering induced by their embeddings, and show that cosine similarity produces remarkably more stable rankings. These findings are shown to occur and impact practical applications, as we illustrate with an example using a Wikipedia dataset.

Related work on random projections has focused predominantly on proposing alternative random projection matrix constructions and seeking sparser configurations (e.g., based on Rademacher random variables) [23, 24, 25]. Other works have been dedicated to obtaining tighter bounds for the preservation of Euclidean distance [26, 27]. In the case of the dot product as a similarity metric, work in [28] obtained general guarantees with depending on the angle between the vectors. Other similar studies have focused on the preservation of margin for as a quantity of interest in the formulation of support vector machines [29]. Additional contributions have been achieved in the analysis of clustering [30, 31, 32].

2 Random Projections in Graphs

In the case of large graphs $G = (V, E)$, random projections have been applied to polynomials of the adjacency matrix A and transition matrix T . If $R = [R_{ij}] \in \mathbb{R}^{q \times n}$, $q \ll n$, is a random matrix generated in a specific way, then $X = p(A)R^\top$ or $X = p(T)R^\top$ preserves many of the properties $p(A)$ and $p(T)$ for a matrix polynomial $p(X) = \sum_{j=1}^l \alpha_j X^j$. In our paper, we construct R by sampling $(R_{ij} : i = 1, \dots, n, j = 1, \dots, d)$ as i.i.d. normal random variables with mean zero and variance $1/q$. The sequence of row vectors p_1, \dots, p_k in $\mathbb{R}^{1 \times n}$ is then mapped to row-vectors $p_1 R^\top, \dots, p_k R^\top$ in $\mathbb{R}^{1 \times q}$. An additional benefit is that $p(A)R^\top$ and $p(T)R^\top$ can be calculated faster than $p(A)$ and $p(T)$. This becomes even more useful in the case of heterogeneous graphs, where we have polynomials of several variables associated with the so-called metapaths [33].

For $P = p(A)$ or $P = p(T)$ and $u, v \in V$, the interpretation is that $\text{rel}_{uv} := P_{v*}P_{u*}^\top$ is the relevance between u and v and

$$\text{rel}_{uv}^R := X_{v*}X_{u*}^\top \approx P_{v*}P_{u*}^\top. \quad (1)$$

When (1) holds, a vertex v in the graph can be effectively represented by the embedding X_{v*} . In the finite-sample regime, this approximation is generally justified by the JL Lemma, which states that for a small $\varepsilon > 0$ and for q above a specific value we have $\|p_j R^\top - p_i R^\top\|^2 \in [(1 - \varepsilon)\|p_j - p_i\|^2, (1 + \varepsilon)\|p_j - p_i\|^2]$ for all $i < j$ with high probability.

Due to the randomness of R , we will show that for the large sparse graph the assumption (1) will fail in two important cases:

- (i) $P = A$: for a low-degree node v , $X_{v*}X_{u*}$ will overvalue $P_{v*}P_{u*}^\top$ for many high-degree nodes u ;
- (ii) $P = T$: for a high-degree node u , $X_{v*}X_{u*}$ will overvalue $P_{u*}P_{v*}^\top$ for many low-degree nodes v .

In contrast, we will show that $\frac{X_{v*}X_{u*}^\top}{\|X_{v*}\|\|X_{u*}\|} \approx \frac{P_{v*}P_{u*}^\top}{\|P_{v*}\|\|P_{u*}\|}$ holds more consistently. This is why we propose to use $\frac{X_{v*}}{\|X_{v*}\|}$ as the embedding for a vertex v . We call this method *RP Cosine Similarity*.

To develop our specific results, we begin by denoting, for all $u, v \in V$, $d_u := \sum_{w \in V} A_{uw}$ as the *degree* of the vertex u . Likewise, we define $n_{uv} := A_{u*}A_{v*}^\top$ as the *2-hop connectivity* between u and v , corresponding to the number of paths of length two between those vertices. The following lemma provides basic information about n_{uv} .

Lemma 2.1. *For all $u, v \in V$ we have*

$$d_u \leq n_{uu} \leq d_u^2; \quad (2) \quad \frac{n_{uv}}{d_u d_v} = T_{u*}T_{v*}^\top. \quad (3)$$

Proof. Since all entries of the matrix A are nonnegative integers: $n_{uu} = \sum_{w \in V} A_{uw}^2 \geq \sum_{w \in V} A_{uw} = d_u$. On the other hand, $d_u^2 = (\sum_{w \in V} A_{uw})^2 \geq \sum_{w \in V} A_{uw}^2 = n_{uu}$. Note, $T_{u*} = \frac{1}{d_u} A_{u*}$ for all $u \in V$. Hence, $T_{u*}T_{v*}^\top = \frac{A_{u*}A_{v*}^\top}{d_u d_v} = \frac{n_{uv}}{d_u d_v}$. This shows (2) and (3). \square

Further, we note that d_u has a linear dependence on the entries of A , while $n_{u,v}$ has a quadratic one. Thus, in order to relate d_u to n_{uv} , we define the following graph-wide property:

$$\gamma := \max_{u, v \in V} \frac{n_{uv}}{d_u d_v}. \quad (4)$$

This property enables our results to generalize to weighted adjacency matrices $A \in (\mathbb{Z}_0^+)^{n \times n}$. In general, from (2), we have $1 \leq \gamma \leq \max_{u, v \in V} A_{uv}$. In particular, if $A \in \{0, 1\}^{n \times n}$, then $\gamma = 1$.

Next, we will define what does it mean for the node to be of *high* or *low* degree in the context of this paper. Let

$$L_c := \{v \in V : d_v \leq c\}. \quad (5)$$

This will be called the set of nodes of low degree. In particular, for a graph following a power law distribution, L_c will contain the majority of the nodes. Conversely, let

$$H_c^\gamma := \{u \in V : d_u \geq \gamma^2 c q\}. \quad (6)$$

We will call this the set nodes of high degree. We are interested analysing graphs where $n = |V|$ is large using Johnson-Lindenstrauss type of results. For that, we consider $q = \mathcal{O}(\log n)$. Under the assumption of the power law distribution, we have $\frac{|H_c^\gamma|}{n} \sim C[\log n]^{-\alpha}$ for some $\alpha > 0$. Hence, for large n , the set H_c^γ should have a number of nodes on the order of $\mathcal{O}(n[\log n]^{-\alpha})$.

2.1 RP Dot Product when $P = T$

To avoid numerical instability issues associated with higher degree nodes and higher powers of A , practitioners often consider the transition matrix T , since it consists of a bounded, row-stochastic normalization of A . We will show that even in this case, random projections may yield especially poor approximations for nodes $u \in H_c^\gamma$ and $v \in L_c$.

Theorem 2.2. *Let $X = TR^\top$. The following statements hold:*

(a) *Asymptotic result. For $u, v \in V$ and large q*

$$X_{u*}X_{v*}^\top \stackrel{a}{\sim} \mathcal{N}\left(\frac{n_{uv}}{d_u d_v}, \frac{1}{q} \left[\frac{n_{uu}n_{vv}}{d_u^2 d_v^2} + \left(\frac{n_{uv}}{d_u d_v}\right)^2 \right]\right), \quad (7)$$

(b) *Finite sample result. For $\varepsilon \in (0, 1)$ and $\delta \in (0, 1)$, if $q \geq 4\frac{1+\varepsilon}{\varepsilon^2} \log \left[\frac{n(n-1)}{\delta} \right]$, then*

$$\left| X_{u*}X_{v*}^\top - \frac{n_{uv}}{d_u d_v} \right| < \varepsilon \frac{\sqrt{n_{uu}n_{vv}}}{d_u d_v} \quad (8)$$

for all $u, v \in V$ holds with probability at least $1 - \delta$.

Remark. We denote by $Y_q \stackrel{a}{\sim} \mathcal{N}(\mu, \frac{\sigma^2}{q})$ the fact that $\frac{Y_q - \mu}{\sigma} \sqrt{q} \xrightarrow{d} \mathcal{N}(0, 1)$ as $q \rightarrow \infty$. The " $\stackrel{a}{\sim}$ " is interpreted as meaning an approximate distribution for large q .

Proof. Using the rotation argument from §A.II, we represent $X_{u*}X_{v*}^\top$ as sum of q i.i.d random variables and a convenient term. This is stated in part (a) of Theorem A.6 in the Appendix.

Using the Central Limit Theorem and Law of Large Numbers, we get the following asymptotic result: $T_u R^\top R T_v^\top \stackrel{a}{\sim} \mathcal{N}(T_u T_v^\top, (T_u T_v^\top)^2/q + \|T_u\|^2 \|T_v\|^2/q)$. For details, see part (a) of Proposition A.1 in the Appendix. Applying (3) we have $T_u T_v^\top = \frac{n_{uv}}{d_u d_v}$, $\|T_v\|^2 = T_v T_v^\top = \frac{n_{vv}}{d_v^2}$ and $\|T_u\|^2 = T_u T_u^\top = \frac{n_{uu}}{d_u^2}$ and part (a) follows.

Using the representation $X_{u*}X_{v*}^\top$ mentioned at the beginning of the proof, we can produce concentration results that lead to a JL Lemma-type result in part (b) of Proposition A.1 in the Appendix. From there, we set $n = k = |V|$ and get that $|T_u R^\top R T_v^\top - T_u T_v^\top| < \varepsilon \|T_v\| \|T_u\|$ for all $u, v \in V$ under the same conditions and assumptions of part (b) of this Theorem. The full claim follows from the calculation we did to prove part (a). \square

The rotation argument mentioned above (and fully developed in §A.II), allows us to directly analyze $P_{u*}R^\top R P_{v*}^\top$. This improves on the typical approach [1, 28, 34] of representing the dot product by the expansion $\frac{1}{4}(\|P_{u*}R^\top + P_{v*}R^\top\| - \|P_{u*}R^\top - P_{v*}R^\top\|)$, since these factors are usually not independent. Doing so enables us to produce more precise bounds, as discussed in §A.III.5.

We will fix $u \in H_c$ and look at the values $\{X_{u*}X_{v*}^\top : v \in L_c\}$ that may misapproximate $\{\frac{n_{uv}}{d_u d_v} : v \in L_c\}$.

Corollary 2.3. *If $v \in L_c$ and $u \in H_c^\gamma$, then the standard deviation in (7) is greater than its expectation, i.e.:*

$$\frac{n_{uv}}{d_u d_v} \leq \sqrt{\frac{1}{q} \left[\frac{n_{uu}n_{vv}}{d_u^2 d_v^2} + \left(\frac{n_{uv}}{d_u d_v}\right)^2 \right]}. \quad (9)$$

Proof. We have $\frac{n_{uu}n_{vv} + n_{uv}^2}{q} \stackrel{(2)}{\geq} \frac{d_u d_v + n_{uv}^2}{q} \stackrel{u \in H_c}{\geq} \frac{\gamma^2 c q d_v + n_{uv}^2}{q} \geq \gamma^2 c d_v \stackrel{v \in L_c}{\geq} (\gamma d_v)^2 \stackrel{(4)}{\geq} n_{uv}^2$. Multiplying the last inequality with $d_u^{-2} d_v^{-2}$ and taking the square root, (9) follows. \square

Under the conditions of the Corollary above, when can generate the one-sigma interval

$$\left[\frac{n_{uv}}{d_u d_v} - \sqrt{\frac{1}{q} \left[\frac{n_{uu} n_{vv}}{d_u^2 d_v^2} + \left(\frac{n_{uv}}{d_u d_v} \right)^2 \right]}, \frac{n_{uv}}{d_u d_v} + \sqrt{\frac{1}{q} \left[\frac{n_{uu} n_{vv}}{d_u^2 d_v^2} + \left(\frac{n_{uv}}{d_u d_v} \right)^2 \right]} \right]$$

in which $(X_{u*} X_{v*}^\top : v \in L_c)$ will take values with probability of less than 69%. This means that getting a value outside that interval is not unlikely. In that case, we know from (9) that such values will either double $\frac{n_{uv}}{d_u d_v}$ or be less than 0, which is clearly a poor approximation.

We now interpret the finite-sample result, and set $q = \lceil (1 + \varepsilon)/\varepsilon \log n(n - 1)/\delta \rceil$ such that part (b) of Theorem 2.2 holds. The expression $n_{uv}/(d_u d_v)$ in the numerator of (8) depends on d_u with order $(d_u)^{-1}$, and denominator has a lower-order dependence $(d_u)^{-\frac{1}{2}}$, as described in Lemma B.4 in the Appendix. Thus, higher values of d_u lead to an unfavorable regime in which the guarantees from Theorem 2.2 become increasingly weaker. As a simple numerical illustration, we assume $A \in \{0, 1\}^{n \times n}$ so that $n_{uu} = d_u$ and $n_{vv} = d_v$, and let $\varepsilon = 10^{-2}$, $d_u = 10^7$, $d_v = 10$ and $n_{uv} = 1$. Then, (8) yields $X_{u*} X_{v*}^\top \in 10^{-8}(1 - 100, 1 + 100)$, which is clearly a severely biased estimate.

Similar results hold in the case $P = A$. For this case, we provide analogous asymptotic normality and finite sample results in §B.I of the Appendix. There, we also express similarities in the terms of values of (n_{uv}) and (d_u) . In the absence of normalization, the disruption of the assumption $X_{u*} X_{v*}^\top \approx P_{u*} P_{v*}^\top$ is more obvious.

2.2 RP Cosine Similarity

In this section, we present asymptotic normality and finite-sample analysis to show how RP Cosine Similarity yields significantly better approximations for vertices $u \in H_c^\gamma$ and $v \in L_c$ than those of RP Dot Product (both when $P = T$ and $P = A$). We begin by showing that it will not matter for RP Cosine Similarity if we take $P = A$ or $P = T$.

Lemma 2.4. *For all $u, v \in V$ we have*

$$\cos(T_{u*} R^\top, T_{v*} R^\top) = \cos(A_{u*} R^\top, A_{v*} R^\top) \quad \text{and} \quad \cos(T_{u*}, T_{v*}) = \cos(A_{u*}, A_{v*}) = \frac{n_{uv}}{\sqrt{n_{uu} n_{vv}}}.$$

Proof. First equality follows from

$$\frac{T_{u*} R R^\top T_{v*}^\top}{\|T_{u*} R^\top\| \|T_{v*} R^\top\|} = \frac{(d_u^{-1} A_{u*}) R^\top R (d_v^{-1} A_{v*}^\top)}{\|d_u^{-1} A_{u*} R^\top\| \|d_v^{-1} A_{v*} R^\top\|} = \frac{A_{u*} R^\top R A_{v*}^\top}{\|A_{u*} R\| \|A_{v*} R\|}$$

Using parts (a) and (b) of Lemma 2.1 we can calculate that $\cos(A_{u*}, A_{v*}) = \frac{n_{uv}}{\sqrt{n_{uu} n_{vv}}}$ and $\cos(T_{u*}, T_{v*}) = \frac{n_{uv}}{\sqrt{n_{uu} n_{vv}}}$. \square

We will state our main result for this method now.

Theorem 2.5. *For $P \in \{A, T\}$ and $X = PR^\top$ the following claims hold:*

(a) *Asymptotic result.* For $u, v \in V$ and large q

$$\cos(X_{u*}, X_{v*}) \stackrel{a}{\sim} \mathcal{N} \left(\frac{n_{uv}}{\sqrt{n_{uu} n_{vv}}}, \frac{1}{q} \left(1 - \frac{n_{uv}^2}{n_{uu} n_{vv}} \right)^2 \right) \quad (10)$$

(b) *Finite-sample result.* Let $\varepsilon \in (0, 0.05]$ and $\delta \in (0, 1)$. If $q \geq \frac{2 \ln \left[\frac{2n(n-1)(1+\frac{\varepsilon^2}{4})}{\delta} \right]}{\ln \left[1 + \frac{\varepsilon^2}{2(1+\varepsilon\sqrt{2})} \right]}$, then

$$\left| \cos(X_{u*}, X_{v*}) - \frac{n_{uv}}{\sqrt{n_{uu} n_{vv}}} \right| \leq \varepsilon \left(1 - \frac{n_{uv}^2}{n_{uu} n_{vv}} \right)$$

holds for all $u, v \in V$ with probability at least $1 - \delta$.

Proof. Using the rotation argument, we can get a very useful representation of $\cos(X_{u*}, X_{v*})$ stated in part (b) of Theorem A.6 in the Appendix.

From the Central Limit Theorem and the Law of Large Numbers, we show that $\cos(X_{u*}, X_{v*}) \stackrel{a}{\sim} \mathcal{N}\left(\cos(P_{u*}, P_{v*}), \frac{1}{q}(1 - \cos^2(P_{u*}, P_{v*}))^2\right)$. For details, see part (a) of Proposition A.3 in the Appendix. Claim (a) follows from Lemma 2.4.

Using representation mentioned at the beginning, we can get concentration results and a JL Lemma-type result. This is stated part (b) of Proposition A.3 in the Appendix, whence we have $|\cos(X_{u*}, X_{v*}) - \cos(P_{u*}, P_{v*})| < \varepsilon(1 - \cos^2(P_{u*}, P_{v*}))$ under the same assumptions and conditions. Claim (b) follows from Lemma 2.4. \square

Let us compare the asymptotic result for cosine similarity with the previous cases. From (10), we can produce the approximate three-sigma interval

$$\left[\cos(P_{u*}, P_{v*}) - \frac{3}{\sqrt{q}}(1 - \cos^2(P_{u*}, P_{v*})), \cos(P_{u*}, P_{v*}) + \frac{3}{\sqrt{q}}(1 - \cos^2(P_{u*}, P_{v*})) \right]$$

where $\cos(X_{u*}, X_{v*})$ is expected to take values with 99% probability. Differently from the previous cases, we see that the interval endpoints *do not depend on the node degrees*. Thus, for a reasonably large q , the value of $\cos(P_{u*}, P_{v*})$ will be well-approximated. Further, the closer $\cos(P_{u*}, P_{v*})$ is to 1, the smaller the standard deviation, and the narrower the confidence interval. The confidence interval is the widest when $\cos(P_{u*}, P_{v*}) = 0$. In that case, it can happen that it takes negative values under random projections, but this is likely not to be lower than $-\frac{3}{\sqrt{q}}$.

With Theorem 2.5, we can state the following additional properties.

Proposition 2.6. (a) $\cos(X_{u*}, X_{v*}) \in [-1, 1]$ for all $u, v \in V$.

(b) Almost surely $\cos(X_{u*}, X_{v*}) = \pm 1$ if and only if $\cos(P_{u*}, P_{v*}) = \pm 1$.

(c) For $\varepsilon \in (0, 0.05]$ and $\delta \in (0, 1)$, if $q \geq \frac{2 \ln \left[\frac{2n(n-1)\left(1 + \frac{\varepsilon^2}{4}\right)}{\delta} \right]}{\ln \left[1 + \frac{\varepsilon^2}{2(1 + \varepsilon\sqrt{2})} \right]}$, then

$$\cos(X_{u*}, X_{v*}) \in [\cos(P_{u*}, P_{v*}) - \varepsilon, \cos(P_{u*}, P_{v*}) + \varepsilon]$$

for all $u, v \in V$ with probability $1 - \delta$.

Proof. Part (a) follows by definition of cosine similarity. Part (b) follows from the Cauchy-Schwarz inequality. The full discussion can be found in the Corollary A.20 in the Appendix. Part (c) follows

from Theorem 2.5 part (b) since $0 \leq 1 - \frac{n_{uv}^2}{n_{uu}n_{vv}} = 1 - \cos^2(P_{u*}, P_{v*}) \leq 1$. \square

Part (b) of Proposition 2.6 tells us that random projection will preserve values of exactly 1. Part (c) Proposition 2.6 provides the desired property of *uniformity* for the absolute error on the difference between the estimate and the true value with respect to node degrees.

3 Application to Ranking

Here, we specialize the results presented in Section 2 to a ranking application. Recall that, for polynomials $P = p(A)$ or $P = p(T)$, the interpretation is that for $u, v \in V$ $\text{rel}_{uv} := P_{v*}P_{u*}^\top$. For computational reasons, we apply the random projection $X = PR^\top$ and work with $\text{rel}_{uv}^R := X_{v*}X_{u*}^\top$ under the assumption that $\text{rel}_{uv}^R \approx \text{rel}_{uv}$.

We will next examine what happens if we fix $w \in V$ and use the approximate relevance $(\text{rel}_{wh}^R : h \in V)$ for ranking. We will use the well-known NDCG metric: $\text{NDCG}_w @ l := \frac{\text{DCG}_w^R @ l}{\text{DCG}_w @ l}$ where

$$\text{DCG}_w^R @ l := \sum_{h: \text{rank}_w^R(h) \leq l} \frac{\text{rel}_{wh}}{\log(\text{rank}_w^R(h) + 1)} \quad \text{and} \quad \text{DCG}_w @ l := \sum_{h: \text{rank}_w(h) \leq l} \frac{\text{rel}_{wh}}{\log(\text{rank}_w(h) + 1)}.$$

The following Theorem will help us quantify how often can the approximation rel_{wh}^R flip the order of relevance between nodes u and v with respect to w .

Theorem 3.1. *Let $u, v \in V$ be such that $\text{rel}_{wu} > \text{rel}_{wv}$. Then,*

$$\mathbb{P}(\text{rel}_{wu}^R < \text{rel}_{wv}^R) = \mathbb{P}\left(\mathcal{T}_q > \frac{\cos(P_{w*}, P_{u*} - P_{v*})\sqrt{q}}{\sqrt{1 - \cos^2(P_{w*}, P_{u*} - P_{v*})}}\right) \quad (11)$$

where \mathcal{T}_q is the t -distribution with parameter q .

Proof. To have $\text{rel}_{wu} < \text{rel}_{wv}$, we need $P_{w*}(P_{u*} - P_{v*})^\top > 0$. The right hand side is the probability of this dot product changing the sign under the random projection i.e. $\mathbb{P}(P_{w*}R^\top R(P_{u*} - P_{v*})^\top < 0)$. This is a simple consequence that follows from the representation in part (a) of Theorem A.6, obtained using the rotation argument and then using the definition of the t -distribution. For details, see Proposition A.2 in the Appendix. \square

3.1 Instability of Ranking for DotProduct when $P = T$

For a given $u \in V$, we provide an upper bound for the set of relevance values $\{\text{rel}_{uv} : v \in V\}$.

Proposition 3.2. *For all $u, v \in V$ we have $\text{rel}_{uv} = \frac{n_{uv}}{d_u d_v} \leq \frac{\gamma}{d_u}$.*

Proof. We have $\text{rel}_{uv} = T_{u*}T_{v*}^\top \stackrel{(3)}{=} \frac{n_{uv}}{d_u d_v} \stackrel{(4)}{\leq} \frac{\gamma}{d_u}$. \square

Note that the upper bound in Proposition 3.2 can be particularly small for a high degree d_u . However, the estimate might be larger than that.

Corollary 3.3. *For $u \in H_c^M$ and $v \in L_c$, we have $\text{rel}_{uu}^R \stackrel{a}{\sim} \mathcal{N}\left(\frac{n_{uu}}{d_u^2}, \frac{2n_{uu}^2}{d_u^4 q}\right)$ and that rel_{uv}^R will be asymptotically normal with non-negative expectation and the standard deviation greater than $\frac{\gamma}{d_u}$.*

Proof. Asymptotic result $\text{rel}_{uu}^R \stackrel{a}{\sim} \mathcal{N}\left(\frac{n_{uu}}{d_u^2}, \frac{2n_{uu}^2}{d_u^4 q}\right)$ follows from Theorem 2.2 part(a), when we take $u = v$. It can be shown using definitions of γ and c , under the assumptions that $u \in H_c^\gamma$ and $v \in L_c$, that the variance in (7), and hence the variance of rel_{uv} , is greater than $(\gamma/d_u)^2$. Details can be found in Lemma B.4 (b) in the Appendix. \square

The last result tells us that rel_{uu}^R will have values in $\left[\frac{n_{uu}}{d_u^2} \left(1 - 3\sqrt{\frac{2}{q}}\right), \frac{n_{uu}}{d_u^2} \left(1 + 3\sqrt{\frac{2}{q}}\right)\right]$ with more than 99%. This means, for example if $q \geq 100$, $\text{rel}_{uv}^R \in [1.5\frac{\gamma}{d_u}, \infty) \subset \left[\frac{n_{uu}}{d_u^2} \left(1 + 3\sqrt{\frac{2}{q}}\right), \infty\right)$ can happen with probability $\mathbb{P}(\mathcal{N}(0, 1) > 1.5) \approx 6.7\%$.

For higher q , this probability will be higher. Roughly, we can anticipate that $\text{rel}_{uu}^R < \text{rel}_{uv}^R$ happens when $\text{rel}_{uu} > \text{rel}_{uv}$ frequently. The following result will show that this can happen more often than one would like.

Corollary 3.4. *Let $u \in H_c^\gamma$ and $v \in L_c$ be two vertices with no common neighbors, i.e., such that $\text{rel}_{uu} > 0$ and $\text{rel}_{uv} = 0$. Then $\mathbb{P}(\text{rel}_{uu}^R < \text{rel}_{uv}^R) > \mathbb{P}(\mathcal{T}_q > \gamma^{-1/2}) \geq \mathbb{P}(\mathcal{T}_q > 1) \approx 15.8\%$.*

Remark 3.5. *The previous estimate is based on the fact that for $q \geq 30$, in practice, $\mathcal{N}(0, 1)$ is taken as an approximation for \mathcal{T}_q .*

Proof. Since $P_{u*}P_{v*}^\top = 0$, we have $\cos(P_{u*}, P_{u*} - P_{v*}) = \frac{\|P_{u*}\|}{\sqrt{\|P_{u*}\|^2 + \|P_{v*}\|^2}}$ and (11) becomes

$$\mathbb{P}(\text{rel}_{uu}^R < \text{rel}_{uv}^R) = \mathbb{P}\left(\mathcal{T}_q > \frac{\|P_{u*}\|}{\|P_{v*}\|} \sqrt{q}\right). \quad (12)$$

Further,

$$\begin{aligned} \frac{\|P_{u*}\|}{\|P_{v*}\|} \sqrt{q} &= \frac{\sqrt{n_{uu}/d_u^2}}{\sqrt{n_{vv}/d_v^2}} \sqrt{p} = \frac{d_v \sqrt{n_{uu}}}{d_u \sqrt{n_{vv}}} \sqrt{q} \stackrel{(2)}{\leq} \frac{d_v \sqrt{n_{uu}}}{d_u \sqrt{d_v}} \sqrt{q} = \frac{\sqrt{d_v n_{uu} q}}{d_u} \stackrel{(4)}{\leq} \frac{\sqrt{d_v \gamma d_u q}}{d_u} \\ &= \sqrt{\frac{d_v \gamma q}{d_u}} \stackrel{v \in L_c}{\leq} \sqrt{\frac{\gamma c q}{d_u}} \stackrel{u \in H_c^\gamma}{\leq} \frac{1}{\sqrt{\gamma}}. \end{aligned}$$

From the last estimate, we have $\mathbb{P}\left(\mathcal{T}_q > \frac{\|P_{v*}\|}{\|P_{u*}\|} \sqrt{q}\right) \geq \mathbb{P}\left(\mathcal{T}_q > \gamma^{-1/2}\right)$, and the claim follows from (12) and Remark 3.5. As mentioned in the paragraph after (4), $\gamma \geq 1$. \square

Similar results would follow if we took two vertices w, u of high degree with many common neighbors and a low degree vertex v that has no common neighbors with w and u . For simpler calculations, we took $w = u$.

We provide corresponding results for the case of $P = A$ in §B.II of the Appendix. The only notable difference is that, while Corollaries 3.3 and 3.4 will result in poor ranking results for high degree nodes, their analogous versions (Corollaries B.7 and B.8) will result in poor ranking for low degree nodes. This is illustrated on Figure 1. Due to the high number of low degree nodes, this phenomenon is easier to notice empirically. Conversely, it is harder to note such a pathology for higher degree nodes, since they are usually scarcer.

3.2 Stability of Ranking for Cosine Similarity when $P = A$ or $P = T$

In both cases, for the dot product with respect to a given node, when using random projection for relevance estimation, a node of low relevance can be estimated with higher relevance than the node of low relevance. We will show that this is less likely to happen with cosine similarity.

In the case of cosine similarity, for relevance we use $\text{rel}_{uv} = \cos(P_{u*}, P_{v*})$ and $\text{rel}_{uv}^R = \cos(X_{u*}, X_{v*})$. From Proposition 2.6, the next result follows.

Proposition 3.6. *For all $u \in V$ $\text{rel}_{uu} = \text{rel}_{uu}^R = 1$. Further, both the relevance ($\text{rel}_{uv} : u, v \in V$) and the approximation ($\text{rel}_{uv}^R : u, v \in V$) can be at most 1.*

This gives us a clear interpretation of the relevance: a value of 1 implies a strong connection between node, and one that is preserved; a value of 0 implies no neighbor overlap.

Corollary 3.7. *For $u, v, w, h \in V$, the following holds.*

- (a) *If $r_{uv} = 0$, then $\text{rel}_{uu} = 1 > 0 = r_{uv}$ and $\text{rel}_{uu}^R > \text{rel}_{uv}^R$ almost surely.*
- (b) *Under the conditions of Proposition 2.6 (c), if $\text{rel}_{uv} - \text{rel}_{wh} > 2\varepsilon$, then $\mathbb{P}(\text{rel}_{uv}^R > \text{rel}_{wh}^R) \geq 1 - \delta$.*

Proof. (a) From Proposition 3.6 (c), we have $\text{rel}_{uu} = \text{rel}_{uu}^R = 1$. Since rel_{uv}^R is a continuous random variable, $\mathbb{P}(\text{rel}_{uv}^R = 1) = 0$. Hence,

$$1 = \mathbb{P}(\text{rel}_{uv}^R \leq 1) = \mathbb{P}(\text{rel}_{uv}^R < 1) + \mathbb{P}(\text{rel}_{uv}^R = 1) = \mathbb{P}(\text{rel}_{uv}^R < 1) + 0 = \mathbb{P}(\text{rel}_{uv}^R < 1).$$

(b) With probability $1 - \delta$, we have $\text{rel}_{uv}^R > \text{rel}_{uv} - \varepsilon$ and $\text{rel}_{wh} + \varepsilon > \text{rel}_{wh}^R$. Therefore, $\text{rel}_{uv}^R > \text{rel}_{uv} - \varepsilon > (\text{rel}_{wh} + 2\varepsilon) - \varepsilon = \text{rel}_{wh} + \varepsilon > \text{rel}_{wh}^R$. \square

Part (a) of Corollary 3.7 shows that the phenomenon from Corollary 3.4 does not happen in the case of cosine similarity (see also a similar result for the adjacency matrix A in Corollary B.8 of the Appendix). Part (b) of Corollary 3.7 shows stability, i.e., if two relevance values are not close, their estimate will highly likely keep their order. Part (a) of Theorem 2.5 provides similar asymptotic guarantees for stability.

The computational experiments in the next section will show, using real graphs, that the standard measure for ranking NDCG will depend on node degrees in the case of the dot product for both $P = A$ and $P = T$, while it will be stable in case of the cosine similarity.

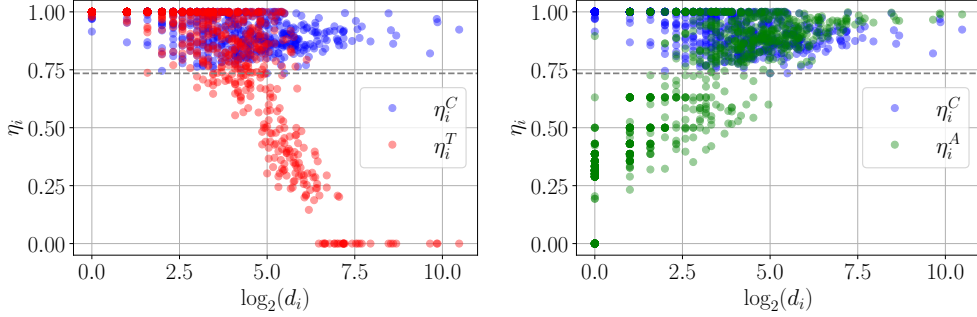


Figure 1: Distribution of $\eta_i = \text{NDCG}(r_i^K, \hat{r}_i^K)$, $K = 10$, versus node degree d_i . On the left, we consider RP Dot Product when $P = T$, denoted by η_i^T . We compare it with RP Cosine Similarity, denoted by η_i^C . Both scores are computed using the same random projection matrix, with dimension $q = 256$. The dotted line marks the lowest value observed for η_i^C , of approximately 0.75. It can be seen that η_i^T often takes low values for *higher* degrees (i.e., region below dotted line), especially when $\log_2(d_i) \geq 4$. On the right, we display the equivalent plot for RP Dot Product when $P = A$, denoted by η_i^A . The NDCG scores often take low values for *lower* degrees, especially when $\log_2(d_i) \leq 6$.

3.3 Computational Experiments

Table 2: Empirical mean (std) of $\eta_i = \text{NDCG}(r_i^K, \hat{r}_i^K)$, $K \in \{1, 5, 10\}$, and of $\log_2(d_i)$ (last row), for $i \in S_{\text{high}}$ (left) and $i \in S_{\text{low}}$ (right). Bold face denotes lower mean values in set.

K	$\eta_i^T, i \in S_{\text{high}}$	$\eta_i^A, i \in S_{\text{high}}$	$\eta_i^C, i \in S_{\text{high}}$	$\eta_i^T, i \in S_{\text{low}}$	$\eta_i^A, i \in S_{\text{low}}$	$\eta_i^C, i \in S_{\text{low}}$
2	0.589 (0.426)	0.954 (0.061)	0.964 (0.025)	1.000 (0.003)	0.057 (0.200)	0.999 (0.008)
5	0.607 (0.344)	0.920 (0.072)	0.924 (0.047)	0.999 (0.004)	0.168 (0.250)	0.999 (0.010)
10	0.602 (0.315)	0.899 (0.078)	0.895 (0.063)	0.999 (0.004)	0.327 (0.188)	0.999 (0.010)
$\log_2(d_i), i \in S_{\text{high}}: 5.274 (1.103)$				$\log_2(d_i), i \in S_{\text{low}}: 0.260 (0.439)$		

We illustrate the results developed in the previous section for a ranking application over a real graph. To that end, we consider the Gleich/wikipedia-20060925 dataset¹ from the University of Florida Sparse Matrix Collection [35]. The dataset consists of a web crawling extraction of Wikipedia with 2,983,494 web pages and 37,269,096 web links. We define $A(i, j) = 1$ if page i links to or is linked by page j , and 0 otherwise.

We wish to evaluate the effect of R on the ranking of nodes induced by their connectivity through common neighbors. The original relevance between nodes u and v , denoted rel_{uv} , is computed as a function of vectors $P_u, P_v \in \mathbb{R}^n$ obtained from their respective rows of A (or T). We denote the approximated relevance obtained through R as rel_{uv}^R , and consider the three variants of similarity discussed in this paper: (T) RP Dot Product when $P = T$, (A) RP Dot Product when $P = A$, and (C) RP Cosine Similarity.

To compare the rankings induced the original and approximated relevances, we proceed as follows. For a node i , we define a ranking vector $r_i^K := [\text{rel}_{i,(\ell)} : \ell = 1, \dots, K]$, where the parenthesized index ℓ denotes the ℓ -th largest element according to the relative order induced by the relevances. Likewise, we set $\hat{r}_i^K := [\text{rel}_{i,(\ell)}^R : \ell = 1, \dots, K]$ to consider the ranking from the approximated relevances. Then, we compare r_i^K with \hat{r}_i^K by computing their normalized discounted cumulative gain at $K = 10$, which we define as $\eta_i := \text{NDCG}(r_i^K, \hat{r}_i^K)$.

Because the number of possible pairwise node combinations is large, we evaluate a representative sample of the nodes using a stratified sampling strategy. To assure a meaningful mixture of node degrees, we split the set of nodes into three segments of size $L = 1 \times 10^6$ (low, medium, and high) based on their ordered degrees. Then, we select nodes into three subsets by sampling $m = 300$ out of

¹<https://www.cise.ufl.edu/research/sparse/matrices/Gleich/wikipedia-20060925.html>

L nodes without replacement from each of these segments, and take $S = S_{\text{low}} \cup S_{\text{med}} \cup S_{\text{high}}$ as our evaluation sample. Finally, for each node i in S (and with respect to every other node j in S), we compute η_i^T , η_i^A , and η_i^C considering the types of similarity (T, A, C) defined previously.

With the previous definitions, we can compute the empirical distributions of η_i over the node degrees d_i for the three variants of similarity considered, with $q = 256$ for the random projection dimension. In Figure 1 (left), we compare RP Dot Product when $P = T$ with RP Cosine Similarity. As expected (c.f., §3.1), we can see a strong disruption of NDCG when the degrees are *high*. Correspondingly, in Figure 1 (right), we display the corresponding comparison for RP Dot Product when $P = A$. As expected (c.f., §B.II), we can see a strong disruption of NDCG when the degrees are *low*. RP Cosine Similarity is observed to be largely immune to both of the aforementioned effects, and is able to preserve the quality of the rankings, as anticipated in §3.2. These results are summarized numerically on Table 2, considering the samples taken from S_{high} (left) and S_{low} (right), for $K \in \{1, 5, 10\}$.

4 Conclusion

Based on the discussion in §2.2 and the numerical results presented in this paper, we propose that practitioners of random projection methods first use the embeddings $u \mapsto X_{u^*}/\|X_{u^*}\|$, in which case cosine similarity will be well preserved under the random projection both when $X = AR^\top$ and when $X = TR^\top$. If the practitioners do not have a need for embeddings of high degree nodes (or those might not exist), they can use the embeddings $u \mapsto X_{u^*}$ where $X = TR^\top$. The dot product for the lower degree nodes will be well preserved as shown in §2.1. Use of $u \mapsto X_{u^*}$ where $X = AR^\top$ is discouraged, since it is very difficult to control the possible error as we shown in §B.I.

Acknowledgments

This paper is an extension of the work conducted by the Graph Intelligence Sciences team at Microsoft, focusing on the relationships and connections of Office 365 entities. The authors wish to express gratitude to their colleagues for their unwavering support. Additionally, the first author would like to acknowledge the hospitality of the Department of Mathematics at the University of Washington in Seattle during the work on this paper.

References

- [1] S. S. Vempala, *The Random Projection Method*, vol. 65 of *DIMACS Series in Discrete Mathematics and Theoretical Computer Science*. American Mathematical Society, Providence, RI, 2004. With a foreword by Christos H. Papadimitriou.
- [2] R. Vershynin, *High-dimensional Probability*, vol. 47 of *Cambridge Series in Statistical and Probabilistic Mathematics*. Cambridge University Press, Cambridge, 2018. An introduction with applications in data science, With a foreword by Sara van de Geer.
- [3] W. B. Johnson, J. Lindenstrauss, and G. Schechtman, “Extensions of Lipschitz maps into Banach spaces,” *Israel Journal of Mathematics*, vol. 54, no. 2, pp. 129–138, 1986.
- [4] S. Dasgupta and A. Gupta, “An elementary proof of a theorem of Johnson and Lindenstrauss,” *Random Structures & Algorithms*, vol. 22, no. 1, pp. 60–65, 2003.
- [5] J. M. Kleinberg, “Two algorithms for nearest-neighbor search in high dimensions,” in *Proceedings of the twenty-ninth annual ACM symposium on Theory of computing*, pp. 599–608, 1997.
- [6] P. Indyk and R. Motwani, “Approximate nearest neighbors: towards removing the curse of dimensionality,” in *Proceedings of the thirtieth annual ACM symposium on Theory of computing*, pp. 604–613, 1998.
- [7] R. Durrant and A. Kabán, “Sharp generalization error bounds for randomly-projected classifiers,” in *International Conference on Machine Learning*, pp. 693–701, PMLR, 2013.
- [8] T. I. Cannings and R. J. Samworth, “Random-projection ensemble classification,” *Journal of the Royal Statistical Society Series B: Statistical Methodology*, vol. 79, no. 4, pp. 959–1035, 2017.
- [9] C. Boutsidis, A. Zouzias, and P. Drineas, “Random projections for k -means clustering,” *Advances in neural information processing systems*, vol. 23, 2010.
- [10] Á. Cardoso and A. Wichert, “Iterative random projections for high-dimensional data clustering,” *Pattern Recognition Letters*, vol. 33, no. 13, pp. 1749–1755, 2012.

- [11] K. Makarychev, Y. Makarychev, and I. Razenshteyn, “Performance of Johnson-Lindenstrauss transform for k-means and k-medians clustering,” in *Proceedings of the 51st Annual ACM SIGACT Symposium on Theory of Computing*, pp. 1027–1038, 2019.
- [12] K. Liu, “Random projection-based multiplicative data perturbation for privacy preserving distributed data mining,” *IEEE Transactions on Knowledge and Data Engineering*, vol. 18, no. 1, pp. 92–106, 2005.
- [13] Y. Wang and K. N. Plataniotis, “An analysis of random projection for changeable and privacy-preserving biometric verification,” *IEEE Transactions on Systems, Man, and Cybernetics, Part B (Cybernetics)*, vol. 40, no. 5, pp. 1280–1293, 2010.
- [14] N. Halko, P.-G. Martinsson, and J. A. Tropp, “Finding structure with randomness: Probabilistic algorithms for constructing approximate matrix decompositions,” *SIAM review*, vol. 53, no. 2, pp. 217–288, 2011.
- [15] P.-G. Martinsson and J. A. Tropp, “Randomized Numerical Linear Algebra: Foundations and algorithms,” *Acta Numerica*, vol. 29, pp. 403–572, 2020.
- [16] W. L. Hamilton, *Graph Representation Learning*, vol. 14 of *Synthesis Lectures on Artificial Intelligence and Machine Learning*. Morgan & Claypool Publishers, 2020.
- [17] M. Newman, *Networks*. Oxford University Press, 2018.
- [18] M. Bianchini, M. Gori, and F. Scarselli, “Inside PageRank,” *ACM Transactions on Internet Technology (TOIT)*, vol. 5, no. 1, pp. 92–128, 2005.
- [19] L. Page, S. Brin, R. Motwani, T. Winograd, *et al.*, “The PageRank citation ranking: Bringing order to the web,” 1999.
- [20] J. Tang, J. Sun, C. Wang, and Z. Yang, “Social influence analysis in large-scale networks,” in *Proceedings of the 15th ACM SIGKDD international conference on Knowledge discovery and data mining*, pp. 807–816, 2009.
- [21] Z. Zhang, P. Cui, H. Li, X. Wang, and W. Zhu, “Billion-Scale Network Embedding with Iterative Random Projection,” in *2018 IEEE International Conference on Data Mining (ICDM)*, pp. 787–796, 2018.
- [22] H. Chen, S. F. Sultan, Y. Tian, M. Chen, and S. Skiena, “Fast and Accurate Network Embeddings via Very Sparse Random Projection,” in *Proceedings of the 28th ACM International Conference on Information and Knowledge Management, CIKM ’19*, (New York, NY, USA), p. 399–408, Association for Computing Machinery, 2019.
- [23] C. B. Freksen, L. Kamma, and K. Green Larsen, “Fully Understanding the Hashing Trick,” *Advances in Neural Information Processing Systems*, vol. 31, 2018.
- [24] M. Jagadeesan, “Understanding Sparse JL for Feature Hashing,” *Advances in Neural Information Processing Systems*, vol. 32, 2019.
- [25] D. Achlioptas, “Database-friendly Random Projections: Johnson-Lindenstrauss with Binary Coins,” *Journal of Computer and System Sciences*, vol. 66, no. 4, pp. 671–687, 2003.
- [26] A. Sobczyk and M. Luisier, “Approximate Euclidean lengths and distances beyond Johnson-Lindenstrauss,” *Advances in Neural Information Processing Systems*, vol. 35, pp. 19357–19369, 2022.
- [27] P. Li, T. J. Hastie, and K. W. Church, “Improving random projections using marginal information,” in *Learning Theory: 19th Annual Conference on Learning Theory, COLT 2006, Pittsburgh, PA, USA, June 22-25, 2006. Proceedings 19*, pp. 635–649, Springer, 2006.
- [28] A. Kaban, “Improved bounds on the dot product under random projection and random sign projection,” in *Proceedings of the 21th ACM SIGKDD International Conference on Knowledge Discovery and Data Mining, KDD ’15*, (New York, NY, USA), p. 487–496, Association for Computing Machinery, 2015.
- [29] Q. Shi, C. Shen, R. Hill, and A. Van Den Hengel, “Is Margin Preserved after Random Projection?,” in *Proceedings of the 29th International Conference on International Conference on Machine Learning, ICML’12*, (Madison, WI, USA), p. 643–650, Omnipress, 2012.
- [30] L. Becchetti, M. Bury, V. Cohen-Addad, F. Grandoni, and C. Schwiegelshohn, “Oblivious dimension reduction for k-means: beyond subspaces and the Johnson-Lindenstrauss lemma,” in *Proceedings of the 51st Annual ACM SIGACT Symposium on Theory of Computing*, pp. 1039–1050, 2019.
- [31] V. Cohen-Addad, K. Green Larsen, D. Saulpic, C. Schwiegelshohn, and O. A. Sheikh-Omar, “Improved Coresets for Euclidean k -Means,” *Advances in Neural Information Processing Systems*, vol. 35, pp. 2679–2694, 2022.
- [32] M. S. Bucarelli, M. Larsen, C. Schwiegelshohn, and M. Toftrup, “On Generalization Bounds for Projective Clustering,” *Advances in Neural Information Processing Systems*, vol. 36, 2024.
- [33] Y. Sun, J. Han, X. Yan, P. S. Yu, and T. Wu, “Pathsim: Meta path-based top-k similarity search in heterogeneous information networks,” *Proceedings of the VLDB Endowment*, vol. 4, no. 11, pp. 992–1003, 2011.

- [34] A. Amirov, C. Quirk, and J. Neville, “Creating generalizable downstream graph models with random projections,” *MLOG Workshop at WSDM’23*, 2023.
- [35] T. A. Davis and Y. Hu, “The University of Florida Sparse Matrix Collection,” *ACM Transactions on Mathematical Software (TOMS)*, vol. 38, no. 1, pp. 1–25, 2011.
- [36] B. Ghojogh, A. Ghodsi, F. Karray, and M. Crowley, “Johnson-Lindenstrauss lemma, linear and nonlinear random projections, random Fourier features, and random kitchen sinks: Tutorial and survey,” *arXiv preprint arXiv:2108.04172*, 2021.
- [37] K. Kang, “Correlations between random projections and the bivariate normal,” *Data Min. Knowl. Discov.*, vol. 35, no. 4, pp. 1622–1653, 2021.
- [38] A. W. van der Vaart, *Asymptotic statistics*, vol. 3 of *Cambridge Series in Statistical and Probabilistic Mathematics*. Cambridge University Press, Cambridge, 1998.
- [39] D. Arpit, I. Nwogu, G. Srivastava, and V. Govindaraju, “An Analysis of Random Projections in Cancelable Biometrics,” *arXiv preprint arXiv:1401.4489*, 2014.
- [40] S. Boucheron, G. Lugosi, and P. Massart, *Concentration Inequalities*. Oxford University Press, Oxford, 2013. A nonasymptotic theory of independence, With a foreword by Michel Ledoux.

Appendix

This appendix is divided in two parts:

- In Part A, we provide detailed treatment and proofs for the general results stated and used in the main paper;
- In Part B, we provide results for RP DotProduct when $P = A$. This consists of a parallel development to that presented in §2.1 and §3.1 of the main paper, when we had $P = T$.

A Dot Product and Cosine Similarity under Random Projections

In this part, we provide an in-depth study into the random projection mapping results discussed in the main paper. Our presentation focuses on general properties that are not exclusive to graphs.

- In §A.I, we introduce the notation and define random projection as a mapping.
- In §A.II, we use the rotation argument to provide new representation for the dot product and cosine similarity under the random projections.
- In §A.III, we provide several asymptotic normality results for the dot product. We also use the rotation argument to derive an improved JL Lemma, and compare it with existing versions in the literature.
- In §A.IV, we provide several asymptotic normality results for the cosine similarity, as well novel JL Lemmas, based on the rotation argument. Cosine similarity is a popular quantity to measure similarity. Although random projections have been studied extensively, there are not many papers that include consideration of the cosine similarity.
- In §A.V, we provide a few technical inequalities and concentration results that were used in other sections, for a complete reference to the reader.

We begin by summarizing the main results of Part A in the following proposition.

Proposition A.1. (a) For every i, j we have

$$(Rp_i, Rp_j) \stackrel{a}{\sim} \mathcal{N} \left((p_i, p_j), \frac{1}{q} [\|p_j\|^2 \|p_i\|^2 + (p_j, p_i)^2] \right). \quad (13)$$

(b) Let $\varepsilon \in (0, 1)$ and $\delta \in (0, 1)$, then for $q \geq 4 \cdot \frac{1+\varepsilon}{\varepsilon^2} \log \frac{k(k-1)}{\delta}$ we have that

$$|(Rp_j, Rp_i) - (p_j, p_i)| < \varepsilon \|p_j\| \|p_i\|$$

for $i < j$ with probability at least $1 - \delta$.

Recall that we used a random matrix $R = [R_{ij}] \in \mathbb{R}^{q \times n}$, where $(R_{ij} : i = 1, \dots, n, j = 1, \dots, d)$ are i.i.d. normal random variables with mean zero and variance $1/q$. Here, p_1, \dots, p_k will be vectors in \mathbb{R}^n who are then mapped to vectors Rp_1, \dots, Rp_k in \mathbb{R}^q . Other notation in this appendix is described in Table 3.

Proof. Item (a) is the statement of Corollary A.11. Item (b) is the statement of Theorem A.17. \square

We note that if p_i and p_j are orthogonal or (p_i, p_j) is small, then $\|p_i\| \|p_j\|$ can still be large. Hence, by only the dot product we have very little control on the size of the error in both parts (a) and (b) of Proposition A.1.

In the main part, p_i and p_j had non-negative entries, and therefore, the dot (p_i, p_j) products are always non-negative. What is the probability that (Rp_i, Rp_j) will be negative? Remarkably, we are able to provide a closed-formula solution dependent only on the cosine similarity $\frac{(p_j, p_i)}{\|p_j\| \|p_i\|} =: \cos(p_j, p_i)$ of p_j and p_i :

Table 3: Notation and symbols used in Appendix A

n	original dimension	$M_{2\dots q}$	vector with entries (M_2, \dots, M_q)
q	dimension of the projection space	$x, y, p_1 \dots p_k$	vectors in \mathbb{R}^n
R	$n \times q$ random projection matrix	(\cdot, \cdot)	dot product in \mathbb{R}^n or \mathbb{R}^q
Q	equal to or distributed as $\sqrt{q}R$	$\rho, \rho_{x,y}$	cosine similarity
M, N	std. normal random vectors in \mathbb{R}^q	\mathcal{T}_q	t -distribution with parameter q

Proposition A.2. *If $(p_j, p_i) > 0$ and $\cos(p_j, p_i) \neq 1$, then*

$$\mathbb{P}((Rp_j, Rp_i) < 0) = \mathbb{P}\left(\mathcal{T}_q > \frac{|\cos(p_j, p_i)|\sqrt{q}}{\sqrt{1 - \cos(p_j, p_i)^2}}\right),$$

where \mathcal{T}_q is the t -distribution with the parameter q .

Proof. Fact $(p_j, p_i) > 0$ implies $\cos(p_j, p_i) \neq -1$. Therefore, the claim follows from Proposition A.8. \square

Proposition A.3. (a) *For all i, j such that $p_i \neq 0$ and $p_j \neq 0$, we have:*

$$\cos(Rp_i, Rp_j) \stackrel{a}{\sim} \mathcal{N}\left(\cos(p_i, p_j), \frac{1}{q}(1 - \cos^2(p_i, p_j))^2\right). \quad (14)$$

(b) *Let $\varepsilon \in (0, 0.05]$, $\delta \in (0, 1)$ and p_1, \dots, p_k be non-zero vectors in \mathbb{R}^n . For*

$$q \geq \frac{2 \ln \left[\frac{2k(k-1)\left(1 + \frac{\varepsilon^2}{4}\right)}{\delta} \right]}{\ln \left[1 + \frac{\varepsilon^2}{2(1 + \varepsilon\sqrt{2})} \right]} \quad (15)$$

the inequality

$$|\cos(Rp_j, Rp_i) - \cos(p_j, p_i)| \leq \varepsilon(1 - \cos(p_j, p_i)^2)$$

holds for all $i < j$ with probability at least $1 - \delta$.

Proof. Item (a) is the statement of Theorem A.21. Item (b) is a modified statement of Theorem A.28. \square

Note that Proposition A.3 give us guarantees that the error between the projected value and original value is absolute. Additionally, the closer $|\cos(p_j, p_i)|$ is to 1, the smaller the error.

A.I General Results and Remarks

A.I.1 Vector Representation

For any vector x in \mathbb{R}^n we will denote $\tilde{x} := x/\|x\|$.

Note that for non-zero vectors x and y in \mathbb{R}^n , cosine similarity has the property

$$\frac{(x, y)}{\|x\|\|y\|} = (x/\|x\|, y/\|y\|) = (\tilde{x}, \tilde{y}). \quad (16)$$

Also, for any matrix $Q \in \mathbb{R}^{q \times n}$

$$\frac{(Qx, Qy)}{\|Qx\|\|Qy\|} = \frac{(Q(x/\|x\|), Q(y/\|y\|))}{\|Q(x/\|x\|)\|\|Q(y/\|y\|)\|} = \frac{(Q\tilde{x}, Q\tilde{y})}{\|Q\tilde{x}\|\|Q\tilde{y}\|} \quad (17)$$

For unit vectors \tilde{x} and \tilde{y} , we know from the Gram-Schmidt process that there exists a unique vector $r_{\tilde{x}, \tilde{y}}$ such that

$$\tilde{x} - (\tilde{x}, \tilde{y})\tilde{y} =: r_{\tilde{x}, \tilde{y}}.$$

Recall that $r_{\tilde{x}, \tilde{y}}$ is perpendicular to \tilde{y} . Hence, we have $\|r_{\tilde{x}, \tilde{y}}\| = \sqrt{1 - (\tilde{x}, \tilde{y})^2}$. Hence, we can set $\tilde{r}_{\tilde{x}, \tilde{y}} = r_{\tilde{x}, \tilde{y}} / \|r_{\tilde{x}, \tilde{y}}\|$ and we have

$$\tilde{x} = (\tilde{x}, \tilde{y})\tilde{y} + \sqrt{1 - (\tilde{x}, \tilde{y})^2}\tilde{r}_{\tilde{x}, \tilde{y}}. \quad (18)$$

Note that \tilde{y} and $\tilde{r}_{\tilde{x}, \tilde{y}}$ are unit and orthogonal vectors.

We will often use $\rho = \rho_{xy} = \frac{(x, y)}{\|x\|\|y\|}$ to denote the cosine similarity of x and y .

We can now summarize our findings.

Proposition A.4. *For any two non-zero vectors x and y in \mathbb{R}^n there exists a unique unit vector $r_{\tilde{x}, \tilde{y}}$ orthogonal to \tilde{y} such that*

$$\tilde{x} = \rho\tilde{y} + \sqrt{1 - \rho^2}r_{\tilde{x}, \tilde{y}},$$

where ρ is the cosine similarity between x and y .

A.I.2 Random Projection Properties

In this paper, Q will denote a random $q \times n$ matrix whose entries $Q_{ij} \sim \mathcal{N}(0, 1)$ are i.i.d. Random vectors consisting of i.i.d. $\mathcal{N}(0, 1)$ random variables we will call standard normal random vectors. Note, Q can be obtained by setting $Q := \sqrt{q}P$.

Lemma A.5. *Let x and y be two orthogonal unit vectors in \mathbb{R}^n , i.e. $(x, y) = 0$ and $\|x\| = \|y\| = 1$. Then Qx and Qy are two independent identically distributed standard normal random vectors of dimension q .*

Proof. We can show that $(Qx)_1, \dots, (Qx)_q, (Qy)_1, \dots, (Qy)_q$ are i.i.d and $\mathcal{N}(0, 1)$.

Note that

$$(Qx)_k = \sum_{j=1}^n Q_{kj}x_j \sim \mathcal{N}(0, \|x\|^2), \quad (19)$$

and

$$(Qy)_k = \sum_{j=1}^n Q_{kj}y_j \sim \mathcal{N}(0, \|y\|^2). \quad (20)$$

Therefore, all of these random variables have the distribution $\mathcal{N}(0, 1)$. From the definition of Q , (19) and (20) we can conclude that the sequences $(Qx)_1, (Qx)_2, \dots, (Qx)_q$ and $(Qy)_1, (Qy)_2, \dots, (Qy)_q$ are i.i.d.

Finally, let us look at the covariance between $(Qx)_k$ and $(Qy)_l$.

$$\mathbb{E}[(Qx)_k(Qy)_l] = \mathbb{E}\left[\left(\sum_{j=1}^n Q_{kj}x_j\right)\left(\sum_{j=1}^n Q_{lj}y_j\right)\right] \quad (21)$$

If $l \neq k$ then two sums under the expectation are independent and hence

$$(21) = \mathbb{E}\left[\left(\sum_{j=1}^n Q_{kj}x_j\right)\right] \mathbb{E}\left[\left(\sum_{j=1}^n Q_{lj}y_j\right)\right] = 0 \cdot 0.$$

Else, if $l = k$ then:

$$\begin{aligned} (21) &= \mathbb{E}\left[\sum_{j=1}^n Q_{kj}^2 x_j y_j + 2 \sum_{i \neq j} Q_{kj} Q_{ki} x_j y_i\right] \\ &= \sum_{j=1}^n \underbrace{\mathbb{E}[Q_{kj}^2]}_1 x_j y_j + 2 \sum_{i \neq j} \underbrace{\mathbb{E}[Q_{kj} Q_{ki}]}_0 x_j y_i \\ &= \sum_{j=1}^n x_j y_j = (x, y) = 0. \end{aligned}$$

The claim now follows. \square

Recall that $R = q^{-1/2}Q$ is a random $q \times n$ matrix whose entries $R_{ij} \sim \mathcal{N}(0, 1/q)$ are i.i.d. Note that, due to the scaling properties,

$$\frac{(Qx, Qy)}{\|Qx\|\|Qy\|} = \frac{(Rx, Ry)}{\|Rx\|\|Ry\|}. \quad (22)$$

We will state all the main results in the term of the matrix R , however Q will let us simplify some proofs.

A.II Rotation Argument and Orthogonal Representation

Let x and y be vectors in \mathbb{R}^n and $\rho = \frac{(x,y)}{\|x\|\|y\|}$. We will show the following result.

Theorem A.6. *There exist independent standard normal random vectors M, N of length q , such that*

(a) *For the dot product we have*

$$(Qx, Qy) = (\sqrt{q}Rx, \sqrt{q}Ry) = \|x\|\|y\|(\rho\|N\|^2 + M_1\|N\|\sqrt{1-\rho^2}). \quad (23)$$

(b) *For the cosine similarity*

$$\frac{(Qx, Qy)}{\|Qx\|\|Qy\|} = \frac{(Rx, Ry)}{\|Rx\|\|Ry\|} = \frac{\rho\|N\| + M_1\sqrt{1-\rho^2}}{\sqrt{(\rho\|N\| + M_1\sqrt{1-\rho^2})^2 + (1-\rho^2)\|M_{2\dots q}\|^2}}, \quad (24)$$

where M_j is the j -th component of the vector M and $M_{2\dots q} = (M_2, \dots, M_q)$.

The rotation argument is powered by the the following Lemma. Recall that $\tilde{N} = N/\|N\|$.

Lemma A.7. *Let H and N be independent standard normal random vectors of dimension q , and $U_{\tilde{N}}$ an orthogonal $q \times q$ matrix such that $U_{\tilde{N}}\tilde{N} = e_1$. Then random vectors $U_{\tilde{N}}H$ and N are independent standard normal.*

Proof. Note that for every orthogonal matrix U , vector UH is normal random with expectation 0 and identity covariance matrix. Therefore, it has the same distribution as H .

We will show that $(U_{\tilde{N}}H, N)$ has the same distribution as (H, N) . Let f_N be the density of N and since N is independent of H we have

$$\begin{aligned} \mathbb{P}(U_{\tilde{N}}H \in A, N \in B) &= \int_{z \in B} \mathbb{P}(U_{\tilde{N}}H \in A) f_N(z) dz \\ &\stackrel{U_{\tilde{N}}H \stackrel{d}{=} H}{=} \int_{z \in B} \mathbb{P}(H \in A) f_N(z) dz = \mathbb{P}(H \in A, N \in B) \end{aligned}$$

for all measurable subsets A, B of \mathbb{R}^q . □

Proof of Theorem A.6. Note that $Qx = \rho Qy + \sqrt{1-\rho^2}Q\tilde{r}_{\tilde{x}, \tilde{y}}$. Since, $(y, \tilde{r}_{\tilde{x}, \tilde{y}}) = 0$, by Lemma A.5 we know that $H = R\tilde{r}_{\tilde{x}, \tilde{y}}$ and $N = Ry$ are independent standard normal random variables. Hence, we have

$$\frac{(Qx, Qy)}{\|Qx\|\|Qy\|} = \frac{(\rho N + \sqrt{1-\rho^2}H, N)}{\|\rho N + \sqrt{1-\rho^2}H\|\|N\|} = \frac{(\rho N + \sqrt{1-\rho^2}H, \tilde{N})}{\|\rho N + \sqrt{1-\rho^2}H\|}. \quad (25)$$

We now pick the orthogonal $q \times q$ matrix $U_{\tilde{N}}$ for which $U_{\tilde{N}}\tilde{N} = e_1$. Applying the $U_{\tilde{N}}$ -transformation to all arguments in (25) we get

$$\frac{(Qx, Qy)}{\|Qx\|\|Qy\|} = \frac{(U_{\tilde{N}}(\rho\|N\|\tilde{N} + \sqrt{1-\rho^2}H), U_{\tilde{N}}(\tilde{N}))}{\|U_{\tilde{N}}(\rho\|N\|\tilde{N} + \sqrt{1-\rho^2}H)\|} = \frac{(\rho\|N\|e_1 + \sqrt{1-\rho^2}U_{\tilde{N}}H, e_1)}{\|\rho\|N\|e_1 + \sqrt{1-\rho^2}U_{\tilde{N}}H\|}.$$

Setting $M := U_{\tilde{N}}H$. By Lemma A.7, M remains standard normal random vector independent of N .

We can apply the same arguments to the dot product:

$$\begin{aligned}
(Qx, Qy) &= (\rho N + \sqrt{1 - \rho^2} H, N) = \|N\|(\rho N + \sqrt{1 - \rho^2} H, \tilde{N}) \\
&= \|N\|(U_{\tilde{N}}(\rho\|N\|\tilde{N} + \sqrt{1 - \rho^2}H), U_{\tilde{N}}(\tilde{N})) = \|N\|(\rho\|N\|e_1 + \sqrt{1 - \rho^2}U_{\tilde{N}}H, e_1) \\
&= \rho\|N\|^2 + \sqrt{1 - \rho^2}(U_{\tilde{N}}H, e_1)\|N\| = \rho\|N\|^2 + \sqrt{1 - \rho^2}M_1\|N\|.
\end{aligned}$$

□

A.III Asymptotic and Finite-sample Results for the Dot product

In this section we analyze how the dot product changes under random projection. Some of the results here are well known, but for completeness and to demonstrate the power of the representation in Theorem A.6, we will prove them.

A.III.1 Probability of sign change

One of the practical questions when doing the random projections is will the dot product or cosine similarity change the sign. In practical settings vectors x and y can have all non-negative components and as such their dot product is also non-negative. Can the projection change that? The representation for the dot product gives us an exact answer to that question.

Proposition A.8. (a) If $(x, y) = 0$ and $\|x\|\|y\| \neq 0$ then $\mathbb{P}((Rx, Ry) < 0) = \mathbb{P}((Rx, Ry) > 0) = \frac{1}{2}$.

(b) If $(x, y) \neq 0$ and $|\rho| \neq 1$ then

$$\mathbb{P}\left(\frac{(Rx, Ry)}{(x, y)} < 0\right) = \mathbb{P}\left(\mathcal{T}_q > \frac{|\rho|\sqrt{q}}{\sqrt{1 - \rho^2}}\right),$$

where \mathcal{T}_q is the t -distribution with the parameter q .

Proof. In the case (a) $\rho = 0$ and the claim follows from the (23), since the sign depends on the sign of M_1 which can be positive or negative with probability $\frac{1}{2}$. In (b) we can assume $(x, y) > 0$ and therefore $\rho > 0$. Hence,

$$\begin{aligned}
\mathbb{P}\left(\frac{(Rx, Ry)}{(x, y)} < 0\right) &= \mathbb{P}((Rx, Ry) < 0) = \mathbb{P}\left((q^{-1/2}Qx, q^{-1/2}Qy) < 0\right) \\
&= \mathbb{P}((Qx, Qy) < 0) = \mathbb{P}\left(\rho\|N\|^2 + M_1\|N\|\sqrt{1 - \rho^2} < 0\right) \\
&= \mathbb{P}\left(\frac{M_1}{\|N\|} < -\frac{\rho}{\sqrt{1 - \rho^2}}\right) = \mathbb{P}\left(\frac{M_1}{\sqrt{\|N\|^2/q}} < -\frac{\rho\sqrt{q}}{\sqrt{1 - \rho^2}}\right).
\end{aligned}$$

Since $\mathcal{T}_q := \frac{M_1}{\sqrt{\|N\|^2/q}} \sim t(q)$ the claim follows from the fact that $t(q)$ is symmetric random variable for the last expression we have

$$= \mathbb{P}\left(\mathcal{T}_q < -\frac{\rho\sqrt{q}}{\sqrt{1 - \rho^2}}\right) = \mathbb{P}\left(\mathcal{T}_q > \frac{\rho\sqrt{q}}{\sqrt{1 - \rho^2}}\right).$$

□

As we can see from the graph on Figure 2 the probability of changing a sign is the highest - $\frac{1}{2}$ for $\rho = 0$ and and quickly becomes really low. From [28, Corollary 3.2.2.] we know that the $\mathbb{P}\left(\frac{(Rx, Ry)}{(x, y)} < 0\right) \leq \exp(-q\rho^2/8)$ and the result here gives the exact value of the probability.

This results tells us that the probability of the dot product sign change under random projection is a function of ρ , which in practice we don't know. If we wanted to calculate a probability of a cosine similarity or dot product changing signs in case of a large number of vectors it would be hard to do so. However we can still conclude that if ρ is close to zero we can expect the sign to change, while if it is reasonably far from 0 it is unlikely that the sign will change.

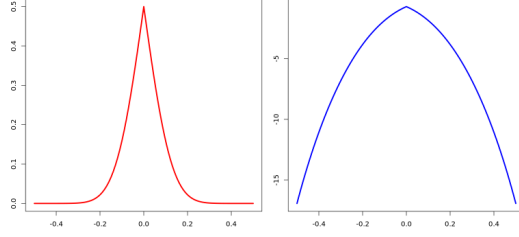


Figure 2: Graphs of functions $\rho \mapsto \mathbb{P}\left(\mathcal{T}_q > \frac{|\rho|\sqrt{q}}{\sqrt{1-\rho^2}}\right)$ and $\rho \mapsto \log \mathbb{P}\left(\mathcal{T}_q > \frac{|\rho|\sqrt{q}}{\sqrt{1-\rho^2}}\right)$ for $q = 100$ on the interval $[-0.5, 0.5]$.

A.III.2 Central Limit Theorem

The representation given in (23) has many consequences. For example, we can simply calculate the expectation and the variance of the dot product.

Proposition A.9. We have $\mathbb{E}\left[\frac{(Rx, Ry)}{\|x\|\|y\|}\right] = \rho$ and $\text{Var}\left[\frac{(Rx, Ry)}{\|x\|\|y\|}\right] = \frac{1+\rho^2}{q}$.

Proof. Recall that $\mathbb{E}[M_1] = 1$ and $\mathbb{E}[M_1^2] = 1$; $\mathbb{E}[\|N\|^2] = q$ and $\mathbb{E}[\|N\|^4] = q(q+2)$. Using (23) we have

$$\begin{aligned}\mathbb{E}\left[\frac{(Rx, Ry)}{\|x\|\|y\|}\right] &= q^{-1}(\rho\mathbb{E}[\|N\|^2] + \mathbb{E}[\|N\|]\mathbb{E}[M_1]\sqrt{1-\rho^2}) \\ &= q^{-1}\rho q + \mathbb{E}[\|N\|] \cdot 0 \cdot \sqrt{1-\rho^2} = \rho,\end{aligned}$$

and

$$\begin{aligned}\mathbb{E}\left[\left(\frac{(Rx, Ry)}{\|x\|\|y\|}\right)^2\right] &= q^{-2}\rho^2\mathbb{E}[\|N\|^4] + 2q^{-2}\mathbb{E}[\|N\|^3]\mathbb{E}[M_1]\rho\sqrt{1-\rho^2} + q^{-2}\mathbb{E}[\|N\|^2]\mathbb{E}[M_1^2](1-\rho^2) \\ &= q^{-2}\rho^2q(q+2) + 0 + q^{-2} \cdot q \cdot 1 \cdot (1-\rho^2) = \rho^2 + \frac{1+\rho^2}{q}.\end{aligned}$$

Now, since $\text{Var}\left[\frac{(Rx, Ry)}{\|x\|\|y\|}\right] = \mathbb{E}\left[\left(\frac{(Rx, Ry)}{\|x\|\|y\|}\right)^2\right] - \left(\mathbb{E}\left[\frac{(Rx, Ry)}{\|x\|\|y\|}\right]\right)^2$, the claim follows. \square

We can also get the following asymptotic result relatively easy.

Theorem A.10. We have

$$\sqrt{q}\left[\frac{(Rx, Ry)}{\|x\|\|y\|} - \rho\right] \xrightarrow{d} \mathcal{N}(0, 1 + \rho^2),$$

as $q \rightarrow \infty$.

Proof. Form the Central Limit Theorem we have $\frac{\|N\|^2 - q}{\sqrt{q}} = q^{-1/2} \sum_{j=1}^q (N_j^2 - 1) \xrightarrow{d} \mathcal{N}(0, 2)$ and by the Law of Large Numbers we have $\frac{1}{\sqrt{q}}\|N\| = \sqrt{\frac{N_1^2 + \dots + N_q^2}{q}} \rightarrow 1$ almost surely. Since M_1 is independent, we have

$$\begin{aligned}\sqrt{q}\left[\frac{(Rx, Ry)}{\|x\|\|y\|} - \rho\right] &= \left[\rho \cdot \frac{\|N\|^2 - q}{\sqrt{q}} + M_1 \frac{\|N\|}{\sqrt{q}} \sqrt{1-\rho^2}\right] \\ &\xrightarrow{d} \hat{\mathcal{N}}(0, 2\rho^2) + \mathcal{N}(0, 1 - \rho^2) \stackrel{d}{=} \mathcal{N}(0, 1 + \rho^2).\end{aligned}$$

\square

We can write the last result in the following form, which we stated in part (a) of Proposition A.1.

Corollary A.11. *We have*

$$\sqrt{q}[(Rx, Ry) - (x, y)] \xrightarrow{d} \mathcal{N}(0, \|x\|^2\|y\|^2 + (x, y)^2),$$

as $q \rightarrow \infty$.

Although, (Rx, Ry) is an unbiased and asymptotically normal estimator for (x, y) , the control of the standard deviation can be a problem. (x, y) could be small compared to the value of $\sigma = \sqrt{\frac{\|x\|^2\|y\|^2 + (x, y)^2}{q}}$. Let $x = (1, 0, 1, 0, \dots)$ and $y = (0, 1, 0, 1, \dots)$, then $(x, y) = 0$ and $\sigma = \frac{n}{2\sqrt{q}}$. However, since $q \ll n$ the random projection might be nowhere near the value of (x, y) . Simulation in Figure 3 illustrates this issue.

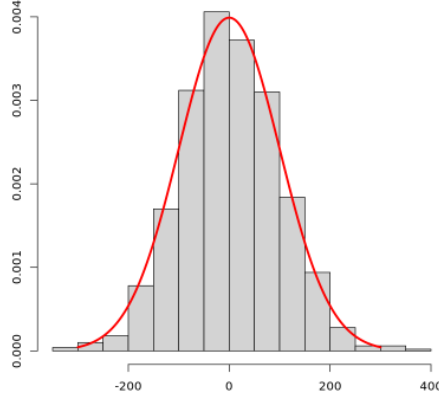


Figure 3: Simulated dot product $(R\tilde{x}, R\tilde{y})$ for $x = (1, 0, 1, 0, \dots)$ and $y = (0, 1, 0, 1, \dots)$ for $n = 2000$ and $q = 100$.

A.III.3 Concentration Results

So far we have shown that $\frac{(Rx, Ry)}{\|x\|\|y\|}$ is an unbiased and asymptotically normal estimator for ρ . However when we have many vectors and we want to be sure that all of their similarities get randomly projected to approximate values we will need to use concentration results.

First, using (23) we calculate the Laplace transform.

Proposition A.12. *We have*

$$\mathbb{E}[\exp(\lambda(Q\tilde{x}, Q\tilde{y}))] = [(1 - \lambda(1 + \rho))(1 - \lambda(\rho - 1))]^{-q/2} \quad (26)$$

for $\lambda \in (-(1 - \rho)^{-1}, (1 + \rho)^{-1})$

Proof. Recall that $\mathbb{E}(e^{\lambda M_1}) = e^{\lambda^2/2}$ for all $\lambda \in \mathbb{R}$ and $\mathbb{E}(e^{\lambda \|N\|^2}) = (1 - 2\lambda)^{-q/2}$ for $\lambda < 1/2$. By applying the Laplace transform first to M_1 and then to $\|N\|^2$ we get

$$\begin{aligned} \mathbb{E}[\exp(\lambda(Q\tilde{x}, Q\tilde{y}))] &= \mathbb{E} \left[e^{\lambda \rho \|N\|^2} \mathbb{E} \left[e^{\lambda \|N\| \sqrt{1 - \rho^2} M_1} \|N\| \right] \right] \\ &= \mathbb{E} \left[e^{\lambda \rho \|N\|^2} e^{\lambda^2 \|N\|^2 (1 - \rho^2)/2} \right] = \mathbb{E} \left[e^{(\lambda \rho + \lambda^2 (1 - \rho^2)/2) \|N\|^2} \right] \\ &= (1 - (2\lambda \rho + \lambda^2 (1 - \rho^2)))^{-q/2} = [(1 - \lambda(1 + \rho))(1 - \lambda(\rho - 1))]^{-q/2} \end{aligned}$$

□

We will now use the the Laplace Transform to obtain Chernhov bounds. The following Lemma will be a useful estimate.

Lemma A.13. For $\lambda \in (0, (1 + \rho)^{-1})$ we have

$$\log \mathbb{E}[\exp(\lambda[(Q\tilde{x}, Q\tilde{y}) - q\rho])] \leq \frac{\lambda^2 q(1 + \rho^2)}{2(1 - \lambda(1 + \rho))}, \quad (27)$$

and $\lambda \in (0, (1 - \rho)^{-1})$

$$\log \mathbb{E}[\exp(-\lambda[(Q\tilde{x}, Q\tilde{y}) - q\rho])] \leq \frac{\lambda^2 q(1 + \rho^2)}{2(1 - \lambda(1 - \rho))}. \quad (28)$$

Proof. In case $\rho = 1$ or $\rho = -1$ expression in (26) will simplify and we will be able to use Proposition A.35 on X and $-X$ respectively.

One can show that for $s \in (0, 1)$ we have (see Lemma A.38 (a)):

$$(-\log(1 - s) - s) \leq \frac{s^2}{2(1 - s)}, \quad (29)$$

and for $s < 0$ (see Lemma A.38 (a)):

$$(-\log(1 - s) - s) \leq \frac{s^2}{2}. \quad (30)$$

We will prove (27), (28) is shown in the same way.

$$\begin{aligned} & \log \mathbb{E}[\exp(\lambda(Q\tilde{x}, Q\tilde{y}) - q\rho)] \\ &= -\lambda q\rho - \frac{q}{2} \log(1 - \lambda(1 + \rho)) - \frac{q}{2} \log(1 - \lambda(\rho - 1)) \\ &= \frac{q}{2} [-\log(1 - \lambda(1 + \rho)) - \lambda(1 + \rho)] + \frac{q}{2} [-\log(1 - \lambda(\rho - 1)) - \lambda(\rho - 1)] \\ &\stackrel{(29),(30)}{\leq} \frac{q}{2} \left[\frac{(\lambda(1 + \rho))^2}{2(1 - \lambda(1 + \rho))} + \frac{(\lambda(\rho - 1))^2}{2} \right] \\ &\leq \frac{q}{2} \left[\frac{(\lambda(1 + \rho))^2}{2(1 - \lambda(1 + \rho))} + \frac{(\lambda(\rho - 1))^2}{2(1 - \lambda(1 + \rho))} \right] \\ &= \frac{q}{2} \left[\frac{(\lambda(1 + \rho))^2 + (\lambda(\rho - 1))^2}{2(1 - \lambda(1 + \rho))} \right] = \frac{\lambda^2 q(1 + \rho^2)}{2(1 - \lambda(1 + \rho))} \end{aligned}$$

This proves (27), the equation (28) can be proved in the same way. \square

Theorem A.14. For $t \geq 0$ we have

$$\mathbb{P}((Q\tilde{x}, Q\tilde{y}) - q\rho > t) \leq \exp\left(\frac{-t^2}{2q(1 + \rho^2) + 2(1 + \rho)t}\right), \quad (31)$$

and

$$\mathbb{P}((Q\tilde{x}, Q\tilde{y}) - q\rho < -t) \leq \exp\left(\frac{-t^2}{2q(1 + \rho^2) + 2(1 - \rho)t}\right). \quad (32)$$

Proof. Note that $\mathbb{E}[(Q\tilde{x}, Q\tilde{y})] = q\rho$.

Since (27) holds we can use Theorem A.33 by setting $X = (Q\tilde{x}, Q\tilde{y})$ to obtain (31).

Since (28) holds we can use Theorem A.33 by setting by setting $X = -(Q\tilde{x}, Q\tilde{y})$ to obtain (32). \square

Proposition A.15. For any function $f : [-1, 1] \rightarrow [0, \infty)$ we have:

$$\mathbb{P}((Q\tilde{x}, Q\tilde{y}) - q\rho > q\varepsilon f(\rho)) \leq \exp\left(\frac{-qf(\rho)^2}{2(1 + \rho^2)} \left[\varepsilon^2 - \varepsilon^3 \frac{1 + \rho}{1 + \rho^2} f(\rho)\right]\right) \quad (33)$$

$$\mathbb{P}((Q\tilde{x}, Q\tilde{y}) - q\rho < -q\varepsilon f(\rho)) \leq \exp\left(\frac{-qf(\rho)^2}{2(1 + \rho^2)} \left[\varepsilon^2 - \varepsilon^3 \frac{1 - \rho}{1 + \rho^2} f(\rho)\right]\right) \quad (34)$$

Remark A.16. Note that for $\rho = 1$ and $f(\rho) = \varepsilon$ we get the usual bounds for $\chi^2(q)$ used to prove Johnson-Lindenstrauss Lemma as given, for example in, in [1, Lemma 1.3.] and [36].

A.III.4 Johnson-Lindenstrauss-type Result

Theorem A.17. Let p_1, \dots, p_k be a finite set of vectors in \mathbb{R}^n and let $\varepsilon \in (0, 1)$ and $\delta \in (0, 1)$, then for $q \geq 4 \cdot \frac{1+\varepsilon}{\varepsilon^2} \log \frac{k(k-1)}{\delta}$

$$\left| \frac{(Rp_j, Rp_i)}{\|p_j\| \|p_i\|} - \frac{(p_j, p_i)}{\|p_j\| \|p_i\|} \right| < \varepsilon$$

for $i < j$ with probability at least $1 - \delta$.

We have $\binom{k}{2}$ cosine similarities in the statement above and in practice we will have no way of estimating² them. To prove this result we need a probability estimate that doesn't depend on the value of the cosine similarity. The following Proposition will help us in that by simplifying the statement of Theorem A.14.

Proposition A.18. For $\varepsilon > 0$ we have

$$\mathbb{P} \left(\frac{(Rx, Ry)}{\|x\| \|y\|} - \rho > \varepsilon \right) \leq \exp \left(\frac{-q\varepsilon^2}{4(1+\varepsilon)} \right), \quad (35)$$

and

$$\mathbb{P} \left(\frac{(Rx, Ry)}{\|x\| \|y\|} - \rho < -\varepsilon \right) \leq \exp \left(\frac{-q\varepsilon^2}{4(1+\varepsilon)} \right). \quad (36)$$

Proof. By setting $t = q\varepsilon$ in (31) we get

$$\mathbb{P} \left(\frac{(Rx, Ry)}{\|x\| \|y\|} - \rho > \varepsilon \right) \leq \exp \left(\frac{-q\varepsilon^2}{2(1+\rho^2) + 2(1+\rho)\varepsilon} \right),$$

Using the fact that $|\rho| \leq 1$ we get

$$\frac{-q\varepsilon^2}{2(1+\rho^2) + 2(1+\rho)\varepsilon} \leq \frac{-q\varepsilon^2}{4(1+\varepsilon)}.$$

This proves (35). Bound in (36) can be shown in a same way. \square

Proof of Theorem A.17. Define sets

$$\begin{aligned} A_{ij} &= \left(\left| \frac{(Rp_j, Rp_i)}{\|p_j\| \|p_i\|} - \frac{(p_j, p_i)}{\|p_j\| \|p_i\|} \right| < \varepsilon \right) \\ A_{ij}^{c+} &= \left(\frac{(Rp_j, Rp_i)}{\|p_j\| \|p_i\|} - \frac{(p_j, p_i)}{\|p_j\| \|p_i\|} > \varepsilon \right) \\ A_{ij}^{c-} &= \left(\frac{(Rp_j, Rp_i)}{\|p_j\| \|p_i\|} - \frac{(p_j, p_i)}{\|p_j\| \|p_i\|} < -\varepsilon \right) \end{aligned}$$

Note that $A_{ij}^c = A_{ij}^{c+} \cup A_{ij}^{c-}$. Using the union bound technique we get

$$P \left(\bigcap_{i < j} A_{ij} \right) = 1 - P \left(\bigcup_{i < j} A_{ij}^c \right) = 1 - P \left(\bigcup_{i < j} A_{ij}^{c+} \cup A_{ij}^{c-} \right) \geq 1 - \sum_{i < j} [\mathbb{P}(A_{ij}^{c+}) + \mathbb{P}(A_{ij}^{c-})].$$

From Proposition A.18 and bound on q we have that

$$\begin{aligned} \sum_{i < j} [\mathbb{P}(A_{ij}^{c+}) + \mathbb{P}(A_{ij}^{c-})] &\leq k(k-1) \exp \left(-q \frac{\varepsilon^2}{4(1+\varepsilon)} \right) \\ &\leq k(k-1) \exp \left(-4 \cdot \frac{1+\varepsilon}{\varepsilon^2} \log \frac{k(k-1)}{\delta} \cdot \frac{\varepsilon^2}{4(1+\varepsilon)} \right) = \delta. \end{aligned}$$

\square

²One exception is the case when x_1, \dots, x_k are all in $[0, \infty)^n$, i.e. have nonnegative coordinates. In that case we know cosine similarities will be in interval $[0, 1]$.

A.III.5 Comparison with Known Results

Regarding known estimates for the dot product, Theorem 2.1. from [28] provides the following bounds for $\varepsilon \in (0, 1)$:

$$\mathbb{P}\left(\frac{(Rx, Ry)}{\|x\|\|y\|} - \rho > \varepsilon\right) \leq e^{-\frac{q\varepsilon^2}{8}}, \quad \text{and} \quad \mathbb{P}\left(\frac{(Rx, Ry)}{\|x\|\|y\|} - \rho < -\varepsilon\right) \leq e^{-\frac{q\varepsilon^2}{8}}.$$

This is a simple consequence of Proposition A.18.

Equation (4) in [37] and Lemma 5.7. in [1] provide the following estimate:

$$\mathbb{P}\left(\left|\frac{(Rx, Ry)}{\|x\|\|y\|} - \rho\right| \leq \varepsilon\right) \geq 1 - 4e^{-\frac{q(\varepsilon^2 - \varepsilon^3)}{4}}.$$

Since $\varepsilon^2 - \varepsilon^3 \leq \frac{\varepsilon^2}{1+\varepsilon}$, again, from Proposition A.18 we can get a better estimate

$$\mathbb{P}\left(\left|\frac{(Rx, Ry)}{\|x\|\|y\|} - \rho\right| \leq \varepsilon\right) \geq 1 - 2e^{-\frac{q\varepsilon^2}{4(1+\varepsilon)}}.$$

A.IV Asymptotic and Finite-sample Results for Cosine Similarity

In this section, we will examine the behavior of cosine similarity under random projection. We will begin by examining some special cases and then develop a general approach.

A.IV.1 The case of $\rho = \pm 1$

Recall that in the case of $\rho = \pm 1$, i.e.

$$\frac{(x, y)}{\|x\|\|y\|} = \pm 1$$

there exists $\alpha > 0$ such that $x = \pm\alpha y$. This is a known consequence of the Cauchy-Schwarz inequality.

In this case we have

$$\frac{(Rx, Ry)}{\|Rx\|\|Ry\|} = \frac{(R(\pm\alpha y), Ry)}{\|R(\pm\alpha y)\|\|Ry\|} = \frac{\pm\alpha(Ry, Ry)}{\alpha\|Ry\|\|Ry\|} = \pm \frac{\|Ry\|^2}{\|Ry\|^2} = \pm 1 = \rho. \quad (37)$$

It turns out that this is preserved under random projections.

Proposition A.19. *If $\frac{(Rx, Ry)}{\|Rx\|\|Ry\|} = \pm 1$ then there exists $\alpha > 0$ such that $x = \pm\alpha y$ (almost surely).*

Proof. Since the cosine similarity of Rx and Ry is ± 1 , then there is an $\alpha > 0$ such that $Rx = \pm\alpha Ry$. Hence, $w = R(x \mp \alpha y) = 0$. Let us assume $x \mp \alpha y \neq 0$ then $R(x \mp \alpha y)$ is q -dimensional vector with entries distributed as $\mathcal{N}(0, \|x \mp \alpha y\|^2/q)$. The probability of which being a zero vector is 0. Hence, we have $x = \pm\alpha y$ almost surely. \square

Hence, the cosine similarity of ± 1 will be preserved under random projection Q .

Corollary A.20. *If $\frac{(Rx, Ry)}{\|Rx\|\|Ry\|} = \pm 1$ almost surely if and only if $\frac{(x, y)}{\|x\|\|y\|} = \pm 1$.*

Proof. $\frac{(Rx, Ry)}{\|Rx\|\|Ry\|} = \pm 1$, by Proposition A.19, holds if and only if $x = \pm\alpha y$ for some $\alpha > 0$, and, Cauchy-Schwarz inequality, this holds if and only if $\frac{(x, y)}{\|x\|\|y\|} = \pm 1$. \square

A.IV.2 Central Limit Theorem

In this section we will show that the value of $\frac{(Rx, Ry)}{\|Rx\|\|Ry\|}$ is approximately normally distributed around ρ with a variance $\frac{(1-\rho^2)^2}{q}$.

Theorem A.21. *For non-zero vectors x and y in \mathbb{R}^n we have*

$$\sqrt{q} \left[\frac{(Rx, Ry)}{\|Rx\|\|Ry\|} - \frac{(x, y)}{\|x\|\|y\|} \right] \xrightarrow{d} \mathcal{N} \left(0, \left[1 - \left(\frac{(x, y)}{\|x\|\|y\|} \right)^2 \right]^2 \right), \quad (38)$$

as $q \rightarrow \infty$.

Theorem A.21 can be proven using the delta-method technique. We will use the representation given in Theorem A.6 to prove it.

Lemma A.22. *Define $T_q = \rho\|N\| + M_1\sqrt{1-\rho^2}$ and $B_q = \|M_{2\dots q}\|$, then from (24) we have:*

$$\frac{(Rx, Ry)}{\|Rx\|\|Ry\|} - \rho = (1-\rho^2) \cdot \frac{(T_q)^2 - \rho^2 B_q^2}{\sqrt{(T_q)^2 + (1-\rho^2)B_q^2}} \cdot \frac{1}{T_q + \rho\sqrt{(T_q)^2 + (1-\rho^2)B_q^2}} \quad (39)$$

Proof. We have:

$$\begin{aligned} \frac{(Rx, Ry)}{\|Rx\|\|Ry\|} - \rho &= \frac{T_q}{\sqrt{(T_q)^2 + (1-\rho^2)B_q^2}} - \rho = \frac{T_q - \rho\sqrt{(T_q)^2 + (1-\rho^2)B_q^2}}{\sqrt{(T_q)^2 + (1-\rho^2)B_q^2}} \\ &= \frac{T_q - \rho\sqrt{(T_q)^2 + (1-\rho^2)B_q^2}}{\sqrt{(T_q)^2 + (1-\rho^2)B_q^2}} \cdot \frac{T_q + \rho\sqrt{(T_q)^2 + (1-\rho^2)B_q^2}}{T_q + \rho\sqrt{(T_q)^2 + (1-\rho^2)B_q^2}} \\ &= \frac{(1-\rho^2)(T_q)^2 - \rho^2(1-\rho^2)B_q^2}{\sqrt{(T_q)^2 + (1-\rho^2)B_q^2}} \cdot \frac{1}{T_q + \rho\sqrt{(T_q)^2 + (1-\rho^2)B_q^2}}. \end{aligned}$$

□

Proof of Theorem A.21. We will use notation and results from Lemma A.22. From the Law of Large Numbers, we have

$$\frac{T_q}{\sqrt{q}} = \rho\sqrt{\frac{1}{q} \sum_{j=1}^q N_j^2} + q^{-1/2} M_1 \sqrt{1-\rho^2} \rightarrow \rho \cdot 1 + 0 \cdot \sqrt{1-\rho^2} = \rho \quad (40)$$

almost surely, as $q \rightarrow \infty$. Using the same arguments, we have $\frac{B_q}{\sqrt{q}} \rightarrow 1$ almost surely. Hence,

$$\begin{aligned} q^{-1/2} \sqrt{(T_q)^2 + (1-\rho^2)B_q^2} &= \sqrt{\left(\frac{T_q}{\sqrt{q}} \right)^2 + (1-\rho^2) \left(\frac{B_q}{\sqrt{q}} \right)^2} \\ &\rightarrow \sqrt{\rho^2 + (1-\rho^2) \cdot 1^2} = 1 \end{aligned} \quad (41)$$

almost surely as $q \rightarrow \infty$. (40) and (41) now imply

$$q^{-1/2} (T_q + \rho\sqrt{(T_q)^2 + (1-\rho^2)B_q^2}) \rightarrow \rho + \rho = 2\rho. \quad (42)$$

Using the Central Limit Theorem, we get

$$\frac{B_q^2 - q}{\sqrt{q}} = \frac{1}{\sqrt{q}} \sum_{j=2}^q (M_j^2 - 1) - \frac{1}{\sqrt{q}} \xrightarrow{d} \mathcal{N}(0, 2),$$

$$\begin{aligned} \frac{T_q^2 - q\rho^2}{\sqrt{q}} &= \rho^2 \frac{\|N\|^2 - q}{\sqrt{q}} + 2\rho\sqrt{1-\rho^2} \frac{\|N\|}{\sqrt{q}} M_1 + (1-\rho^2) \frac{M_1^2}{\sqrt{q}} \\ &\stackrel{d}{\rightarrow} \rho^2 \mathcal{N}(0, 2) + 2\rho\sqrt{1-\rho^2} \mathcal{N}(0, 1) + 0 = \mathcal{N}(0, 4\rho^2 - 2\rho^4). \end{aligned}$$

Now, we have

$$\begin{aligned} &\sqrt{q} \left[\frac{(Rx, Ry)}{\|Rx\| \|Ry\|} - \rho \right] \\ &= \frac{\frac{T_q^2 - q\rho^2}{\sqrt{q}} - \rho^2 \frac{B_q^2 - q}{\sqrt{q}}}{q^{-1/2} \sqrt{(T_q)^2 + (1-\rho^2)B_q^2}} \cdot \frac{(1-\rho^2)}{q^{-1/2} (T_q + \rho \sqrt{(T_q)^2 + (1-\rho^2)B_q^2})} \\ &= \frac{\mathcal{N}(0, 4\rho^2 - 2\rho^4) - \rho^2 \mathcal{N}(0, 2)}{1} \cdot \frac{1-\rho^2}{2\rho} = (1-\rho^2) \frac{\mathcal{N}(0, 4\rho^2 - 2\rho^4) + \mathcal{N}(0, 2\rho^4)}{2\rho} \\ &= (1-\rho^2) \frac{\mathcal{N}(0, 4\rho^2)}{2\rho} = (1-\rho^2) \mathcal{N}(0, 1) = \mathcal{N}(0, (1-\rho^2)^2). \end{aligned}$$

□

For practical purposes, we interpret the result as given in (14) - that for *large* q we have the normal distribution with small variance. Hence, it is likely that the cosine similarity of randomly projected vectors will be close to the one we would get without the random projection.

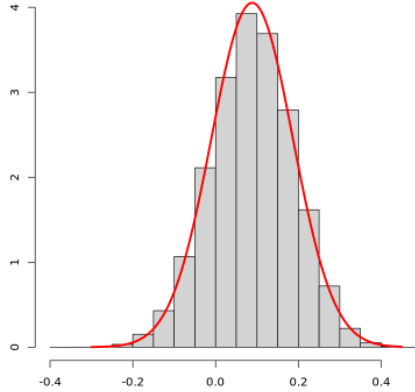


Figure 4: Simulated random projection for $n = q = 100$, where $(x, y)/\|x\|/\|y\| = \rho = 0.154$

From simulations, see Figure 4, even for $q = 100$ we have *approximately* normal behavior, but the variance is large and the value might not be close to the original similarity. The result of Theorem A.21 will be more useful for larger values of q .

The same result holds for the empirical correlation coefficient in linear regression and in this case it is known that this is not a practical result (see [38, Example 3.6.]). However, we are in a different setting here and the numerical simulations suggest that this result is stable and can be used in practice even for moderately large values of q . For example, for values of $q \geq 6400$ the error will be ± 0.05 with the estimated probability of at least 0.95. Concentration results to follow will further confirm this.

A.IV.3 Concentration Result

Theorem A.21 guarantees that for large q the cosine similarity random projection will be almost preserved with high probability for any pair of vectors in \mathbb{R}^n . However, this approach is not feasible to analyze the behavior of all pairs of vectors in a given set y_1, \dots, y_k , as the computation becomes intractable and hard even for small values of k . If we want to get some guarantees that the similarity of all pairs of vectors is preserved within a small error with high probability under random projection, we need to use concentration inequalities.

The following theorem is the main result of this subsection.

Theorem A.23. Let x and y be non-zero vectors in \mathbb{R}^n and $\varepsilon \in (0, 0.055)$, then

$$\mathbb{P}\left(\left|\frac{(Rx, Ry)}{\|Rx\|\|Ry\|} - \rho\right| \geq \varepsilon(1 - \rho^2)\right) \leq (4 + \varepsilon^2) \left[1 + \frac{\varepsilon^2}{2(1 + \varepsilon\sqrt{2})}\right]^{-\frac{q}{2}}$$

Recall the representation from Theorem A.6: For a given random R , for any vectors x and y in \mathbb{R}^n there exist standard q -dimensional Gaussian vectors $N = N^{x,y}$ and $M = M^{x,y}$ such that

$$\frac{(Rx, Ry)}{\|Rx\|\|Ry\|} = \frac{\rho\|N\| + M_1\sqrt{1 - \rho^2}}{\sqrt{(\rho\|N\| + M_1\sqrt{1 - \rho^2})^2 + (1 - \rho^2)\|M_{2\dots q}\|^2}}.$$

Bounds on tails

We will first determine some tail bounds. We start with the following lemma.

Lemma A.24. We have

$$\mathbb{P}\left(\frac{M_1}{\|M_{2\dots q}\|} > \varepsilon\right) = \mathbb{P}\left(\frac{M_1}{\|M_{2\dots q}\|} < -\varepsilon\right) \leq \frac{1}{(1 + \varepsilon^2)^{\frac{q-1}{2}}}$$

Proof. Note that $M_1 \sim \mathcal{N}(0, 1)$ and $\|M_{2\dots q}\|^2 \sim \chi^2(q - 1)$ are independent. The equality $\mathbb{P}\left(\frac{M_1}{\|M_{2\dots q}\|} > \varepsilon\right) = \mathbb{P}\left(\frac{M_1}{\|M_{2\dots q}\|} < -\varepsilon\right)$ follows from the fact that both M_1 and $-M_1$ have the same distribution. Further, by Markov's inequality we get

$$\begin{aligned} \mathbb{P}\left(\frac{M_1}{\|M_{2\dots q}\|} > \varepsilon\right) &= \mathbb{E}[\mathbb{P}(M_1 > \varepsilon\|M_{2\dots q}\| \mid \|M_{2\dots q}\|)] \\ &\leq \mathbb{E}[\exp(-\varepsilon^2\|M_{2\dots q}\|^2/2)] = \frac{1}{(1 + \varepsilon^2)^{\frac{q-1}{2}}}. \end{aligned}$$

The last equality follows from the fact that $\|M_{2\dots q}\|^2$ has the $\chi^2(q - 1)$ distribution and the Laplace transform for this distribution. \square

Lemma A.25. For $\varepsilon > 0$ we have:

$$\mathbb{P}\left(\frac{\|N\|}{\|M_{2\dots q}\|} > \sqrt{1 + \varepsilon}\right) \leq \sqrt{1 + \frac{\varepsilon}{2}} \left[1 + \frac{\varepsilon^2}{4(1 + \varepsilon)}\right]^{-\frac{q}{2}} \quad (43)$$

$$\mathbb{P}\left(\frac{\|N\|}{\|M_{2\dots q}\|} < \sqrt{1 - \varepsilon}\right) \leq \sqrt{1 - \frac{\varepsilon}{2}} \left[1 + \frac{\varepsilon^2}{4(1 - \varepsilon)}\right]^{-\frac{q}{2}} \quad (44)$$

Proof. Using Markov inequality, we have for all $\lambda \in (0, 1/2)$:

$$\begin{aligned} \mathbb{P}\left(\frac{\|N\|^2}{\|M_{2\dots q}\|^2} > 1 + \varepsilon\right) &= \mathbb{P}(\lambda\|N\|^2 > \lambda(1 + \varepsilon)\|M_{2\dots q}\|^2) \\ &= \mathbb{P}(\lambda\|N\|^2 - \lambda(1 + \varepsilon)\|M_{2\dots q}\|^2 > 0) = \mathbb{P}(\exp[\lambda\|N\|^2 - \lambda(1 + \varepsilon)\|M_{2\dots q}\|^2] > 1) \\ &\leq \mathbb{E}[e^{\lambda\|N\|^2 - \lambda(1 + \varepsilon)\|M_{2\dots q}\|^2}] \leq \frac{1}{(1 - 2\lambda)^{\frac{q}{2}}} \cdot \frac{1}{(1 + 2(1 + \varepsilon)\lambda)^{\frac{q-1}{2}}}. \end{aligned}$$

Note that,

$$\begin{aligned} &(1 - 2\lambda)(1 + 2(1 + \varepsilon)\lambda) \\ &= 1 + 2\varepsilon\lambda - 4(1 + \varepsilon)\lambda^2 \\ &= 1 + \frac{\varepsilon^2}{4(1 + \varepsilon)} - \left(\frac{\varepsilon}{2\sqrt{1 + \varepsilon}} - 2\sqrt{1 + \varepsilon}\lambda\right)^2 \end{aligned}$$

By setting $\lambda = \frac{\varepsilon}{4(1 + \varepsilon)}$ we get

$$\begin{aligned}
& \frac{1}{(1-2\lambda)^{\frac{q}{2}}} \cdot \frac{1}{(1+2(1+\varepsilon)\lambda)^{\frac{q-1}{2}}} \\
&= (1+2(1+\varepsilon)\lambda)^{\frac{1}{2}} [(1-2\lambda)(1+2(1+\varepsilon)\lambda)]^{-\frac{q}{2}} \\
&= \sqrt{1+\frac{\varepsilon}{2}} \left[1 + \frac{\varepsilon^2}{4(1+\varepsilon)} \right]^{-\frac{q}{2}}
\end{aligned}$$

This proves (43). In the similar way we prove (44):

$$\begin{aligned}
& \mathbb{P}\left(\frac{\|N\|^2}{\|M_{2\dots q}\|^2} < 1-\varepsilon\right) = \mathbb{P}(\lambda\|N\|^2 < \lambda(1-\varepsilon)\|M_{2\dots q}\|^2) \\
&= \mathbb{P}(\lambda(1-\varepsilon)\|M_{2\dots q}\|^2 - \lambda\|N\|^2 > 0) = \mathbb{P}(\exp[\lambda(1-\varepsilon)\|M_{2\dots q}\|^2 - \lambda\|N\|^2] > 1) \\
&\leq \mathbb{E}[e^{\lambda(1-\varepsilon)\|M_{2\dots q}\|^2 - \lambda\|N\|^2}] \leq \frac{1}{(1+2\lambda)^{\frac{q}{2}}} \cdot \frac{1}{(1-2(1-\varepsilon)\lambda)^{\frac{q-1}{2}}}.
\end{aligned}$$

Note that,

$$\begin{aligned}
& (1+2\lambda)(1-2(1-\varepsilon)\lambda) \\
&= 1+2\varepsilon\lambda-4(1-\varepsilon)\lambda^2 \\
&= 1+\frac{\varepsilon^2}{4(1-\varepsilon)} - \left(\frac{\varepsilon}{2\sqrt{1-\varepsilon}} - 2\sqrt{1-\varepsilon}\lambda\right)^2
\end{aligned}$$

By setting $\lambda = \frac{\varepsilon}{4(1-\varepsilon)}$ we get

$$\begin{aligned}
& \frac{1}{(1+2\lambda)^{\frac{q}{2}}} \cdot \frac{1}{(1-2(1-\varepsilon)\lambda)^{\frac{q-1}{2}}} \\
&= (1-2(1-\varepsilon)\lambda)^{\frac{1}{2}} [(1+2\lambda)(1-2(1-\varepsilon)\lambda)]^{-\frac{q}{2}} \\
&= \sqrt{1-\frac{\varepsilon}{2}} \left[1 + \frac{\varepsilon^2}{4(1-\varepsilon)} \right]^{-\frac{q}{2}}
\end{aligned}$$

This completes the proof. □

Corollary A.26. *We have*

$$\mathbb{P}\left(\frac{\|N\|}{\|M_{2\dots q}\|} > \sqrt{1+\varepsilon}\right) + \mathbb{P}\left(\frac{\|N\|}{\|M_{2\dots q}\|} < \sqrt{1-\varepsilon}\right) \leq 2 \left[1 + \frac{\varepsilon^2}{4(1+\varepsilon)} \right]^{-\frac{q}{2}} \quad (45)$$

Proof. Using (43), (44) and the Cauchy-Schwarz inequality we have

$$\begin{aligned}
& \mathbb{P}\left(\frac{\|N\|}{\|M_{2\dots q}\|} > \sqrt{1+\varepsilon}\right) + \mathbb{P}\left(\frac{\|N\|}{\|M_{2\dots q}\|} < \sqrt{1-\varepsilon}\right) \\
&\leq \sqrt{1+\frac{\varepsilon}{2}} \left[1 + \frac{\varepsilon^2}{4(1+\varepsilon)} \right]^{-\frac{q}{2}} + \sqrt{1-\frac{\varepsilon}{2}} \left[1 + \frac{\varepsilon^2}{4(1-\varepsilon)} \right]^{-\frac{q}{2}} \\
&\leq \sqrt{1+\frac{\varepsilon}{2}+1-\frac{\varepsilon}{2}} \cdot \sqrt{\left[1 + \frac{\varepsilon^2}{4(1+\varepsilon)} \right]^{-q} + \left[1 + \frac{\varepsilon^2}{4(1-\varepsilon)} \right]^{-q}} \\
&\leq \sqrt{2} \cdot \sqrt{2 \left[1 + \frac{\varepsilon^2}{4(1+\varepsilon)} \right]^{-q}} = 2 \left[1 + \frac{\varepsilon^2}{4(1+\varepsilon)} \right]^{-\frac{q}{2}}
\end{aligned}$$

□

Proof of the concentration result

We need one more lemma to have everything for the proof.

Lemma A.27. *Given $\varepsilon \in (0, 0.08]$, $\left| \frac{M_1}{\|M_{2\dots q}\|} \right| < \varepsilon/2$ and $\sqrt{1-\varepsilon} < \frac{\|N\|}{\|M_{2\dots q}\|} < \sqrt{1+\varepsilon}$, then*

$$\left| \frac{(Rx, Ry)}{\|Rx\|\|Ry\|} - \rho \right| \leq \frac{\varepsilon}{\sqrt{2}}(1-\rho^2).$$

Proof. Recall, we used $\phi(s) = \frac{s}{\sqrt{1-s^2}}$ and let us define $\psi(h) := \phi^{-1}(h) = \frac{h}{\sqrt{1+h^2}}$. Note that $\psi'(h) = \frac{1}{(1+h^2)^{3/2}} > 0$, hence ψ is an increasing function. We have

$$\frac{(Rx, Ry)}{\|Rx\|\|Ry\|} = \psi\left(\frac{\rho\|N\| + M_1\sqrt{1-\rho^2}}{\|M_{2\dots q}\|\sqrt{1-\rho^2}}\right) = \psi\left(\frac{\rho}{\sqrt{1-\rho^2}}\frac{\|N\|}{\|M_{2\dots q}\|} + \frac{M_1}{\|M_{2\dots q}\|}\right).$$

and

$$\rho = \psi\left(\frac{\rho}{\sqrt{1-\rho^2}}\right).$$

We will prove the claim for the case when $\rho \geq 0$; the other case is proven in a similar way. Using non-negativity of ρ and the fact that ψ is increasing, we have

$$\begin{aligned} \psi\left(\frac{\rho}{\sqrt{1-\rho^2}}\sqrt{1-\varepsilon} - \frac{\varepsilon}{2}\right) - \psi\left(\frac{\rho}{\sqrt{1-\rho^2}}\right) \\ \leq \frac{(Rx, Ry)}{\|Rx\|\|Ry\|} - \rho \leq \\ \psi\left(\frac{\rho}{\sqrt{1-\rho^2}}\sqrt{1+\varepsilon} + \frac{\varepsilon}{2}\right) - \psi\left(\frac{\rho}{\sqrt{1-\rho^2}}\right). \end{aligned} \quad (46)$$

Using Lemma A.42 (a) we can estimate the upper bound:

$$\begin{aligned} \psi\left(\frac{\rho}{\sqrt{1-\rho^2}}\sqrt{1+\varepsilon} + \frac{\varepsilon}{2}\right) - \psi\left(\frac{\rho}{\sqrt{1-\rho^2}}\right) \\ \leq \left(1 + \frac{\rho^2}{1-\rho^2}\right)^{-3/2} \cdot \left[\frac{\rho}{\sqrt{1-\rho^2}}(\sqrt{1+\varepsilon}-1) + \frac{\varepsilon}{2}\right] \\ \leq (1-\rho^2)^{3/2} \left[\frac{\rho}{\sqrt{1-\rho^2}}\frac{\varepsilon}{2} + \frac{\varepsilon}{2}\right] \\ \leq (1-\rho^2)\frac{\varepsilon(\rho + \sqrt{1-\rho^2})}{2}. \end{aligned} \quad (47)$$

Since $\rho + \sqrt{1-\rho^2} \leq \sqrt{2}$, we have

$$(47) \leq (1-\rho^2)\frac{\varepsilon}{\sqrt{2}}. \quad (48)$$

To prove the lower bound in (46), we first need to note that $\frac{\rho}{\sqrt{1-\rho^2}}\sqrt{1-\varepsilon} - \frac{\varepsilon}{2}$ can be negative or very close to 0. For that reason, we will have to consider two cases: $\rho^2 \leq \varepsilon$ or $\rho^2 > \varepsilon$.

If $\rho^2 > \varepsilon$,

$$\frac{\rho}{\sqrt{1-\rho^2}}\sqrt{1-\varepsilon} \geq \sqrt{\varepsilon} > \varepsilon. \quad (49)$$

we have

$$\frac{\rho}{\sqrt{1-\rho^2}}\sqrt{1-\varepsilon} - \frac{\varepsilon}{2} \geq \frac{\varepsilon}{2} > 0, \quad (50)$$

and in particular

$$\rho\sqrt{1-\varepsilon} - \frac{\varepsilon}{2}\sqrt{1-\rho^2} > 0. \quad (51)$$

Let

$$A := \psi\left(\frac{\rho}{\sqrt{1-\rho^2}}\right) = \rho > 0,$$

and

$$B := \psi\left(\frac{\rho}{\sqrt{1-\rho^2}}\sqrt{1-\varepsilon} - \frac{\varepsilon}{2}\right) > 0.$$

From (50) we have $B \geq 0$, and hence since ψ is an increasing function we have $A > B > 0$.

We obtain

$$\begin{aligned} A - B &= \rho - \frac{\rho\sqrt{1-\varepsilon} - \varepsilon/2\sqrt{1-\rho^2}}{\sqrt{(\rho\sqrt{1-\varepsilon} - \varepsilon/2\sqrt{1-\rho^2})^2 + (1-\rho^2)}} \\ &\stackrel{\text{Lemma A.40.}}{\leq} \rho - \frac{\rho\sqrt{1-\varepsilon} - \varepsilon/2\sqrt{1-\rho^2}}{\sqrt{1-\varepsilon\rho^2}} = \rho \underbrace{\left(1 - \frac{\sqrt{1-\varepsilon}}{\sqrt{1-\varepsilon\rho^2}}\right)}_{\leq 0} + \frac{\varepsilon\sqrt{1-\rho^2}}{2\sqrt{1-\varepsilon\rho^2}} \\ &\leq \frac{\varepsilon\sqrt{1-\rho^2}}{2\sqrt{1-\varepsilon\rho^2}} \leq \frac{\varepsilon\sqrt{1-\rho^2}}{2\sqrt{1-\varepsilon\rho^2}} \cdot \frac{\sqrt{1-\rho^2}}{\sqrt{1-\varepsilon\rho^2}} \leq \frac{\varepsilon(1-\rho^2)}{2(1-\varepsilon\rho^2)} \leq \frac{\varepsilon(1-\rho^2)}{2(1-\varepsilon)} \end{aligned} \quad (52)$$

Since $\varepsilon \in (0, \frac{1}{4}]$, we have $\frac{1}{2(1-\varepsilon)} \leq \frac{2}{3} < \frac{\sqrt{2}}{2} = \frac{1}{\sqrt{2}}$ and hence

$$(52) \leq \frac{\varepsilon(1-\rho^2)}{\sqrt{2}} \quad (53)$$

On the other hand, if $\rho^2 \leq \varepsilon$, Lemma A.42 (b) implies:

$$\begin{aligned} &\psi\left(\frac{\rho}{\sqrt{1-\rho^2}}\right) - \psi\left(\frac{\rho}{\sqrt{1-\rho^2}}\sqrt{1-\varepsilon} - \frac{\varepsilon}{2}\right) \\ &\leq \left[\frac{\rho}{\sqrt{1-\rho^2}}(1-\sqrt{1-\varepsilon}) + \frac{\varepsilon}{2}\right] = \left[\frac{\rho}{\sqrt{1-\rho^2}} \cdot \frac{\varepsilon}{1+\sqrt{1-\varepsilon}} + \frac{\varepsilon}{2}\right] \\ &= \varepsilon \left[\frac{\rho}{\sqrt{1-\rho^2}} \frac{1}{1+\sqrt{1-\varepsilon}} + \frac{1}{2} + \frac{\rho^2}{\sqrt{2}}\right] - \frac{\varepsilon}{\sqrt{2}}\rho^2. \end{aligned} \quad (54)$$

Since $\rho^2 \leq \varepsilon$, we have $\rho \in [0, \varepsilon]$ and

$$\frac{\rho}{\sqrt{1-\rho^2}} \frac{1}{1+\sqrt{1-\varepsilon}} + \frac{1}{2} + \frac{\rho^2}{\sqrt{2}} \leq \frac{\sqrt{\varepsilon}}{\sqrt{1-\varepsilon}+1-\varepsilon} + \frac{1}{2} + \frac{\varepsilon}{\sqrt{2}}.$$

This expression is increasing for $\varepsilon \in (0, 1)$, so

$$\leq \frac{\sqrt{\varepsilon}}{\sqrt{1-\varepsilon}+1-\varepsilon} + \frac{1}{2} + \frac{\varepsilon}{\sqrt{2}} \Big|_{\varepsilon=0.08} \approx 0.70708 < \frac{1}{\sqrt{2}}.$$

Therefore,

$$(54) \leq \frac{\varepsilon(1-\rho^2)}{\sqrt{2}} \quad (55)$$

Finally, the inequalities (48), (53) and (55) prove the claim. \square

Proof of Theorem A.23. Since $\varepsilon \in (0, 0.055]$, we have $\varepsilon\sqrt{2} \in (0, 0.08]$, then by Lemma A.27 we have

$$\begin{aligned} & \mathbb{P}\left(\left|\frac{(Rx, Ry)}{\|Rx\|\|Ry\|} - \rho\right| \geq \varepsilon(1 - \rho^2)\right) = \mathbb{P}\left(\left|\frac{(Rx, Ry)}{\|Rx\|\|Ry\|} - \rho\right| \geq \frac{\varepsilon\sqrt{2}}{\sqrt{2}}(1 - \rho^2)\right) \\ & \leq \mathbb{P}\left(\frac{M_1}{\|M_{2\dots q}\|} > \frac{\varepsilon\sqrt{2}}{2}\right) + \mathbb{P}\left(\frac{M_1}{\|M_{2\dots q}\|} < -\frac{\varepsilon\sqrt{2}}{2}\right) \\ & + \mathbb{P}\left(\frac{\|N\|}{\|M_{2\dots q}\|} > \sqrt{1 + \varepsilon\sqrt{2}}\right) + \mathbb{P}\left(\frac{\|N\|}{\|M_{2\dots q}\|} < \sqrt{1 - \varepsilon\sqrt{2}}\right). \end{aligned}$$

Using Lemma A.24 and Corollary A.26 we have

$$\begin{aligned} & \leq 2 \left[1 + \frac{\varepsilon^2}{2}\right]^{-\frac{q-1}{2}} + 2 \left[1 + \frac{\varepsilon^2}{4(1 + \varepsilon\sqrt{2})}\right]^{-\frac{q}{2}} \\ & = (2 + \varepsilon^2) \left[1 + \frac{\varepsilon^2}{2}\right]^{-\frac{q}{2}} + 2 \left[1 + \frac{\varepsilon^2}{4(1 + \varepsilon\sqrt{2})}\right]^{-\frac{q}{2}} \\ & \leq (2 + \varepsilon^2) \left[1 + \frac{\varepsilon^2}{4(1 + \varepsilon\sqrt{2})}\right]^{-\frac{q}{2}} + 2 \left[1 + \frac{\varepsilon^2}{4(1 + \varepsilon\sqrt{2})}\right]^{-\frac{q}{2}} \\ & = (4 + \varepsilon^2) \left[1 + \frac{\varepsilon^2}{4(1 + \varepsilon\sqrt{2})}\right]^{-\frac{q}{2}}. \end{aligned}$$

□

A.IV.4 Johnson-Lindenstrauss-type Result

Theorem A.28. Let $\varepsilon \in (0, 0.05]$, $\delta \in (0, 1)$ and p_1, \dots, p_k be non-zero vectors in \mathbb{R}^n . If

$$q \geq \frac{2 \ln \left[\frac{2k(k-1)(1 + \frac{\varepsilon^2}{4})}{\delta} \right]}{\ln \left[1 + \frac{\varepsilon^2}{2(1 + \varepsilon\sqrt{2})} \right]} \quad (56)$$

then, with probability $1 - \delta$, the inequality

$$\left| \frac{(Rp_j, Rp_i)}{\|Rp_j\|\|Rp_i\|} - \frac{(p_j, p_i)}{\|p_j\|\|p_i\|} \right| \leq \varepsilon(1 - \rho^2)$$

holds for all $i < j$.

Proof. Define

$$W_{ij} := \left(\left| \frac{(Rp_j, Rp_i)}{\|Rp_j\|\|Rp_i\|} - \frac{(p_j, p_i)}{\|p_j\|\|p_i\|} \right| \leq \varepsilon(1 - \rho^2) \right).$$

To prove the theorem, it suffices to show that $\mathbb{P}\left(\bigcup_{i < j} W_{ij}^c\right) < \delta$.

By Theorem A.23, we have

$$\mathbb{P}\left(\bigcup_{i < j} W_{ij}^c\right) = \sum_{i < j} \mathbb{P}(W_{ij}^c) = \frac{k(k-1)}{2} \cdot 4 \left(1 + \frac{\varepsilon^2}{4}\right) \cdot \left[1 + \frac{\varepsilon^2}{2(1 + \varepsilon\sqrt{2})}\right]^{-\frac{q}{2}}.$$

This expression is less than δ by the choice of q in (58).

□

A.IV.5 Result comparison analysis

In this section, we state Lemma 5 from [39], which gives a similar result to Theorem A.23, and compare the two results.

Lemma A.29. For x and y non-zero vectors in \mathbb{R}^n and for every $\beta \in (0, 1/2)$, we have

$$-\frac{\beta}{1-\beta}(1-\rho) \leq \frac{(Rx, Ry)}{\|Rx\|\|Ry\|} - \rho \leq \frac{\beta}{1+\beta}(1-\rho)$$

if $\rho \leq -\varepsilon$,

$$-\frac{\beta}{1-\beta}(1-\rho) \leq \frac{(Rx, Ry)}{\|Rx\|\|Ry\|} - \rho \leq \frac{\beta}{1-\beta}(1+\rho)$$

if $-\varepsilon \leq \rho \leq \varepsilon$,

$$-\frac{\beta}{1+\beta}(1+\rho) \leq \frac{(Rx, Ry)}{\|Rx\|\|Ry\|} - \rho \leq \frac{\beta}{1-\beta}(1+\rho)$$

if $\rho \geq \varepsilon$. Moreover, the inequality holds true with probability at least $1 - 8e^{-\frac{q}{4}(\beta^2 - \beta^2)}$.

Remark A.30. We observe that Lemma A.29 does not capture the fact that when $\rho = \pm 1$, the random projection preserves the cosine similarity, as discussed in §A.IV.1.

Also, the role of β is unclear. If we set $\varepsilon = \max\{\frac{\beta}{1-\beta}, \frac{\beta}{1+\beta}\} = \frac{\beta}{1-\beta}$, the result can be rewritten as

$$-\varepsilon(1 + |\rho|) \leq \frac{(Rx, Ry)}{\|Rx\|\|Ry\|} - \rho \leq \varepsilon(1 + |\rho|), \quad (57)$$

with probability at least $1 - 8e^{-\frac{q}{4} \cdot \frac{\varepsilon^2}{(1+\varepsilon)^2}}$.

We note that the inequality (57) is less precise than the one provided by Theorem A.23.

Moreover, by Lemma A.41, we have $\left[1 + \frac{\varepsilon^2}{2(1+\varepsilon\sqrt{2})}\right]^{-\frac{q}{2}} \leq e^{-\frac{q}{4} \cdot \frac{\varepsilon^2}{(1+\varepsilon)^2}}$. Therefore, the inequality in Theorem A.23 also holds with higher probability.

We remark that Theorem A.23 requires $\varepsilon \in (0, 0.05]$, but this is a reasonable absolute error for cosine similarity, which ranges from 0 to 1.

We will see how the dimension selection in Theorem A.28 for cosine similarity compares with the similar result in original Johnson-Lindenstrauss Lemma. The following version is based on Theorem 2.13 and Remark 2.11 from [40] and we present it without proof.

Theorem A.31. Let $\varepsilon, \delta \in (0, 1)$, and p_1, \dots, p_k be non-zero vectors in \mathbb{R}^n . If

$$q \geq \frac{4}{\varepsilon^2} \log \left[\frac{k^2}{\delta} \right] \quad (58)$$

then, with probability at least $1 - \delta$, the inequality

$$(1 - \varepsilon)\|p_i - p_j\|^2 \leq \|R(p_i - p_j)\|^2 \leq (1 + \varepsilon)\|p_i - p_j\|^2 \quad (59)$$

holds for all $i < j$.

In the following we will use the notation $f \sim g$ that will denote

$$\lim_{\varepsilon \rightarrow 0^+} \frac{f(\varepsilon)}{g(\varepsilon)} = 1.$$

This is a standard tool to analyze asymptotic behavior.

Proposition A.32. For a fixed, δ and k we have

$$\frac{2 \ln \left[\frac{2k(k-1)\left(1 + \frac{\varepsilon^2}{4}\right)}{\delta} \right]}{\ln \left[1 + \frac{\varepsilon^2}{2(1+\varepsilon\sqrt{2})} \right]} \sim \frac{4}{\varepsilon^2} \ln \left[\frac{2k(k-1)}{\delta} \right].$$

Proof. Using L'Hospital's rule one can show $\lim_{x \rightarrow 0^+} \frac{\log(1+x)}{x} = 1$, hence

$$\lim_{\varepsilon \rightarrow 0^+} \frac{\ln \left[1 + \frac{\varepsilon^2}{2(1+\varepsilon\sqrt{2})} \right]}{\frac{\varepsilon^2}{2(1+\varepsilon\sqrt{2})}} = 1. \quad (60)$$

Simple limit calculus gives us

$$\lim_{\varepsilon \rightarrow 0^+} \frac{\frac{\varepsilon^2}{2(1+\varepsilon\sqrt{2})}}{\frac{\varepsilon^2}{2}} = \lim_{\varepsilon \rightarrow 0^+} \frac{1}{1 + \varepsilon\sqrt{2}} = 1. \quad (61)$$

Hence, multiplying expressions in (60) and (61) we get:

$$\lim_{\varepsilon \rightarrow 0^+} \frac{\ln \left[1 + \frac{\varepsilon^2}{2(1+\varepsilon\sqrt{2})} \right]}{\frac{\varepsilon^2}{2}} = 1. \quad (62)$$

Furthermore, by continuity of the function \ln we have

$$\lim_{\varepsilon \rightarrow 0^+} \ln \left[\frac{2k(k-1) \left(1 + \frac{\varepsilon^2}{4} \right)}{\delta} \right] = \ln \left[\frac{2k(k-1)}{\delta} \right]. \quad (63)$$

The claim now follows from (62) and (63). \square

The comparison in Proposition A.32 tells us that the dimension q will be of the same order but slightly higher. This is illustrated on Figure 5.

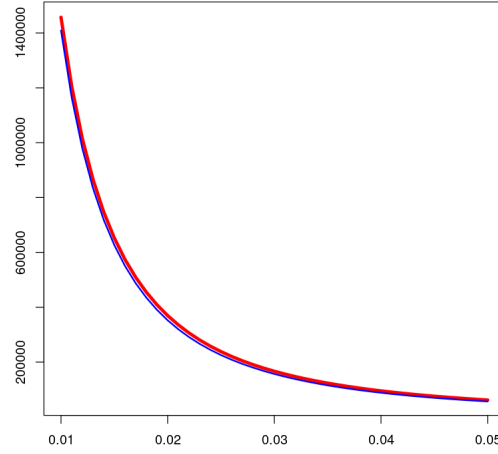


Figure 5: Simulated random projection for $k = 10,000,000$, $\delta = 0.05$ the upper (red) curve

represents the graph of $\varepsilon \mapsto \frac{2 \ln \left[\frac{2k(k-1) \left(1 + \frac{\varepsilon^2}{4} \right)}{\delta} \right]}{\ln \left[1 + \frac{\varepsilon^2}{2(1+\varepsilon\sqrt{2})} \right]}$ (minimum value of q for cosine similarity) and the lower (blue) curve $\varepsilon \mapsto \frac{4}{\varepsilon^2} \ln \left[\frac{k^2}{\delta} \right]$ (minimum value of q for Johnson-Lindenstrauss Lemma). We can see that the two curves are very close.

A.V Technical Inequalities and Concentration Results

In this appendix, we placed some technical inequalities we used in other parts of the text, so that they can be verified by the reader.

A.V.1 Useful concentration inequalities

In this paper we will depend on the results from concentration inequality theory. The approach in this paper is adapted based on the book [40]. In this subsection we adapted results from Chapter 2 of the book.

Theorem A.33. *Let X be a random variable such that $v > 0$, $c > 0$ we have*

$$\log \mathbb{E}[e^{\lambda(X-\mathbb{E}X)}] \leq \frac{v\lambda^2}{2(1-c\lambda)} \quad (64)$$

for every $\lambda \in (0, c^{-1})$. Then for $t \geq 0$ we have

$$\mathbb{P}(X - \mathbb{E}X > t) \leq \exp\left(\frac{-t^2}{2(v+ct)}\right)$$

Proof. Using Markov inequality, for $\lambda \in (0, c^{-1})$ we have

$$\mathbb{P}(X - \mathbb{E}X > t) \leq \frac{\mathbb{E}[e^{\lambda(X-\mathbb{E}X)}]}{e^{\lambda t}} \leq \exp\left(\frac{v\lambda^2}{2(1-c\lambda)} - \lambda t\right).$$

Hence,

$$\mathbb{P}(X - \mathbb{E}X > t) \leq \exp\left[-\sup_{\lambda \in (0, c^{-1})} \left(\lambda t - \frac{v\lambda^2}{2(1-c\lambda)}\right)\right].$$

Using usual calculus techniques we get (see Lemma A.39 for details)

$$\sup_{\lambda \in (0, c^{-1})} \left(\lambda t - \frac{v\lambda^2}{2(1-c\lambda)}\right) = \frac{v}{c^2} h\left(\frac{ct}{v}\right),$$

where $h(s) = 1 + s - \sqrt{1 + 2s}$. By Lemma A.37 we have $h(s) \geq \frac{s^2}{2(1+s)}$ for $s > 0$ and the claim follows. \square

The following Corollary explains what happens when $c = 0$ in (64).

Theorem A.34. *Let X be a random variable such that $v > 0$ we have*

$$\log \mathbb{E}[e^{\lambda(X-\mathbb{E}X)}] \leq \frac{v\lambda^2}{2} \quad (65)$$

for every $\lambda \geq 0$. Then for $t \geq 0$ we have

$$\mathbb{P}(X - \mathbb{E}X > t) \leq \exp\left(\frac{-t^2}{2v}\right).$$

Proof. Using Markov inequality, for $\lambda \geq 0$ we have

$$\begin{aligned} \mathbb{P}(X - \mathbb{E}X > t) &\leq \frac{\mathbb{E}[e^{\lambda(X-\mathbb{E}X)}]}{e^{\lambda t}} \leq \exp\left(\frac{v\lambda^2}{2} - \lambda t\right) \\ &= \exp\left(\frac{v\lambda^2}{2} - \lambda t + \frac{t^2}{2v} - \frac{t^2}{2v}\right) \\ &= \exp\left(\frac{1}{2} \left(\lambda v^{1/2} - t v^{-1/2}\right)^2 - \frac{t^2}{2v}\right). \end{aligned}$$

Setting $\lambda = t/v$ the claim follows. \square

Proposition A.35. *If for a given $p > 0$ and $c > 0$ the inequality*

$$\mathbb{E}[e^{\lambda(X-\mathbb{E}X)}] \leq \frac{e^{-\lambda p}}{(1-c\lambda)^{p/c}} \quad (66)$$

holds for all $\lambda < c^{-1}$, then the following claims hold:

(a) For all $\lambda \in (0, c^{-1})$

$$\log \mathbb{E}[e^{\lambda(X-\mathbb{E}X)}] \leq \frac{pc\lambda^2}{2(1-c\lambda)}. \quad (67)$$

(b) For all $\lambda \leq 0$

$$\log \mathbb{E}[e^{\lambda(X-\mathbb{E}X)}] \leq \frac{pc\lambda^2}{2}. \quad (68)$$

Proof. (a) Using the inequality $-\log(1-s) - s \leq \frac{s^2}{2(1-s)}$ for $s \in (0, 1)$ (see Lemma A.38 (a)) we have:

$$\begin{aligned} \log \mathbb{E}[e^{\lambda(X-\mathbb{E}X)}] &\leq -\lambda p - \frac{p}{c} \log(1-c\lambda) \\ &= \frac{p}{c} (-\log(1-c\lambda) - c\lambda) \leq \frac{p}{c} \cdot \frac{(c\lambda)^2}{2(1-c\lambda)} = \frac{pc\lambda^2}{2(1-c\lambda)}. \end{aligned}$$

(b) Using inequality $-\log(1-s) - s \leq \frac{s^2}{2}$ for $s < 0$ (see Lemma A.38 (b)) we have:

$$\begin{aligned} \log \mathbb{E}[e^{\lambda(X-\mathbb{E}X)}] &\leq -\lambda p - \frac{p}{c} \log(1-c\lambda) \\ &= \frac{p}{c} (-\log(1-c\lambda) - c\lambda) \leq \frac{p}{c} \cdot \frac{(c\lambda)^2}{2} = \frac{pc\lambda^2}{2}. \end{aligned}$$

□

Corollary A.36. *If for a given $p > 0$ and $c > 0$ we have*

$$\log \mathbb{E}[e^{\lambda(X-\mathbb{E}X)}] \leq \frac{e^{-\lambda p}}{(1-c\lambda)^{p/c}} \quad (69)$$

for all $\lambda < c^{-1}$, then for all $t \geq 0$

$$\mathbb{P}(X - \mathbb{E}X > t) \leq \exp\left(\frac{-t^2}{2(pc+ct)}\right), \quad (70)$$

and

$$\mathbb{P}(X - \mathbb{E}X < -t) \leq \exp\left(\frac{-t^2}{2pc}\right). \quad (71)$$

Proof. From Proposition A.35 we know that (67) holds. Now, by Theorem A.33, inequality (70) holds.

From Proposition A.35 we know that (68) holds. If we substitute $\lambda \mapsto -\lambda$ and $X \mapsto -X$ in (68) we have

$$\log \mathbb{E}[e^{\lambda(-X+\mathbb{E}X)}] \leq \frac{pc\lambda^2}{2}$$

for $\lambda \geq 0$. Hence, using Theorem A.35 we get (71). □

A.V.2 Technical inequalities

Lemma A.37. *For $s \geq 0$ we have*

$$1 + s - \sqrt{1 + 2s} \geq \frac{s^2}{2(1+s)}.$$

Proof. For $s > 0$ we have:

$$\begin{aligned} 1 + s - \sqrt{1 + 2s} &= (1 + s - \sqrt{1 + 2s}) \cdot \frac{1 + s + \sqrt{1 + 2s}}{1 + s + \sqrt{1 + 2s}} \\ &= \frac{(1 + s)^2 - 1 + 2s}{1 + s + \sqrt{1 + 2s}} = \frac{s^2}{1 + s + \sqrt{1 + 2s}} \geq \frac{s^2}{2(1 + s)}. \end{aligned}$$

The last inequality follows from the fact that $1 + s = \sqrt{1 + 2s + s^2} > \sqrt{1 + 2s}$. □

Lemma A.38. (a) For $s \in (0, 1)$ we have $-\log(1-s) - s \leq \frac{s^2}{2(1-s)}$.

(b) For $s < 0$ we have $-\log(1-s) - s \leq \frac{s^2}{2}$.

Proof. Note that for $f(s) = -\log(1-s) - s$ we have $f'(s) = \frac{1}{1-s} - 1 = \frac{s}{1-s}$. Hence, in the case of (a), it follows for $s \in (0, 1)$

$$\begin{aligned} -\log(1-s) - s &= f(s) - f(0) = \int_0^s f'(t) dt \\ &= \int_0^s \frac{t}{1-t} dt \leq \int_0^s \frac{t}{1-s} dt = \frac{1}{1-s} \int_0^s t dt = \frac{s^2}{2(1-s)}. \end{aligned}$$

In the case of (b), for $s < 0$ we can apply a similar argument:

$$\begin{aligned} -\log(1-s) - s &= f(s) - f(0) = \int_0^s f'(t) dt \\ &= \int_0^s \frac{t}{1-t} dt \leq \int_s^0 \frac{-t}{1-t} dt \leq \int_s^0 -t dt = \frac{s^2}{2}. \end{aligned}$$

□

Lemma A.39. For a given $t > 0$, $v > 0$ and $c > 0$ the function

$$f(\lambda) = \lambda t - \frac{v\lambda^2}{2(1-c\lambda)}$$

has a maximum on interval $(0, c^{-1})$ at point $\lambda_{\max} = \frac{\sqrt{v+2tc} - \sqrt{v}}{c\sqrt{v+2tc}}$. and it equals

$$\frac{v}{c^2} \left(1 + \frac{tc}{v} - \sqrt{1 + 2 \cdot \frac{tc}{v}} \right).$$

Proof. When we take the first derivative we get

$$f'(\lambda) = t - \frac{v\lambda}{(1-c\lambda)} - \frac{vc\lambda^2}{2(1-c\lambda)^2}.$$

Setting $f'(\lambda) = 0$ and using the substitution $x = \frac{\lambda}{(1-c\lambda)}$, we get

$$-\frac{vc}{2} \cdot x^2 - vx + t = 0.$$

Solving this quadratic equation by x we get

$$x_{1,2} = -\frac{1}{c} \pm \sqrt{\frac{1}{c^2} + \frac{2t}{vc}}.$$

Since the solution needs to be non-negative,

$$\begin{aligned} x &= -\frac{1}{c} + \sqrt{\frac{1}{c^2} + \frac{2t}{vc}} = -\frac{1}{c} + \sqrt{\frac{v}{vc^2} + \frac{2tc}{vc^2}} \\ &= \frac{-\sqrt{v} + \sqrt{v+2tc}}{c\sqrt{v}} = \frac{\sqrt{v+2tc} - \sqrt{v}}{c\sqrt{v}}. \end{aligned}$$

Now, when we calculate λ from x , we get

$$\lambda_{\max} = \frac{\sqrt{v+2tc} - \sqrt{v}}{c\sqrt{v+2tc}}.$$

Note that, λ_{\max} is the minimum since f' is a strictly decreasing function on $(0, c^{-1})$. The value of the minimum is

$$\begin{aligned}
f'(\lambda_{\max}) &= \lambda_{\max} \left(t - \frac{v}{2} \cdot \frac{\lambda_{\max}}{1 - c\lambda_{\max}} \right) = \lambda_{\max} \left(t - \frac{v}{2} \cdot x \right) \\
&= \frac{\sqrt{v+2tc} - \sqrt{v}}{c\sqrt{v+2tc}} \left(t - \frac{v}{2} \cdot \frac{\sqrt{v+2tc} - \sqrt{v}}{c\sqrt{v}} \right) \\
&= \frac{\sqrt{v+2tc} - \sqrt{v}}{c\sqrt{v+2tc}} \left(t - \frac{\sqrt{v}\sqrt{v+2tc} - v}{2c} \right) \\
&= \frac{\sqrt{v+2tc} - \sqrt{v}}{c\sqrt{v+2tc}} \cdot \frac{2tc + v - \sqrt{v}\sqrt{v+2tc}}{2c} \\
&= \frac{(\sqrt{v+2tc} - \sqrt{v})}{c} \cdot \frac{\sqrt{v+2tc} - \sqrt{v}}{2c} \\
&= \frac{(\sqrt{v+2tc} - \sqrt{v})^2}{2c^2} = \frac{2v + 2tc - 2\sqrt{v^2 + 2vtc}}{2c^2} \\
&= \frac{v}{c^2} \left(1 + \frac{tc}{v} - \sqrt{1 + 2 \cdot \frac{tc}{v}} \right).
\end{aligned}$$

□

Lemma A.40. For $\varepsilon \in (0, 1)$ and $\rho^2 \in [\varepsilon, 1]$ we have

$$(\rho\sqrt{1-\varepsilon} - \frac{\varepsilon}{2}\sqrt{1-\rho^2})^2 + 1 - \rho^2 \leq 1 - \varepsilon\rho^2.$$

Proof. It is easy to show that $\rho \geq \varepsilon$ and $1 - \varepsilon \geq 1 - \rho^2$, hence

$$0 \leq \rho\sqrt{1-\varepsilon} - \frac{\varepsilon}{2}\sqrt{1-\rho^2} \leq \rho\sqrt{1-\varepsilon}. \quad (72)$$

Now, we have:

$$(\rho\sqrt{1-\varepsilon} - \frac{\varepsilon}{2}\sqrt{1-\rho^2})^2 + 1 - \rho^2 \stackrel{(72)}{\leq} (\rho\sqrt{1-\varepsilon})^2 + 1 - \rho^2 = 1 - \varepsilon\rho^2$$

□

Lemma A.41. For $\varepsilon \in (0, 1)$ we have

$$\left[1 + \frac{\varepsilon^2}{2(1+\varepsilon\sqrt{2})} \right]^{-\frac{p}{2}} \leq e^{-\frac{p}{4} \cdot \frac{\varepsilon^2}{(1+\varepsilon)^2}}$$

Proof. Using Lemma A.38(b) we have

$$\begin{aligned}
\log \left(\left[1 + \frac{\varepsilon^2}{2(1+\varepsilon\sqrt{2})} \right]^{-\frac{p}{2}} \right) &= -\frac{p}{2} \cdot \log \left[1 + \frac{\varepsilon^2}{2(1+\varepsilon\sqrt{2})} \right] \\
&\leq \frac{p}{2} \left[-\frac{\varepsilon^2}{2(1+\varepsilon\sqrt{2})} + \frac{1}{2} \left(\frac{\varepsilon^2}{2(1+\varepsilon\sqrt{2})} \right)^2 \right]
\end{aligned} \quad (73)$$

Looking at the difference:

$$\begin{aligned}
\frac{\varepsilon^2}{2(1+\varepsilon\sqrt{2})} - \frac{\varepsilon^2}{2(1+\varepsilon)^2} &= \frac{\varepsilon^2[(1+\varepsilon)^2 - (1+\varepsilon\sqrt{2})]}{2(1+\varepsilon)^2(1+\varepsilon\sqrt{2})} = \frac{\varepsilon^2[\varepsilon(2-\sqrt{2}) + \varepsilon^2]}{2(1+\varepsilon)^2(1+\varepsilon\sqrt{2})} \\
&\geq \frac{\varepsilon^2[\varepsilon(2-\sqrt{2}) + \varepsilon^2]}{2(1+\varepsilon)^2(1+\varepsilon\sqrt{2})} \geq \frac{\varepsilon^3(2-\sqrt{2})[1 + \frac{\varepsilon}{2-\sqrt{2}}]}{2(1+\varepsilon)^2(1+\varepsilon\sqrt{2})} \\
&\geq \frac{\varepsilon^3(2-\sqrt{2})[1+\varepsilon\sqrt{2}]}{2(1+\varepsilon)^2(1+\varepsilon\sqrt{2})} \geq \frac{\varepsilon^3 \cdot \frac{1}{2}}{2(1+\varepsilon)^2} = \frac{\varepsilon^3}{4(1+\varepsilon)^2} \\
&\geq \frac{1}{2} \left(\frac{\varepsilon^2}{2(1+\varepsilon\sqrt{2})} \right)^2
\end{aligned}$$

Hence, we have (73) $\leq -\frac{p}{4} \cdot \frac{\varepsilon^2}{(1+\varepsilon)^2}$. □

A.V.3 Special Case of Mean Value Theorem

Lemma A.42. *Let $\psi(h) = \frac{h}{\sqrt{1+h^2}}$, then $\psi'(h) = \frac{1}{(1+h^2)^{3/2}}$. Furthermore, we have the following inequalities:*

(a) For $0 \leq a < b$ we have

$$\psi(b) - \psi(a) \leq \psi'(a)(b - a).$$

(b) For $a < 0 < b$ we have

$$\psi(b) - \psi(a) \leq b - a.$$

Proof. Using product rule for derivatives

$$\begin{aligned} \psi'(h) &= \frac{(h)'\sqrt{1+h^2} - h(\sqrt{1+h^2})'}{1+h^2} = \frac{\sqrt{1+h^2} - h \cdot \frac{h}{\sqrt{1+h^2}}}{1+h^2} \\ &= \frac{1+h^2 - h^2}{(1+h^2)^{3/2}} = \frac{1}{(1+h^2)^{3/2}}. \end{aligned}$$

For $a < b$ we have

$$\psi(b) - \psi(a) = \int_a^b \psi'(h) dh \leq \max_{s \in [a,b]} \psi'(s) \int_a^b du = \max_{s \in [a,b]} \psi'(s)(b - a).$$

It is not hard to see

$$\max_{h \in [a,b]} \psi'(h) = \begin{cases} \psi'(a) & 0 \leq a < b \\ \psi'(0) = 1 & a < 0 < b \end{cases}$$

□

B Results for RP Dot Product when $P = A$

B.1 RP Dot Product when $P = A$

This section contains analogous results to §2.1 of the main part of the paper. We will show that inner-product similarity for $P = A$ will produce especially poor approximations for vertices $u \in H_c^\gamma$ and $v \in L_c$.

Theorem B.1. *Let $X = AR^\top$. Then, the following claims hold:*

(a) *Asymptotic result.* For $u, v \in V$

$$X_{u*}X_{v*}^\top \stackrel{a}{\sim} \mathcal{N}\left(n_{uv}, \frac{n_{uu}n_{vv} + n_{uv}^2}{q}\right), \quad (74)$$

(b) *Finite-sample result.* For $\varepsilon \in (0, 1)$ and $\delta \in (0, 1)$ if $q \geq 4\frac{1+\varepsilon}{\varepsilon^2} \log\left[\frac{n(n-1)}{\delta}\right]$ then

$$|X_{u*}X_{v*}^\top - n_{uv}| < \varepsilon\sqrt{n_{uu}n_{vv}} \quad (75)$$

holds with probability at least $1 - \delta$.

Proof. From part (a) of Theorem A.6, we can represent $X_{u*}X_{v*}^\top$ as sum of q i.i.d random variables and a convenient term. From this, we can show asymptotic normality and get concentration results that lead to a JL Lemma-type result. These are described in the Proposition A.1.

Since $X_{u*} = A_{u*}R^\top$ and $X_{v*} = A_{v*}R^\top$, claim (a) follows from (13) and parts (a) and (b) of Lemma 2.1. Since $n = k = \|V\|$, claim (b) follows from part (b) of Proposition A.1. □

Let us fix $v \in L_c$ and look at the set $\{X_{u*}X_{v*}^\top : u \in H_c\}$. We will show that these calculations can severely overvalue (or undervalue) the relevance values $\{A_{u*}A_{v*}^\top : u \in H_c\}$ they approximate. This will be a consequence of the two following lemmas.

Lemma B.2. *If $v \in L_c$ and $u \in H_c^\gamma$, then the standard deviation in (74) is greater than γd_v , i.e.:*

$$\gamma d_v \leq \sqrt{\frac{n_{uu}n_{vv} + n_{uv}^2}{q}} \quad (76)$$

Proof. We have $\frac{n_{uu}n_{vv} + n_{uv}^2}{q} \stackrel{(2)}{\geq} \frac{d_u d_v + n_{uv}^2}{q} \stackrel{u \in H_c^\gamma}{\geq} \frac{\gamma^2 c q d_v + n_{uv}^2}{q} \geq \gamma^2 c d_v \stackrel{v \in L_c}{\geq} (\gamma d_v)^2$. \square

Lemma B.3. *If $v \in L_c$ and $u \in H_c$, the standard deviation in (74) is greater than its expectation, i.e.:*

$$n_{uv} \leq \sqrt{\frac{n_{uu}n_{vv} + n_{uv}^2}{q}}. \quad (77)$$

Proof. We have $\sqrt{\frac{n_{uu}n_{vv} + n_{uv}^2}{q}} \stackrel{(76)}{\geq} \gamma d_v \stackrel{(4)}{\geq} n_{uv}$. \square

Under the conditions of Lemma B.3, we can produce the approximate one-sigma confidence interval

$$\left[n_{uv} - \sqrt{\frac{n_{uu}n_{vv} + n_{uv}^2}{q}}, n_{uv} + \sqrt{\frac{n_{uu}n_{vv} + n_{uv}^2}{q}} \right]$$

in which we can expect $X_{u*}X_{v*}^\top$ to take values with less than 69% probability, based on (74). This means that getting a value outside that interval is not unlikely. In that case, from (77), we know such values will more than double n_{uv} or be less than 0, a poor approximation. On the other hand, if we look at the values $(X_{w*}X_{v*}^\top : w \in L_c)$, we can see that the variance in (74) is bounded as

$$\frac{n_{ww}n_{vv} + n_{wv}^2}{q} \stackrel{(2)}{\leq} \frac{d_w^2 d_v^2 + d_w^2 d_v^2}{q} \stackrel{w, v \in L_c}{\leq} c^4 \frac{2}{q}.$$

Hence, in this case we can produce the three-sigma interval $\left[n_{wv} - 3c^2 \sqrt{\frac{2}{q}}, n_{wv} + 3c^2 \sqrt{\frac{2}{q}} \right]$, where $X_{w*}X_{v*}^\top$ will take values with more than 99% probability, which is a small deviation.

Further, setting the random projection dimension q according to (A.1), i.e., $q = \left\lceil \frac{1+\varepsilon}{\varepsilon} \log \left[\frac{n(n-1)}{\delta} \right] \right\rceil$, we fulfill the finite-sample result in part (b) of Theorem B.1. However, for large values of $\sqrt{n_{uu}n_{vv}}$ (c.f., the denominator of 75), we note that the bounds in (75) become looser, thus larger approximation errors ensue. This will happen for vertices $u \in H_c^\gamma$, since $n_{uu} \geq d_u$. As a simple numerical illustration, assume $A \in \{0, 1\}^{n \times n}$ such that $n_{uu} = d_u$ and $n_{vv} = d_v$. Let $\varepsilon = 10^{-2}$, $d_u = 10^7$, $d_v = 10$ and $n_{uv} = 1$. Then, (75) yields $X_{u*}X_{v*}^\top \in (1 - 100, 1 + 100)$.

The following is a technical lemma that we refer to in §2.1.

Lemma B.4. (a) *For $u, v \in V$ and v satisfying (4) we have*

$$\frac{n_{uv}}{d_u d_v} \leq \frac{\gamma}{d_u}; \quad (78) \quad \frac{\sqrt{n_{vv}}}{d_v} \frac{1}{\sqrt{d_u}} \leq \frac{\sqrt{n_{uu}n_{vv}}}{d_u d_v} \leq \sqrt{\frac{\gamma}{d_v}} \frac{1}{\sqrt{d_u}}. \quad (79)$$

(b) *For $u \in H_c^\gamma$ and $v \in L_c$ we have $\frac{\gamma}{d_u} \leq \sqrt{\frac{1}{q} \left[\frac{n_{uu}n_{vv}}{d_u^2 d_v^2} + \left(\frac{n_{u,v}}{d_u d_v} \right)^2 \right]}$.*

Proof. For (78), we multiply the inequality (4) with $(d_u)^{-1}$. We have $d_u \stackrel{(2)}{\leq} n_{uu} \stackrel{(4)}{\leq} \gamma d_u$ and multiplying the last inequality by $\frac{n_{vv}}{d_u^2 d_v^2}$ and taking square roots (79) follows.

Part (b) follows from (76) by multiplying this inequality with $(d_u d_v)^{-1}$. \square

B.II Instability of Ranking for Dot Product when $P = A$

This section is analogous to §3.1. Recall, $\text{rel}_{uv} = A_{u*}A_{v*}$ and $\text{rel}_{uv}^R = A_{u*}R^\top RA_{v*}^\top$.

The following lemma will help us in our considerations.

Lemma B.5. *If x and y are orthogonal vectors in \mathbb{R}^n , we have*

$$\frac{\cos(x, x - y)}{\sqrt{1 - \cos^2(x, x - y)}} = \frac{\|x\|}{\|y\|}. \quad (80)$$

Proof. Using $(x, y) = 0$, we have

$$\cos(x, x - y) = \frac{(x, x - y)}{\|x\|\|x - y\|} = \frac{\|x\|^2}{\|x\|\sqrt{\|x\|^2 + \|y\|^2}} = \frac{\|x\|}{\sqrt{\|x\|^2 + \|y\|^2}}.$$

Now, it is not difficult to show $\sqrt{1 - \cos^2(x, x - y)} = \frac{\|y\|}{\sqrt{\|x\|^2 + \|y\|^2}}$. Hence, (80) follows. \square

Let $w = v \in L_c$. The relevance value will have a bound.

Proposition B.6. *For all $u \in V$ we have $\text{rel}_{vu} = n_{vu} \leq \gamma d_v$.*

Proof. The result follows from definition of n_{uv} and (4). \square

For a node of low degree, the relevance has to be low. However, this might not be the case for their approximation.

Corollary B.7. *For $v \in L_c$ and $u \in H_c^\gamma$, we have $\text{rel}_{vv}^R \stackrel{a}{\sim} \mathcal{N}\left(n_{vv}, \frac{2n_{vv}^2}{q}\right)$ and rel_{vu}^R will have a nonnegative expectation with the standard deviation greater than γd_v .*

Proof. Follows from Theorem B.1 and Lemma B.2 \square

The last result tells us that rel_{vv}^R will have values in $\left[n_{vv} \left(1 - 3\sqrt{\frac{2}{q}}\right), n_{vv} \left(1 + 3\sqrt{\frac{2}{q}}\right)\right]$ with more than 99%. This means, for example if $q \geq 100$, $\text{rel}_{vv}^R \in [1.5\gamma d_v, \infty) \subset \left[n_{vv} \left(1 + 3\sqrt{\frac{2}{q}}\right), \infty\right)$ can happen with probability $\mathbb{P}(\mathcal{N}(0, 1) > 1.5) \approx 6.7\%$. For higher q , this probability will be higher. Roughly, we can anticipate that $\text{rel}_{vv}^R < \text{rel}_{vu}^R$ when $\text{rel}_{vv} > \text{rel}_{vu}$ happens more frequently.

The following result will show that this can happen more often than we want.

Corollary B.8. *Let $v \in L_c$ and $u \in H_c^\gamma$ be two vertices with no common neighbors, i.e., such that $\text{rel}_{vv} > 0$ and $\text{rel}_{vu} = 0$. Then, $\mathbb{P}(\text{rel}_{vv}^R < \text{rel}_{vu}^R) > \mathbb{P}(\mathcal{T}_q > \gamma^{-1/2}) \geq \mathbb{P}(\mathcal{T}_q > 1) \approx 15.8\%$.*

Proof. Since $P_{v*}P_{u*}^\top = 0$, we have $\frac{\cos(P_{w*}, P_{u*} - P_{v*})}{\sqrt{1 - \cos^2(P_{w*}, P_{u*} - P_{v*})}} = \frac{\|P_{v*}\|}{\|P_{u*}\|}$ by (80). Hence, Theorem 3.1 gives us

$$\mathbb{P}(\text{rel}_{vv}^R < \text{rel}_{vu}^R) = \mathbb{P}\left(\mathcal{T}_q > \frac{\|P_{v*}\|}{\|P_{u*}\|} \sqrt{q}\right). \quad (81)$$

Further, $\frac{\|P_{v*}\|}{\|P_{u*}\|} \sqrt{q} = \sqrt{\frac{n_{vv}q}{n_{uu}}} \stackrel{(4)}{\leq} \sqrt{\frac{\gamma d_v q}{n_{uu}}} \stackrel{v \in L_c}{\leq} \sqrt{\frac{\gamma c q}{n_{uu}}} \stackrel{(2)}{\leq} \sqrt{\frac{\gamma c q}{d_u}} \stackrel{u \in H_c^\gamma}{\leq} \frac{1}{\sqrt{\gamma}}$. From the last inequality, we have $\mathbb{P}\left(\mathcal{T}_q > \frac{\|P_{v*}\|}{\|P_{u*}\|} \sqrt{q}\right) \geq \mathbb{P}(\mathcal{T}_q > \gamma^{-1/2})$ and the claim follows from (81). Finally, from (4) and (2), we note that $\gamma \geq 1$. \square

Similar results would follow if we took two vertices w, v of low degree with many common neighbors and a high degree vertex u that has no common neighbors with w and v . For simpler calculations, we took $w = v$.