

# Application of the chemical master equation and its analytical solution to the illness-death model

Ralph Brinks<sup>1,2</sup>

1) Chair for Medical Biometry and Epidemiology, Witten/Herdecke University, Faculty of Health/School of Medicine, D-58448 Witten, Germany

2) Institute for Biometry and Epidemiology, German Diabetes Center, D-40225 Düsseldorf, Germany

Corresponding author:

E-Mail: ralph.brinks@uni-wh.de

## Abstract

The aim of this article is relating the chemical master equation (CME) to the illness-death model for chronic diseases. We show that a recently developed differential equation for the prevalence directly follows from the CME. As an application, we use the theory of the CME in a simulation study about diabetes in Germany from a previous publication. We find a good agreement between the theory and the simulations.

Key words: prevalence, chronic diseases, diabetes, epidemiology, monomolecular reaction.

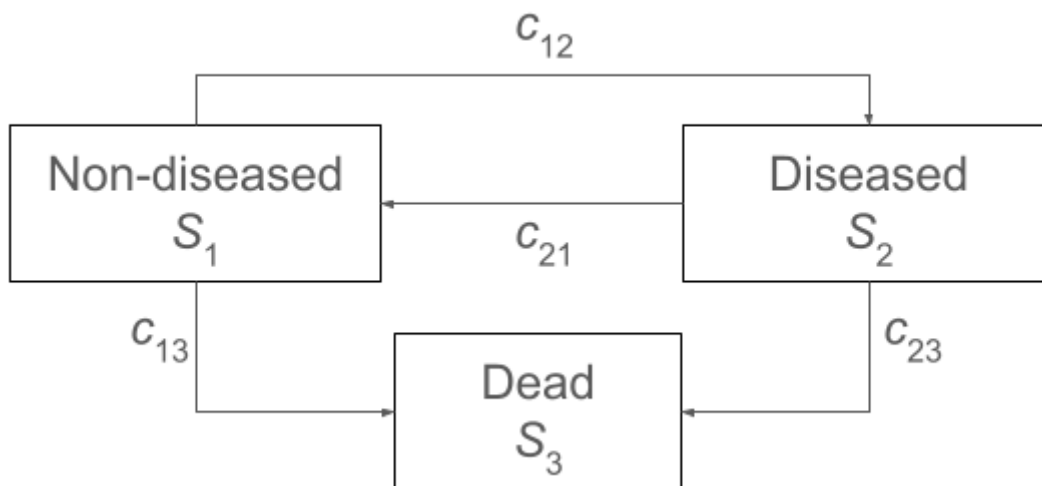
## Introduction

In 2007, Jahnke and Huisinga presented an analytical solution to the chemical master equation (CME) for stochastic modeling of biochemical reaction systems [Jah07]. The authors confine their theory to monomolecular reactions, i.e., reactions where a substance  $S_j$  converts to another substance  $S_k$ , written as  $S_j \rightarrow S_k$ , or the substance  $S_j$  flows in or out from a source ( $* \rightarrow S_j$ ) or to a sink ( $S_j \rightarrow *$ ). These are the types of reactions that can be transferred to the illness-death model in epidemiology. In the illness-death model, a subject changes its state from *non-diseased* to *diseased* (or vice versa) or changes its state to *dead* (from either state *non-diseased* or *diseased*).

The aim of this article is applying the theory of [Jah07] for solving the CME to the illness-death model. We show that a recently developed differential equation for the prevalence of the disease considered in the illness-death model [Bri13] directly follows from the CME. As an application, we use the theory of [Jah07] in a problem about a chronic condition from a previous publication [Bri18].

## Illness-death model and the chemical master equation

We consider the illness-death model as depicted in Figure 1. At start (time  $t = 0$ ), each subject of the population under consideration is assigned to exactly one health state: *non-diseased* (state  $S_1$ ), *diseased* (with respect to a specific condition, state  $S_2$ ) and *dead* (state  $S_3$ ). Subjects may change their state according to the arrows in Figure 1 as time  $t$  evolves. The non-negative transition rates are denoted by  $c_{jk}$  and usually depend on time  $t$ , i.e.,  $c_{jk} = c_{jk}(t)$ . The transitions  $S_3 \rightarrow S_1$ , and  $S_3 \rightarrow S_2$  are not possible, which means that the rates  $c_{31}$  and  $c_{32}$  are assumed to be zero for all times  $t$ . Furthermore, for ease of notation we define  $c_{jj} = 0$ .



**Figure 1: Illness-death model with transition rates  $c_{jk}$  between the states  $S_j$ .**

In terms of [Jah07] the health states  $S_j$  in Figure 1 are the types of substances. Jahnke and Huisinga consider monomolecular reactions as described in the introduction above. For our purpose we assume that the population has the size  $N$ , where  $N$  is a positive integer,  $N \in \mathbb{N} = \{1, 2, \dots\}$ , and at  $t = 0$  all subjects are in the non-diseased state  $S_1$ . Let  $X_j = X_j(t)$  be the non-negative integer number of subjects in state  $S_j$ ,  $j = 1, 2, 3$ , at time  $t \geq 0$ . Then, we have  $X_1(0) = N$  and  $X_2(0) = X_3(0) = 0$ . For ease of notation, we define  $X(t) = (X_1(t), X_2(t), X_3(t))$ .

Again, applying the terminology of [Jah07] to our situation, for  $x \in \mathbb{N}_0^3 = \{0, 1, 2, \dots\}^3$ , we consider the probability

$$\mathbb{P}(t, x) = \mathbb{P}(X(t) = x) = \mathbb{P}(X_1(t) = x_1, X_2(t) = x_2, X_3(t) = x_3).$$

Then, the chemical master equation (CME) reads as

$$\partial_t \mathbb{P}(t, x) = \sum_{j,k=1}^3 c_{jk}(t) \left[ (x_j + 1) \mathbb{P}(t, x + \varepsilon_j - \varepsilon_k) - x_j \mathbb{P}(t, x) \right],$$

where the  $c_{jk}$  are the transition rates (see Figure 1) and  $\varepsilon_j$  is the  $j$ -th unit vector,  $j = 1, 2, 3$ , (e.g.,  $\varepsilon_3 = (0, 0, 1)$ ). This form of the CME is a special case of Eq. (8) in [Jah07].

The most important finding of [Jah07] for the illness-death model is Proposition 1 in [Jah07]. The proposition states that if the initial condition at  $t = 0$  is the multinomial distribution  $\mathbb{P}(0, x) = \mathcal{M}(x, N, p_0)$  for a parameter vector  $p_0 \in [0, 1]^3$ , then for  $t > 0$  it holds  $\mathbb{P}(t, x) = \mathcal{M}(x, N, p(t))$  where the parameter  $p(t)$  is the solution of a system of ordinary differential equations (ODEs):

$$\frac{d}{dt} p(t) = p'(t) = A(t) p(t) \quad (1)$$

with initial condition  $p(0) = p_0$ . The matrix  $A(t)$  in Eq. (1) is given by  $A = (a_{jk})$  defined via  $a_{jk} = c_{kj}$ , for  $j, k = 1, 2, 3$  with  $j \neq k$  and  $a_{kk} = -(c_{k1} + c_{k2} + c_{k3})$ ,  $k = 1, 2, 3$  (see Eq. (5) in [Jah07]). Note that we defined  $c_{kk} = 0$ .

The definition of the matrix  $A$  for the illness-death model shown in Figure 1 is

$$A(t) = \begin{bmatrix} -c_{12}(t) - c_{13}(t) & c_{21}(t) & 0 \\ c_{12}(t) & -c_{21}(t) - c_{23}(t) & 0 \\ c_{13}(t) & c_{23}(t) & 0 \end{bmatrix}$$

Using  $p(t) = (p_1(t), p_2(t), p_3(t))$ , we obtain following linear system of ODEs:

$$p_1' = -(c_{12} + c_{13}) p_1 + c_{21} p_2 \quad (2a)$$

$$p_2' = c_{12} p_1 - (c_{21} + c_{23}) p_2 \quad (2b)$$

$$p_3' = c_{13} p_1 + c_{23} p_2. \quad (2c)$$

Note that  $p_0 \in [0, 1]^3$  is three-dimensional, but  $p_1, p_2, p_3 \in [0, 1]$  are scalars.

If we define  $\pi(t) := p_2(t) / [p_1(t) + p_2(t)]$  for  $p_1(t) + p_2(t) > 0$  and insert Eqs. (2a) and (2b) into  $\pi' = [p_1 p_2' + p_1' p_2] / [p_1 + p_2]^2 = [(1 - \pi) p_2' - \pi p_1'] / [p_1 + p_2]$ , we obtain

$$\pi' = (1 - \pi) \frac{c_{12} p_1 - (c_{12} + c_{23}) p_2}{p_1 + p_2} + \pi \frac{(c_{12} + c_{13}) p_1 - c_{21} p_2}{p_1 + p_2},$$

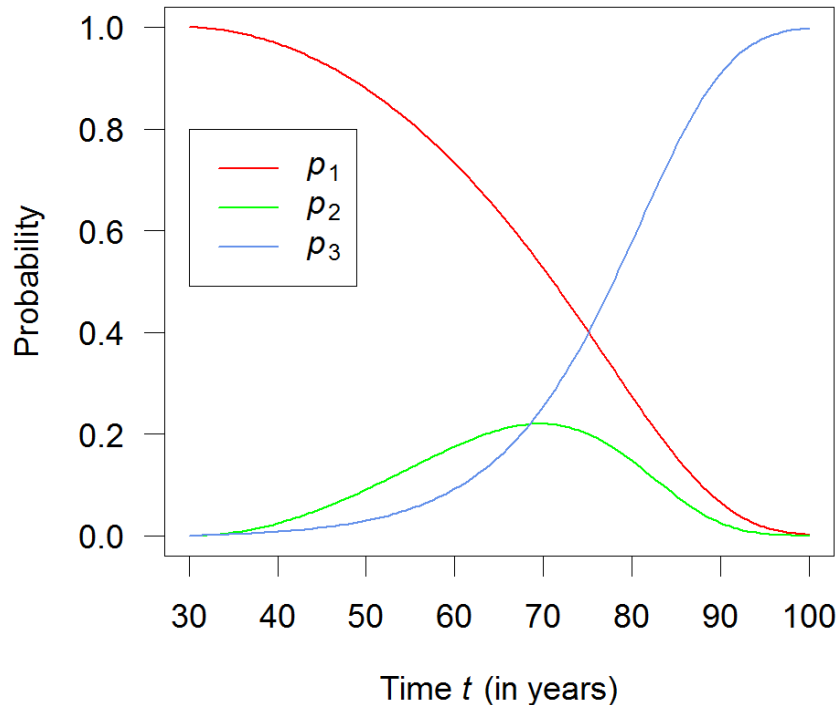
and by algebraic formulations we find

$$\pi' = (1 - \pi)(c_{12} - \pi(c_{23} - c_{13})) - \pi c_{21}. \quad (3)$$

Equation (3) is a scalar ODE of Riccati type. If  $X(t) = (X_1(t), X_2(t), X_3(t))$  is multinomially  $\mathcal{M}(x, N, p(t))$  distributed, we have the expectation  $\mathbb{E}(X(t)) = N p(t)$  and hence  $\pi = p_2/[p_1 + p_2] = \mathbb{E}(X_2) / [\mathbb{E}(X_1) + \mathbb{E}(X_2)]$ , which implies that  $\pi$  is the prevalence of the expected (average) numbers of subjects in the associated states. In this sense, Equation (3) is equivalent to Equation (3) in [Bri15], which was obtained using a different proof. For the special case  $c_{21} = 0$ , Equation (3) above is Equation (9) of [Bri18].

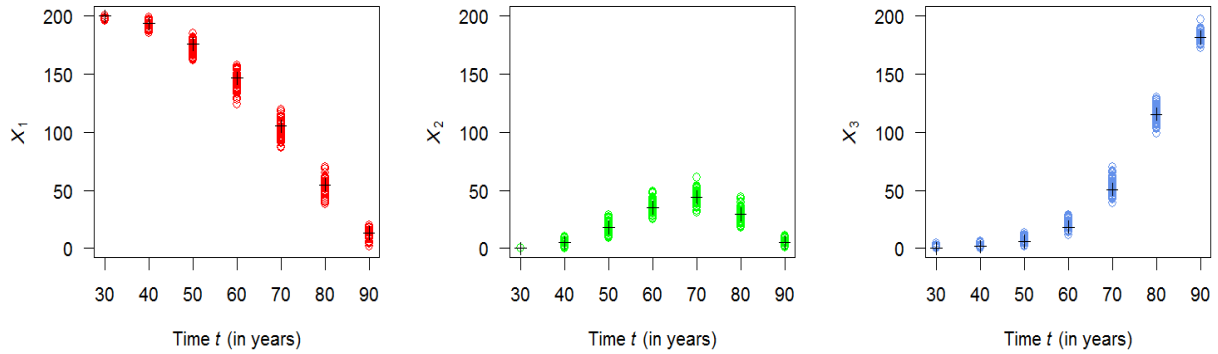
## Simulation

To apply the theory presented in the previous section, we choose a test example from [Bri18] motivated by the situation of type 2 diabetes in Germany. Diabetes is assumed to be irreversible, i.e., the remission rate  $c_{21}$  vanishes,  $c_{21}(t) = 0$  for all times  $t \in [0, \infty)$ . The incidence rate  $c_{12}$  is given by  $c_{12}(t) = \max(0, t - 30)/2000$  and the mortality rates  $c_{13}$  and  $c_{23}$  are assumed to be of Gompertz-type  $c_{13}(t) = \exp(-10.7 + 0.1 t)$  and  $c_{23}(t) = \exp(-10 + 0.1 t)$ . As initial condition for ODE (1), we choose  $p_0 = (1, 0, 0)$ . Then, the initial value problem is solved by the classical Runge-Kutta method of fourth order (`rk4` in the R package `deSolve` [Soe10]). The result for the components  $p_1, p_2$ , and  $p_3$  of  $p = p(t)$  is shown in Figure 2.



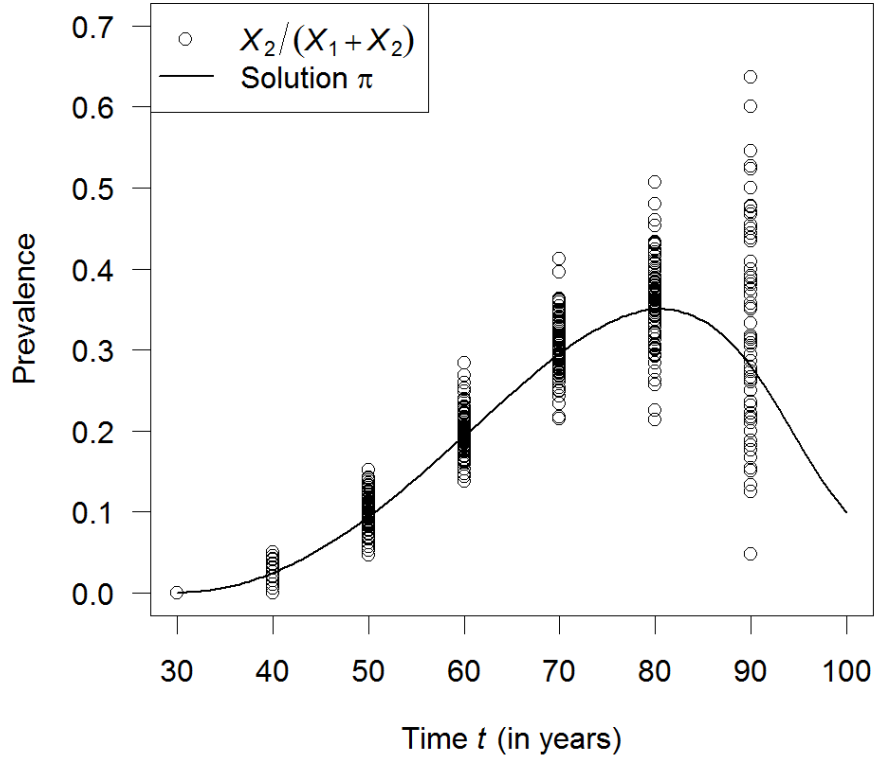
**Figure 2: Components  $p_1, p_2$ , and  $p_3$  of the solution  $p = p(t)$  of ODE system (1) with initial condition  $p_0 = p(0) = (1, 0, 0)$ .**

In order to demonstrate that the solution  $p = p(t)$  of ODE system (1) with initial condition  $p_0 = p(0) = (1, 0, 0)$  can be used to characterize the expected values  $(\mathbb{E}(X_1), \mathbb{E}(X_2), \mathbb{E}(X_3)) = N p$ , we calculate 100 realizations of  $\mathcal{M}(x, N, p_0)$  random variables with  $N = 200$ ,  $p_0 = (1, 0, 0)$  and  $x = (200, 0, 0)$  undergoing transitions according to the rates  $c_{jk}$  described above. The associated curves  $N p(t)$  where the components of  $p(t)$  are shown in Figure 2 are then compared to the 100 realizations. Simulations of the random variable  $X = (X_1, X_2, X_3)$  have been done with the algorithm described in [Bri14]. For better presentation only values in 10-years steps at  $t = 30, 40, \dots, 90$  years are presented. The results are shown in Figure 3.



**Figure 3: 100 realizations of multinomially distributed random variables  $X = (X_1, X_2, X_3)$  ( $X_1$ : red circles (left panel),  $X_2$ : green circles (middle) and  $X_3$ : blue circles (right panel) and associated expectations  $\mathbb{E}(X(t)) = N p(t)$  (black crosses).**

Finally, we assess if the prevalence  $X_2/[X_1 + X_2]$  computed by the components of the random variable  $X = (X_1, X_2, X_3)$  in the 100 realizations agree with the solution  $\pi$  of ODE (3) with initial condition  $\pi_0 = 0$ . Again, the associated initial value problem has been solved with the Runge-Kutta method of fourth order (as above). The results are shown in Figure 4 - for better comparison again at  $t = 30, 40, \dots, 90$  years.



**Figure 4: Prevalence  $X_2/[X_1 + X_2]$  in 100 realizations of multinomially distributed random variables  $X = (X_1, X_2, X_3)$  (black circles) compared to the solution  $\pi$  of ODE (3) with initial condition  $\pi_0 = 0$  (solid line).**

## Summary

We could show that the theory of the chemical master equation (CME) can be used to obtain theoretical insights about the frequently used illness-death model. In case  $X = (X_1, X_2, X_3)$  is multinomially distributed, applying the CME yields that the (average) prevalence  $\pi = \mathbb{E}(X_2) / [\mathbb{E}(X_1) + \mathbb{E}(X_2)]$  is a solution of the Riccati ODE (3), which has been proven elsewhere without use of the CME. The advantage of the proof using the CME is that the three-dimensional random variable  $X$  has components that are integers. Moreover, interpretation of  $\pi$  in terms of random variables allows the use of inference and secondary order statistics. For instance, for multinomially distributed  $X = (X_1, X_2, X_3)$  and for  $j, k = 1, 2, 3$  with  $j \neq k$ , we have  $\text{Cov}(X_j, X_k) = -N p_j p_k$  and  $\text{Var}(X_k) = N p_k (1 - p_k)$ .

Apart from the theoretical findings, applicability has been demonstrated in a simulation study motivated by diabetes in Germany. One hundred realizations of the random variable  $X(t)$  are compared with the curves  $t \mapsto N p(t)$  where  $p(t)$  is the solution of ODE system (1). The realizations of  $X$  have been simulated with a previously described discrete event simulation especially designed for the illness-death model [Bri14]. By visual inspection, we find a good agreement between the theoretical findings and the simulations.

## References

[Bri13] Brinks R, Landwehr S, Icks A, Koch M, Giani G. Deriving age-specific incidence from prevalence with an ordinary differential equation. *Stat Med* 32(12):2070-8, 2013 doi: 10.1002/sim.5651.

[Bri14] Brinks R, Landwehr S, Fischer-Betz R, Schneider M, Giani G. Lexis Diagram and Illness-Death Model: Simulating Populations in Chronic Disease Epidemiology. *PLOS ONE* 9(9): e106043, 2014 <https://doi.org/10.1371/journal.pone.0106043>

[Bri15] Brinks R, Landwehr S (2015) Change Rates and Prevalence of a Dichotomous Variable: Simulations and Applications. *Plos One* 10(3): e0118955. DOI 10.1371/journal.pone.0118955

[Bri18] Brinks R. Illness-Death model in chronic disease epidemiology: characteristics of a related, differential equation and an inverse problem. *Computational and Mathematical Methods in Medicine*, Article ID 5091096, 2018. <https://doi.org/10.1155/2018/5091096>

[Jah07] Jahnke T, Huisinga W. Solving the chemical master equation for monomolecular reaction systems analytically. *Journal of mathematical biology*: 54, 1-26, 2007.

[Soe10] Soetaert K, Petzoldt T, Setzer RW: Solving Differential Equations in R: Package deSolve, *Journal of Statistical Software*, 33(9), 1-25, 2010. <https://www.jstatsoft.org/v33/i09/>