

Adaptive Randomization Methods for Sequential Multiple Assignment Randomized Trials (SMARTs) via Thompson Sampling

Peter Norwood^{1,*}, Marie Davidian^{2**}, and Eric Laber^{3***}

¹Quantum Leap Healthcare Collaborative, San Francisco, California, U.S.A.

²Department of Statistics, North Carolina State University, Raleigh, North Carolina, U.S.A.

³Department of Statistical Science, Duke University, Durham, North Carolina, U.S.A.

**email*: p.norwood@quantumleaphealth.org

***email*: davidian@ncsu.edu

****email*: eric.laber@duke.edu

SUMMARY: Response-adaptive randomization (RAR) has been studied extensively in conventional, single-stage clinical trials, where it has been shown to yield ethical and statistical benefits, especially in trials with many treatment arms. However, RAR and its potential benefits are understudied in sequential multiple assignment randomized trials (SMARTs), which are the gold-standard trial design for evaluation of multi-stage treatment regimes. We propose a suite of RAR algorithms for SMARTs based on Thompson Sampling (TS), a widely used RAR method in single-stage trials in which treatment randomization probabilities are aligned with the estimated probability that the treatment is optimal. We focus on two common objectives in SMARTs: (i) comparison of the regimes embedded in the trial, and (ii) estimation of an optimal embedded regime. We develop valid post-study inferential procedures for treatment regimes under the proposed algorithms. This is nontrivial, as (even in single-stage settings) RAR can lead to nonnormal limiting distributions of estimators. Our algorithms are the first for RAR in multi-stage trials that account for nonregularity in the estimand. Empirical studies based on real-world SMARTs show that TS can improve in-trial subject outcomes without sacrificing efficiency for post-trial comparisons.

KEY WORDS: Inverse probability weighted estimator; Precision medicine; Response-adaptive randomization, Treatment regime

1. Introduction

A treatment regime, also known as an adaptive treatment strategy, is a sequence of decision rules, one for each key decision point in a patient’s disease progression, that maps accumulated information on a patient to a recommended treatment. (Tsiatis et al., 2020). Sequential multiple assignment randomized trials (SMARTs) are the gold standard for the study of treatment regimes (Lavori and Dawson, 2004; Murphy, 2005) and have been applied successfully in a range of areas, including cancer, addiction, HIV/prevention, and education (e.g., Kidwell, 2014; Bigirumurame et al., 2022; Lorenzoni et al., 2023). A SMART involves multiple stages of randomization, each stage corresponding to a decision point, where the sets of possible treatments may depend on baseline and interim information.

Figure 1 depicts a two-stage SMART to evaluate behavioral intervention strategies for cancer pain management (Somers et al., 2023). Subjects were randomized at baseline with equal probability to one of two first-stage interventions: Pain Coping Skills Training (PCST) with five sessions (PCST-Full), or one session (PCST-Brief). At the end of the first stage, subjects were classified as responders if they experienced a 30% reduction in their pain score from baseline and as nonresponders otherwise. Subjects were then assigned with equal probability to one of two second-stage interventions depending on their first-stage intervention and response status. This design, like any fixed (nonadaptive) SMART design, can be represented as a single-stage trial in which subjects are randomized at baseline among a set of fixed regimes known as the SMART’s embedded regimes (Tsiatis et al., 2020, Chapter 9). The cancer pain SMART has eight embedded regimes determined by the stage 1 treatment, stage 2 treatment for responders, and stage 2 treatment for nonresponders, e.g., one embedded regime assigns PCST-Full initially followed by no further treatment if the subject responds and another round of PCST-Full otherwise. A key goal was to evaluate the embedded regimes

on the basis of mean percent reduction in pain from baseline at the end of stage 2 and to identify a regime that yields the greatest reduction.

[Figure 1 about here.]

As in the preceding example, most SMARTs use fixed randomization probabilities at each stage. Although fixed and balanced randomization in SMARTs yields high power for comparing treatments and treatment regimes (Murphy, 2005), ethical and pragmatic considerations suggest that updating randomization probabilities based on accruing information can improve outcomes for trial subjects, increase enrollment, and decrease dropout (Food and Drug Administration, 2019). Response-adaptive randomization (RAR) uses accumulating information to skew randomization probabilities toward promising treatments and has long been used in single-stage randomized clinical trials (RCTs, Kim et al., 2011; Berry, 2015; Wang and Yee, 2019). There is a lengthy literature on RAR methods; reviews for single-stage RCTs include Hu and Rosenberger (2006), Berry et al. (2010), and Atkinson and Biswas (2013). RAR procedures are typically formalized as a multi-arm bandit in which each treatment option is a bandit “arm” (Berry and Fristedt, 1985; Villar et al., 2015; Lattimore and Szepesvári, 2020); strong theoretical and empirical support for bandits has grown from their use in applications such as mHealth and telehealth (Tewari and Murphy, 2017; Liu et al., 2023). In single-stage RCTs, the advantages of RAR are most pronounced in trials with a large number of treatments because RAR algorithms oversample more favorable treatments and undersample less favorable ones (Berry, 2011). RAR also presents challenges, e.g., early evidence can lead the randomization to become “stuck” favoring suboptimal treatments (Thall, Fox, and Wathen, 2015), and there have been spirited debates about the potential pitfalls of RAR (Viele et al., 2020; Proschan and Evans, 2020; Villar et al., 2021).

As the number of treatments and regimes evaluated in a SMART can be large, integration of RAR into SMARTs could have significant benefits, yet development is limited. Cheung,

Chakraborty, and Davidson (2014) propose SMART-AR, an RAR method based on Q-learning (e.g., Tsiatis et al., 2020, Section 5.7.1) that adapts randomization probabilities so that treatments with large estimated Q-functions are more likely to be selected. However, this approach does not account for uncertainty in the estimated Q-functions nor the potential information gain associated with each treatment, so the resulting design may be inefficient. Wang, Wu, and Wahed (2022) propose RA-SMART, an RAR method for two-stage SMARTs with the same treatments at each stage. The method does not incorporate delayed effects, i.e., does not account for treatment effects at stage 2 that depend on stage 1 treatment. Because the possibility of interactions among treatments at different stages is key to the development of treatment regimes, RAR schemes that acknowledge delayed effects are desirable.

In this article, we propose RAR approaches for SMARTs based on Thompson sampling (TS, Thompson, 1933), a popular bandit algorithm also known as probability matching (Agrawal and Goyal, 2012; Russo et al., 2018). The idea underlying TS is that a treatment’s randomization probability should be based on confidence that the treatment is optimal. Classical TS measures this confidence with a posterior probability; aligned with standard SMART methodology, we adopt a frequentist perspective in which confidence is assessed using a confidence distribution (Xie and Singh, 2013). The proposed methods are applicable to SMARTs used to evaluate a fixed set of treatment regimes and/or identify an optimal regime and, by construction, account for delayed effects.

In Section 2, we present the statistical framework and a variant of TS for SMARTs, and we use the latter in Section 3 to construct the proposed RAR approaches. One class of methods randomizes subjects “up-front” to entire embedded regimes, while the other sequentially randomizes subjects at each decision point. We propose estimators for the marginal mean outcome under a regime in Section 3 and argue in Section 4 that they are consistent and asymptotically normal; this is nontrivial, as adaptive randomization can

lead to nonnormal limits for plug-in estimators (Hadad et al., 2021; Zhang et al., 2021b). Simulations demonstrating performance are reported in Section 5.

2. Background and preliminaries

2.1 Notation and assumptions

We first review SMARTs with fixed (i.e., nonadaptive) randomization. Consider a SMART with K stages, where, at stage $k = 1, \dots, K$, \mathcal{A}_k is the (finite) set of available treatment options. Let $A_k \in \mathcal{A}_k$ be the treatment assigned at stage k , and let $\bar{A}_k = (A_1, \dots, A_k) \in \mathcal{A}_1 \times \dots \times \mathcal{A}_k$ denote all treatments given through stage k . Let \mathbf{X}_1 be a set of baseline subject variables collected prior to administration of stage 1 treatment, and let \mathbf{X}_k comprise variables collected between stages $k - 1$ and k , $k = 2, \dots, K$. Define $\bar{\mathbf{X}}_k = (\mathbf{X}_1, \dots, \mathbf{X}_k)$, $k = 1, \dots, K$; and let $\mathbf{H}_1 = \mathbf{X}_1$ and $\mathbf{H}_k = (\mathbf{X}_1, A_1, \mathbf{X}_2, A_2, \dots, A_{k-1}, \mathbf{X}_k) = (\bar{\mathbf{X}}_k, \bar{A}_{k-1})$, $k = 2, \dots, K$, denote the information at the time A_k is assigned, with \mathcal{H}_k denoting the domain of \mathbf{H}_k , $k = 1, \dots, K$. Let Y be the real-valued outcome of interest, which is measured or constructed from $\bar{\mathbf{X}}_K$ and information measured after stage K at some specified follow-up time, coded so that larger values are more favorable. Elements of \mathbf{X}_k may include current and past measures of the patient's health status, previous measures of the outcome, and response status. For a subject with history $\mathbf{H}_k = \mathbf{h}_k$ at stage k , $\Psi_k(\mathbf{h}_k) \subseteq \mathcal{A}_k$ is the set of feasible treatment options in \mathcal{A}_k , where Ψ_k maps \mathcal{H}_k to subsets of \mathcal{A}_k (Tsiatis et al., 2020, Section 6.2.2). E.g., at stage $k = 2$ of the cancer pain SMART, $\Psi_2(\mathbf{h}_2) = \{1, 2\}$ for a subject who does not respond to treatment 0 given at the first stage. At stage k , a subject is randomized to option $a_k \in \Psi_k(\mathbf{h}_k)$ with probability $P(A_k = a_k | \mathbf{H}_k = \mathbf{h}_k)$; often, $P(A_k = a_k | \mathbf{H}_k = \mathbf{h}_k) = 1/|\Psi_k(\mathbf{h}_k)|$ for all k .

A decision rule $d_k : \mathcal{H}_k \rightarrow \mathcal{A}_k$ maps an individual's history to a recommended treatment at stage k , where $d_k(\mathbf{h}_k) \in \Psi_k(\mathbf{h}_k)$ for all $\mathbf{h}_k \in \mathcal{H}_k$. A treatment regime $\mathbf{d} = (d_1, \dots, d_K)$ is a sequence of decision rules, where d_k is the rule for stage k , $k = 1, \dots, K$. The mean outcome

that would be achieved if the population were to receive treatment according to \mathbf{d} can be characterized in terms of potential outcomes. For any $\bar{\mathbf{a}}_{k-1} = (a_1, \dots, a_{k-1}) \in \mathcal{A}_{k-1}$, let $\mathbf{X}_k^*(\bar{\mathbf{a}}_{k-1})$ denote the potential subject information that would accrue between stages $k-1$ and k , and define $\bar{\mathbf{X}}_k^*(\bar{\mathbf{a}}_{k-1}) = \{\mathbf{X}_1, \mathbf{X}_2^*(a_1), \dots, \mathbf{X}_k^*(\bar{\mathbf{a}}_{k-1})\}$, $k = 2, \dots, K$. The potential history at stage $k \geq 2$ is thus $\mathbf{H}_k^*(\bar{\mathbf{a}}_{k-1}) = \{\bar{\mathbf{X}}_k^*(\bar{\mathbf{a}}_{k-1}), \bar{\mathbf{a}}_{k-1}\}$, with $\mathbf{X}_1^*(\bar{\mathbf{a}}_0) = \mathbf{H}_1^*(\bar{\mathbf{a}}_0) = \mathbf{H}_1$. For any $\bar{\mathbf{a}}_K \in \bar{\mathcal{A}}_K$, let $Y^*(\bar{\mathbf{a}}_K)$ be the potential outcome that would be achieved under $\bar{\mathbf{a}}_K$. For $k = 2, \dots, K$, the potential accrued information between stages $k-1$ and k under regime \mathbf{d} is then $\mathbf{X}_k^*(\mathbf{d}) = \sum_{\bar{\mathbf{a}}_{k-1} \in \bar{\mathcal{A}}_{k-1}} \mathbf{X}_k^*(\bar{\mathbf{a}}_{k-1}) \prod_{v=1}^{k-1} I[d_v \{ \mathbf{H}_v^*(\bar{\mathbf{a}}_{v-1}) \} = a_v]$, and the potential outcome under \mathbf{d} is $Y^*(\mathbf{d}) = \sum_{\bar{\mathbf{a}}_K \in \bar{\mathcal{A}}_K} Y^*(\bar{\mathbf{a}}_K) \prod_{k=1}^K I[d_k \{ \mathbf{H}_k^*(\bar{\mathbf{a}}_{k-1}) \} = a_k]$, where $I(\cdot)$ is the indicator function. The mean outcome for regime \mathbf{d} , known as the value of \mathbf{d} , is $\mathcal{V}(\mathbf{d}) = E\{Y^*(\mathbf{d})\}$.

Define $\mathcal{W}^* = \{\mathbf{X}_2^*(a_1), \dots, \mathbf{X}_K^*(\bar{\mathbf{a}}_{K-1}), Y^*(\bar{\mathbf{a}}_K) \text{ for all } \bar{\mathbf{a}}_K \in \mathcal{A}_K\}$ to be the set of all potential outcomes. For a given regime \mathbf{d} , identification of $\mathcal{V}(\mathbf{d})$ is possible from the data $(\bar{\mathbf{X}}_K, \bar{\mathbf{A}}_K, Y)$ under the following assumptions, which are discussed extensively elsewhere (e.g., Tsiatis et al., 2020, Section 6.2.4) and which we adopt: (i) consistency, $Y = Y^*(\bar{\mathbf{A}}_K)$, $\mathbf{H}_k = \mathbf{H}_k^*(\bar{\mathbf{A}}_{k-1})$, $k = 1, \dots, K$; (ii) positivity, $P(A_k = a_k | \mathbf{H}_k = \mathbf{h}_k) > 0$ for all $a_k \in \Psi_k(\mathbf{h}_k)$ and all $\mathbf{h}_k \in \mathcal{H}_k$, $k = 1, \dots, K$; and (iii) sequential ignorability, $\mathcal{W}^* \perp\!\!\!\perp A_k | \mathbf{H}_k$, $k = 1, \dots, K$, where “ $\perp\!\!\!\perp$ ” denotes statistical independence. We also assume that there is no interference among individuals nor multiple versions of a treatment. In a SMART with nonadaptive randomization, (ii) is true by design, and (iii) is guaranteed by randomization; with RAR, (ii) holds if constraints are imposed on the randomization probabilities (discussed shortly) and (iii) holds because randomization probabilities are known features of the history.

Denote the m regimes embedded in a SMART as $\mathbf{d}^1, \dots, \mathbf{d}^m$. A common primary analysis is the comparison of $\mathcal{V}(\mathbf{d}^j)$, $j = 1, \dots, m$, i.e., the mean outcomes that would be achieved if the population were to receive treatments according to $\mathbf{d}^1, \dots, \mathbf{d}^m$. Another common analysis is identification of an optimal embedded regime, \mathbf{d}^{opt} , satisfying $\mathcal{V}(\mathbf{d}^{\text{opt}}) \geq \mathcal{V}(\mathbf{d}^j)$, $j = 1, \dots, m$.

2.2 Subject accrual and progression processes

Ordinarily, it is assumed that subjects enroll in a clinical trial by a completely random process over a planned accrual period. Under such a process, subjects in a SMART progress through the stages in a staggered fashion. Thus, at any point during the trial, enrolled subjects will have reached different stages, with only some having the outcome Y ascertained. By reaching stage k , we mean that a subject has completed the previous stages and that A_k has been assigned. E.g., in a SMART with $K = 2$ stages, at any time, there may be subjects who have received only a first-stage treatment, for whom (\mathbf{X}_1, A_1) is available; subjects who have reached stage 2 but have not completed follow up, for whom $(\mathbf{X}_1, A_1, \mathbf{X}_2, A_2)$ is available; and subjects who have completed the trial, for whom $(\mathbf{X}_1, A_1, \mathbf{X}_2, A_2, Y)$ is available.

Ideally, randomization probabilities would be updated each time a new randomization is needed. However, for logistical or other reasons, it may be more feasible in practice to update the probabilities on a pre-set schedule. For definiteness, we consider a SMART that will enroll N subjects over T weeks, with randomization probabilities updated weekly. We develop two randomization schemes: the first, which we term up-front, randomizes subjects to an embedded regime at baseline; the second, which we term sequential, randomizes subjects at each stage. While these two schemes are equivalent in a SMART with fixed randomization probabilities, the sequential scheme under RAR allows a subject's randomization probabilities to depend on information collected as they progress through the trial.

We assume that a group of subjects of random size enrolls at each week t and, depending on the randomization scheme, up-front or sequential, requires assignment to either an entire regime (up-front) or a stage 1 treatment (sequential) according to probabilities that are updated at t based on the accrued data from subjects previously enrolled at weeks $t - 1, t - 2, \dots, 0$. Each of these subjects is assigned a regime (up-front) or A_1 (sequential) using these probabilities. At each subsequent stage $k = 2, \dots, K$, we assume that there is

a delay, measured in weeks, between when A_{k-1} is assigned and when \mathbf{X}_k is ascertained and A_k is assigned, as well as a follow-up period after A_K is assigned but before Y is recorded. Thus, under sequential randomization, these subjects will require randomization to A_k , $k = 2, \dots, K$, at a future week $(t + s)$, say, using probabilities based on the accrued data from subjects previously enrolled at or before week $(t + s - 1)$.

To represent the data available on subjects who are already enrolled at any week t , let $\Gamma_t \in \{0, 1\}$ be the indicator that a subject has enrolled in the SMART and been assigned to a regime or stage 1 treatment by week t (i.e., at a week $\leq t$). For such subjects, let $\tau \leq t$ be the week of enrollment and assignment; $\kappa_t \in \{1, \dots, K\}$ be the most recent stage reached by week t ; and $\Delta_t \in \{0, 1\}$ be the indicator that a subject has completed follow up by week t , so that Y has been observed. The data available on a subject at week t are then $D_t = \Gamma_t \{1, \tau, \kappa_t, \mathbf{X}_1, A_1, I(\kappa_t > 1)\mathbf{X}_2, I(\kappa_t > 1)A_2, \dots, I(\kappa_t > K - 1)\mathbf{X}_K, I(\kappa_t > K - 1)A_K, \Delta_t, \Delta_t Y\}$; D_t is null if a subject has not yet enrolled by t . The accrued data from all previously-enrolled subjects that can inform the randomization probabilities at week t are then $\mathfrak{D}_{t-1} = \{D_{t-1,i}, \forall i \text{ such that } \Gamma_{t-1,i} = 1\}$.

2.3 Thompson sampling

The central idea of TS is to map a treatment's randomization probability to the "belief" that it is optimal among the available options. This belief is represented conventionally by the posterior probability that a treatment is optimal in the sense that it optimizes expected outcome (Thompson, 1933). For example, in the up-front case (and similarly for a single-stage treatment), let $\hat{\rho}_t^j \in [0, 1]$ be the estimated belief that treatment regime $j = 1, \dots, m$ is optimal at week t based on the accrued data \mathfrak{D}_{t-1} from previously-enrolled subjects. Let r_t^j be regime j 's randomization probability for subjects needing randomization at week t . Ordinarily, r_t^j is taken to be a monotone function of $\hat{\rho}_t^j$; a popular choice is $r_t^j = (\hat{\rho}_t^j)^{c_t} / \sum_{v=1}^m (\hat{\rho}_t^v)^{c_t}$, where $c_t \in [0, 1]$ is a damping constant (Thall and Wathen, 2007).

Smaller values of c_t pull the probabilities toward uniform randomization; higher values pull them closer to the beliefs. The c_t can be the same for all t or increase with t to impose greater adaptation as data accumulate. Because aggressive adaptation can lead to randomization probabilities approaching 0 or 1 for some regimes or treatments, limiting exploration of all options, one may impose clipping constants, i.e., lower/upper bounds on the probabilities (Zhang et al., 2021a). This practice is consistent with the positivity assumption.

In a fully Bayesian formulation, beliefs $\hat{\rho}_t^j$ are estimated posterior probabilities based on \mathfrak{D}_{t-1} . We propose a frequentist analog based on the so-called confidence distribution (Xie and Singh, 2013). Here, we provide a basic overview of the approach; details for the up-front and sequential algorithms are in subsequent sections. Let $\boldsymbol{\theta}$ be the vector of parameters that, with a subject’s current history, determines a subject’s optimal treatment; e.g., under up-front randomization, $\boldsymbol{\theta} = (\theta^1, \dots, \theta^m)^T = \{\mathcal{V}(\mathbf{d}^1), \dots, \mathcal{V}(\mathbf{d}^m)\}^T$. Let $\hat{\mathcal{P}}_{\boldsymbol{\theta}, t}$ be the estimated confidence distribution for $\boldsymbol{\theta}$ at week t based on \mathfrak{D}_{t-1} , e.g., the estimated asymptotic distribution of some estimator $\hat{\boldsymbol{\theta}}_t$ for $\boldsymbol{\theta}$, and let $\tilde{\boldsymbol{\theta}}_t^b = (\tilde{\theta}_t^{1,b}, \dots, \tilde{\theta}_t^{m,b})^T$, $b = 1, \dots, B$, be independent draws from $\hat{\mathcal{P}}_{\boldsymbol{\theta}, t}$. Then for $j = 1, \dots, m$, $\hat{\rho}_t^j = B^{-1} \sum_{b=1}^B I\{\tilde{\theta}_t^{j,b} = \max(\tilde{\theta}_t^{1,b}, \dots, \tilde{\theta}_t^{m,b})\}$.

At the onset of a SMART, a burn-in period of nonadaptive randomization may be required from which to obtain an initial estimate of $\boldsymbol{\theta}$ and associated confidence distribution to be used for the first update of randomization probabilities. The burn-in may be characterized in terms of numbers of subjects who have completed each stage or the calendar time elapsed since the start of the trial; examples are presented in Section 5. In what follows, t^* is the calendar time at which burn-in is complete, so that adaptation starts at week $t = t^* + 1$.

3. Adaptive randomization for SMARTs using Thompson sampling

We now present the proposed up-front and sequential TS approaches to RAR for SMARTs. As above, under up-front randomization, subjects are randomized once, at enrollment, to an embedded regime, which they follow through all K stages. Thus, the “path” that a subject

will take through the trial is determined by \mathfrak{D}_{t-1} . Up-front randomization is logistically simpler but does not use additional data that have accumulated as the subject progresses through the trial. Up-front randomization is preferred when simplicity of implementation is a priority or when enrollment is expected to be slow relative to the time to progress through the trial, so that the amount of new data accumulating before a subject completes all K stages is modest. Under sequential randomization, subjects are randomized at each stage, so that up-to-date information from previous subjects informs randomization probabilities as a subject progresses, but involves greater logistical complexity.

3.1 Up-front randomization among regimes

To randomize newly-enrolled subjects at week t to the embedded regimes \mathbf{d}^j , $j = 1, \dots, m$, we require an estimator $\hat{\boldsymbol{\theta}}_t$ for $\boldsymbol{\theta} = (\theta^1, \dots, \theta^m)^T = \{\mathcal{V}(\mathbf{d}^1), \dots, \mathcal{V}(\mathbf{d}^m)\}^T$ based on \mathfrak{D}_{t-1} with which to construct a confidence distribution and thus randomization probabilities r_t^j . Aligned with standard methods for SMARTs, we focus on inverse probability weighted (IPW) and augmented IPW (AIPW) estimators for $\theta^1, \dots, \theta^m$ (Tsiatis et al., 2020, Sections 6.4.3-6.4.4). As we discuss in Section 4, under any form of RAR, the asymptotic distribution of these estimators based on the data at the end of the trial need not be normal; thus, we adapt the approach of Zhang et al. (2021b) and propose weighted versions of these estimators, where the weights are chosen so that the weighted estimators are asymptotically normal. For stratified sampling, the formulation applies within each stratum.

For subjects who enroll at week t , define $\eta_{t,1}(a_1, \mathbf{x}_1, \mathfrak{D}_{t-1}) = P(A_1 = a_1 | \mathbf{X}_1 = \mathbf{x}_1, \mathfrak{D}_{t-1}) = P(A_1 = a_1 | \mathbf{H}_1 = \mathbf{h}_1, \mathfrak{D}_{t-1})$ and, for $k = 2, \dots, K$, $\eta_{t,k}(a_k, \bar{\mathbf{x}}_k, \bar{\mathbf{a}}_{k-1}, \mathfrak{D}_{t-1}) = P(A_k = a_k | \bar{\mathbf{X}}_k = \bar{\mathbf{x}}_k, \bar{\mathbf{A}}_{k-1} = \bar{\mathbf{a}}_{k-1}, \mathfrak{D}_{t-1}) = P(A_k = a_k | \mathbf{H}_k = \mathbf{h}_k, \mathfrak{D}_{t-1})$. For regime \mathbf{d} , let $\bar{d}_1(\mathbf{x}_1) = d_1(\mathbf{x}_1)$, \dots , $\bar{d}_k(\bar{\mathbf{x}}_k) = [d_1(\mathbf{x}_1), d_2\{\bar{\mathbf{x}}_2, d_1(\mathbf{x}_1)\}, \dots, d_k\{\bar{\mathbf{x}}_k, \bar{d}_{k-1}(\bar{\mathbf{x}}_{k-1})\}]$, $k = 3, \dots, K$. For each \mathbf{d}^j , let $C^j = I\{\bar{\mathbf{A}}_K = \bar{d}_K^j(\bar{\mathbf{X}}_K)\}$ be the indicator that a subject's experience through all K stages is consistent with receiving treatment using \mathbf{d}^j . Each enrolled subject in \mathfrak{D}_{t-1} was ran-

domized at week $\tau \leq t-1$ based on $\mathfrak{D}_{\tau-1} \subseteq \mathfrak{D}_{t-1}$, thus using r_τ^j , $j = 1, \dots, m$. For each, define $\pi_{\tau,1}^j(\mathbf{x}_1) = \eta_{\tau,1}\{d_1^j(\mathbf{x}_1), \mathbf{x}_1, \mathfrak{D}_{\tau-1}\}$, $\pi_{\tau,k}^j(\bar{\mathbf{x}}_k) = \eta_{\tau,k}[d_k^j\{\bar{\mathbf{x}}_k, \bar{d}_{k-1}^j(\bar{\mathbf{x}}_{k-1})\}, \bar{\mathbf{x}}_k, \bar{d}_{k-1}^j(\bar{\mathbf{x}}_{k-1}), \mathfrak{D}_{\tau-1}]$, $k = 2, \dots, K$. The weighted IPW (WIPW) estimator for θ^j is

$$\hat{\theta}_t^{\text{WIPW},j} = \left[\sum_{i=1}^N \frac{W_{\tau_i}^j \Delta_{t-1,i} C_i^j}{\{\prod_{k=2}^K \pi_{\tau_i,k}^j(\bar{\mathbf{X}}_{k,i})\} \pi_{\tau_i,1}^j(\mathbf{X}_{1,i})} \right]^{-1} \sum_{i=1}^N \frac{W_{\tau_i}^j \Delta_{t-1,i} C_i^j Y_i}{\{\prod_{k=2}^K \pi_{\tau_i,k}^j(\bar{\mathbf{X}}_{k,i})\} \pi_{\tau_i,1}^j(\mathbf{X}_{1,i})}, \quad (1)$$

where W_τ^j is a weight depending on $\mathfrak{D}_{\tau-1}$ discussed further in Section 4. The denominator in each term in (1) can be interpreted as the propensity for receiving treatment consistent with \mathbf{d}^j through all K stages and depends on r_τ^j , $j = 1, \dots, m$. For example, in the cancer pain SMART with $K = 2$, let X_1 denote a patient's baseline pain score and $X_{2,1}$ their pain score at the end of stage 1, so that $\bar{\mathbf{X}}_2 = (X_1, X_{2,1})^T$, and let $X_{2,2} = I(X_{2,1} \leq 0.7 X_1)$ denote response status. For embedded regime \mathbf{d}^1 , under which a subject will receive $A_1 = 0$ and then $A_2 = 0$ if they respond to A_1 and $A_2 = 1$ otherwise, $C^1 = I(A_1 = 0, X_{2,2} = 1, A_2 = 0) + I(A_1 = 0, X_{2,2} = 0, A_2 = 1)$. Because regimes 1–4 assign $A_1 = 0$, $\pi_{\tau,1}^1(\mathbf{X}_1) = \sum_{j=1}^4 r_\tau^j$, and because regimes 1 and 2 assign $A_2 = 0$ to responders and regimes 1 and 4 assign $A_2 = 1$ to nonresponders, $\pi_{\tau,2}^1(\bar{\mathbf{X}}_2) = \{I(X_{2,2} = 1)(r_\tau^1 + r_\tau^2) + I(X_{2,2} = 0)(r_\tau^1 + r_\tau^4)\} / \sum_{j=1}^4 r_\tau^j$.

Usual AIPW estimators incorporate baseline and interim information (e.g., Tsiatis et al., 2020, Section 6.4.4) to gain efficiency over IPW estimators. Accordingly, we consider a class of weighted AIPW (WAIPW) estimators. Let $W_\tau^{A,j}$ be a weight depending on $\mathfrak{D}_{\tau-1}$; and $\bar{C}_k^j = I\{\bar{\mathbf{A}}_k = \bar{d}_k^j(\bar{\mathbf{X}}_k)\}$, $k = 1, \dots, K$, with $\bar{C}_0^j \equiv 1$. Estimators in the class are of the form

$$\hat{\theta}_t^{\text{WAIPW},j} = \left(\sum_{i=1}^N W_{\tau_i}^{A,j} \Delta_{t-1,i} \right)^{-1} \sum_{i=1}^N W_{\tau_i}^{A,j} \Delta_{t-1,i} \left(\frac{C_i^j Y_i}{\{\prod_{k=2}^K \pi_{\tau_i,k}^j(\bar{\mathbf{X}}_{k,i})\} \pi_{\tau_i,1}^j(\mathbf{X}_{1,i})} + \sum_{k=1}^K \left[\frac{\bar{C}_{k-1,i}^j}{\{\prod_{v=2}^{k-1} \pi_{\tau_i,v}^j(\bar{\mathbf{X}}_{v,i})\} \pi_{\tau_i,1}^j(\mathbf{X}_{1,i})} - \frac{\bar{C}_{k,i}^j}{\{\prod_{v=2}^k \pi_{\tau_i,v}^j(\bar{\mathbf{X}}_{v,i})\} \pi_{\tau_i,1}^j(\mathbf{X}_{1,i})} \right] L_k^j(\bar{\mathbf{X}}_{k,i}) \right), \quad (2)$$

where $L_k^j(\bar{\mathbf{x}}_k)$ is an arbitrary function of $\bar{\mathbf{x}}_k$ and \mathbf{d}^j , $k = 1, \dots, K$; and $\prod_{v=1}^0 \pi_{\tau,v}^j(\mathbf{x}_v) \equiv 1$.

The optimal choice is $L_k^j(\bar{\mathbf{x}}_k) = E\{Y^*(\mathbf{d}^j) | \bar{\mathbf{X}}_k = \bar{\mathbf{x}}_k, \bar{\mathbf{A}}_{k-1} = \bar{d}_{k-1}^j(\bar{\mathbf{x}}_{k-1})\}$, $k = 1, \dots, K$, which can be modeled and estimated by adapting the backward iterative scheme in Tsiatis et al. (2020, Section 6.4.2). Just as the denominators of each term in (1) and (2)

depend on r_τ^j , $j = 1, \dots, m$, based on $\mathfrak{D}_{\tau-1} \subseteq \mathfrak{D}_{t-1}$, the fitted models used to approximate the optimal $L_k^j(\bar{\mathbf{X}}_k)$ should be based on $\mathfrak{D}_{\tau-1}$. At stage K , define $Q_K(\bar{\mathbf{x}}_K, \bar{\mathbf{a}}_K) = E(Y | \bar{\mathbf{X}}_K = \bar{\mathbf{x}}_K, \bar{\mathbf{A}}_K = \bar{\mathbf{a}}_K)$ and $V_K^j(\bar{\mathbf{x}}_K, \bar{\mathbf{a}}_{K-1}) = Q_K\{\bar{\mathbf{x}}_K, \bar{\mathbf{a}}_{K-1}, d_K^j(\bar{\mathbf{x}}_K, \bar{\mathbf{a}}_{K-1})\}$. Posit a model $Q_K(\bar{\mathbf{x}}_K, \bar{\mathbf{a}}_K; \boldsymbol{\beta}_K)$ for $Q_K(\bar{\mathbf{x}}_K, \bar{\mathbf{a}}_K)$ indexed by $\boldsymbol{\beta}_K$, e.g., a linear or logistic model for continuous or binary Y , respectively. Let $\hat{\boldsymbol{\beta}}_{K,t}$ denote an estimator for $\boldsymbol{\beta}_K$ based on subjects in \mathfrak{D}_{t-1} for whom $\Delta_{t-1} = 1$, e.g., using least squares or maximum likelihood, and define $\hat{Q}_{K,t}(\bar{\mathbf{x}}_K, \bar{\mathbf{a}}_K) = Q_K(\bar{\mathbf{x}}_K, \bar{\mathbf{a}}_K; \hat{\boldsymbol{\beta}}_{K,t})$ and $\tilde{V}_{K,t}^j(\bar{\mathbf{x}}_K, \bar{\mathbf{a}}_{K-1}) = \hat{Q}_{K,t}\{\bar{\mathbf{x}}_K, \bar{\mathbf{a}}_{K-1}, d_K^j(\bar{\mathbf{x}}_K, \bar{\mathbf{a}}_{K-1})\}$. Recursively for $k = K-1, \dots, 1$, define $Q_k^j(\bar{\mathbf{x}}_k, \bar{\mathbf{a}}_k) = E\{V_{k+1}^j(\bar{\mathbf{X}}_{k+1}, \bar{\mathbf{A}}_k) | \bar{\mathbf{X}}_k = \bar{\mathbf{x}}_k, \bar{\mathbf{A}}_k = \bar{\mathbf{a}}_k\}$ and $V_k^j(\bar{\mathbf{x}}_k, \bar{\mathbf{a}}_{k-1}) = Q_k^j\{\bar{\mathbf{x}}_k, \bar{\mathbf{a}}_{k-1}, d_k^j(\bar{\mathbf{x}}_k, \bar{\mathbf{a}}_{k-1})\}$. Posit a model $Q_k^j(\bar{\mathbf{x}}_k, \bar{\mathbf{a}}_k; \boldsymbol{\beta}_k^j)$ indexed by $\boldsymbol{\beta}_k^j$, and obtain estimator $\hat{\boldsymbol{\beta}}_{k,t}^j$ based on subjects in \mathfrak{D}_{t-1} for whom $\Delta_{t-1} = 1$ by an appropriate regression method using as the outcome the pseudo outcomes $\tilde{V}_{k+1,t}^j(\bar{\mathbf{X}}_{k+1}, \bar{\mathbf{A}}_k) = \hat{Q}_{k+1,t}^j\{\bar{\mathbf{X}}_{k+1}, \bar{\mathbf{A}}_k, d_{k+1}^j(\bar{\mathbf{X}}_{k+1}, \bar{\mathbf{A}}_k)\}$, and let $\hat{Q}_{k,t}^j(\bar{\mathbf{x}}_k, \bar{\mathbf{a}}_k) = Q_k^j(\bar{\mathbf{x}}_k, \bar{\mathbf{a}}_k; \hat{\boldsymbol{\beta}}_{k,t}^j)$. As in Tsiatis et al. (2020, Section 6.4.2), these models may involve separate expressions for responders and nonresponders; and, if at stage k there is only one treatment option for a subject's history, Y (if $k = K-1$) or $\tilde{V}_{k+2,t}^j(\bar{\mathbf{X}}_{k+2}, \bar{\mathbf{A}}_{k+1})$ (if $k < K-1$) can be "carried back" in place of $\tilde{V}_{k+1,t}^j(\bar{\mathbf{X}}_{k+1}, \bar{\mathbf{A}}_k)$. For each i with $\Delta_{t-1,i} = 1$ in (2), substitute $Q_K\{\bar{\mathbf{X}}_{K,i}, \bar{d}_K^j(\bar{\mathbf{X}}_{K,i}); \hat{\boldsymbol{\beta}}_{K,\tau_i}^j\}$ and $Q_k^j\{\bar{\mathbf{X}}_{k,i}, \bar{d}_k^j(\bar{\mathbf{X}}_{k,i}); \hat{\boldsymbol{\beta}}_{k,\tau_i}^j\}$ for $L_K^j(\bar{\mathbf{X}}_{K,i})$ and $L_k^j(\bar{\mathbf{X}}_{k,i})$, $k = 1, \dots, K-1$, respectively.

As the basis for RAR, we propose using (1) or (2), with or without weights, to obtain estimators $\hat{\theta}_t^j$ for $\theta^j = \mathcal{V}(\mathbf{d}^j)$, $j = 1, \dots, m$, based on \mathfrak{D}_{t-1} ; and take the estimated confidence distribution for $\boldsymbol{\theta}$ needed to obtain $\hat{\rho}_t^j$ to form r_t^j , $j = 1, \dots, m$, to be the asymptotic normal distribution for $\hat{\boldsymbol{\theta}}_t = \{\hat{\theta}_t^1, \dots, \hat{\theta}_t^m\}^T$ following from M-estimation theory (e.g., Tsiatis et al., 2020, Section 6.4.4), with the weights treated as fixed.

Basing confidence distributions and thus randomization probabilities at week t on (1) or (2) uses data only on subjects in \mathfrak{D}_{t-1} who have completed the trial, $\Delta_{t-1} = 1$. To exploit partial information on subjects still progressing through the trial at t , with $\Delta_{t-1} = 0$, it is

possible to develop a weighted version of the interim AIPW (IAIPW) estimator of Manschot, Laber, and Davidian (2023); see Appendix A. Simulations in Section 5 show negligible gains in performance over (1) or (2).

3.2 Sequential randomization based on the optimal regime

We propose methods for obtaining randomization probabilities at week t based on \mathfrak{D}_{t-1} to be used to assign treatments for subjects requiring randomization at t at any stage $k = 1, \dots, K$. Because the set of feasible treatments $\Psi_k(\mathbf{h}_k)$ for a subject with history \mathbf{h}_k at stage k may depend on \mathbf{h}_k , as when the sets of options for responders and nonresponders to previous treatment are different, randomization probabilities may be history dependent. The approach uses Q-learning for estimation of an optimal, individualized regime (e.g., Tsiatis et al., 2020, Section 7.4.1). We present the approach when Y is continuous and linear models are used; extensions to other outcomes and more flexible models are possible (Moodie et al., 2014).

Define the Q-functions $Q_K(\bar{\mathbf{x}}_K, \bar{\mathbf{a}}_K) = E(Y \mid \bar{\mathbf{X}}_K = \bar{\mathbf{x}}_K, \bar{\mathbf{A}}_K = \bar{\mathbf{a}}_K)$ and, for $k = K - 1, \dots, 1$, $Q_k(\bar{\mathbf{x}}_k, \bar{\mathbf{a}}_k) = E\{V_{k+1}(\bar{\mathbf{x}}_k, \mathbf{X}_{k+1}, \bar{\mathbf{a}}_k) \mid \bar{\mathbf{X}}_k = \bar{\mathbf{x}}_k, \bar{\mathbf{A}}_k = \bar{\mathbf{a}}_k\}$, where $V_k(\bar{\mathbf{x}}_k, \bar{\mathbf{a}}_{k-1}) = \max_{a_k \in \Psi_k(\bar{\mathbf{x}}_k, \bar{\mathbf{a}}_{k-1})} Q_k(\bar{\mathbf{x}}_k, \bar{\mathbf{a}}_{k-1}, a_k)$, $k = 1, \dots, K$. Posit models $Q_k(\bar{\mathbf{x}}_k, \bar{\mathbf{a}}_k; \boldsymbol{\beta}_k) = \boldsymbol{\phi}_k(\bar{\mathbf{x}}_k, \bar{\mathbf{a}}_k)^T \boldsymbol{\beta}_k$, where $\boldsymbol{\phi}_k(\bar{\mathbf{x}}_k, \bar{\mathbf{a}}_k)$ is a p_k -dimensional feature function, $k = 1, \dots, K$. Randomization probabilities are obtained via the following backward algorithm. At stage K , obtain $\hat{\boldsymbol{\beta}}_{K,t}$, the ordinary least squares (OLS) estimator based on subjects in \mathfrak{D}_{t-1} for whom $\Delta_{t-1} = 1$ and its estimated covariance matrix $\hat{\boldsymbol{\Sigma}}_{K,t} = \hat{\sigma}_{t,K}^2 \{ \sum_{i=1}^N \Delta_{t-1,i} \boldsymbol{\phi}_K(\bar{\mathbf{X}}_{K,i}, \bar{\mathbf{A}}_{K,i}) \boldsymbol{\phi}_K(\bar{\mathbf{X}}_{K,i}, \bar{\mathbf{A}}_{K,i})^T \}^{-1}$, $\hat{\sigma}_{K,t}^2 = N_t^{-1} \sum_{i=1}^N \Delta_{t-1,i} \{Y_i - \boldsymbol{\phi}_K(\bar{\mathbf{X}}_{K,i}, \bar{\mathbf{A}}_{K,i})^T \hat{\boldsymbol{\beta}}_{K,t}\}^2$, $N_t = \sum_{i=1}^N \Delta_{t-1,i}$. Based on these results, obtain the estimated confidence distribution $\hat{\mathcal{P}}_{\boldsymbol{\beta}_K,t}$ for $\boldsymbol{\beta}_K$ as described below. For $k = K - 1, \dots, 1$, define pseudo outcomes $\tilde{V}_{k+1,t}(\boldsymbol{\beta}_{k+1}) = \max_{a_{k+1} \in \Psi(\bar{\mathbf{x}}_{k+1}, \bar{\mathbf{a}}_k)} Q_{k+1}(\bar{\mathbf{X}}_{k+1}, \bar{\mathbf{A}}_k, a_{k+1}; \boldsymbol{\beta}_{k+1})$ for subjects in \mathfrak{D}_{t-1} with $\Delta_{t-1} = 1$. If a subject's history is such that $\Psi_{k+1}(\bar{\mathbf{X}}_{k+1}, \bar{\mathbf{A}}_k)$ comprises a single treatment option, $\tilde{V}_{k+1,t}(\boldsymbol{\beta}_{k+1})$ can be taken equal to the pseudo outcome

at step $k + 2$ or Y if $k = K - 1$. Obtain an estimator for β_k , $k = K - 1, \dots, 1$, by OLS as

$$\widehat{\beta}_{k,t}(\widehat{\beta}_{k+1,t}) = \operatorname{argmin}_{\beta} \sum_{i=1}^N \Delta_{t-1,i} \{ \widetilde{V}_{k+1,t,i}(\widehat{\beta}_{k+1,t}) - \phi_k(\overline{\mathbf{X}}_{k,i}, \overline{\mathbf{A}}_{k,i})^T \beta \}^2, \quad (3)$$

and estimated covariance matrix $\widehat{\Sigma}_{k,t}(\widehat{\beta}_{k+1,t}) = \widehat{\sigma}_{k,t}^2 \{ \sum_{i=1}^N \Delta_{t-1,i} \phi_k(\overline{\mathbf{X}}_{k,i}, \overline{\mathbf{A}}_{k,i}) \phi_k(\overline{\mathbf{X}}_{k,i}, \overline{\mathbf{A}}_{k,i})^T \}^{-1}$,

$\widehat{\sigma}_{k,t}^2(\widehat{\beta}_{k+1,t}) = N_t^{-1} \sum_{i=1}^N \Delta_{t-1,i} \{ \widetilde{V}_{k+1,t,i}(\widehat{\beta}_{k+1,t}) - \phi_k(\overline{\mathbf{X}}_{k,i}, \overline{\mathbf{A}}_{k,i})^T \widehat{\beta}_{k,t}(\widehat{\beta}_{k+1,t}) \}^2$. Based on these

results, obtain an estimated confidence distribution for $\widehat{\mathcal{P}}_{\beta_{k,t}}$ as described next. Note that,

if subjects enter the SMART by a random process, basing the fitted models on subjects in

\mathfrak{D}_{t-1} with Δ_{t-1} is reasonable, as these subjects are representative of the subject population.

Because $\widehat{\beta}_{K,t}$ is a standard OLS estimator, it is natural to approximate the confidence

distribution $\widehat{\mathcal{P}}_{\beta_{K,t}}$ for β_K by $\mathcal{N}(\widehat{\beta}_{K,t}, \widehat{\Sigma}_{K,t})$. However, because (3) is not a standard regression

problem, $\widehat{\beta}_{k,t}(\widehat{\beta}_{k+1,t})$, $k < K$, is a nonregular estimator (Tsiatis et al., 2020, Section 10.4.1).

Thus, usual large sample theory does not apply and confidence intervals based on (unad-

justed) normal or bootstrap approximations need not achieve nominal coverage. Accordingly,

we obtain a confidence distribution $\widehat{\mathcal{P}}_{\beta_{k,t}}$ for β_k , $k = 1, \dots, K - 1$, in the spirit of a projection

interval (Laber et al., 2014), which faithfully represents the uncertainty in $\widehat{\beta}_{K-1,t}, \dots, \widehat{\beta}_{1,t}$.

We demonstrate this approach for $K = 3$. For final stage 3, draw a sample of size B_3 ,

$\widetilde{\beta}_{3,t}^1, \dots, \widetilde{\beta}_{3,t}^{B_3}$, say, from $\widehat{\mathcal{P}}_{\beta_{3,t}}$, the approximate normal sampling distribution $\mathcal{N}(\widehat{\beta}_{3,t}, \widehat{\Sigma}_{3,t})$ as

above. At stage 2, first draw a sample $\widetilde{\beta}_{3,t}^1, \dots, \widetilde{\beta}_{3,t}^{b_3}$ of size b_3 from $\widehat{\mathcal{P}}_{\beta_{3,t}}$. For each $\widetilde{\beta}_{3,t}^b$, form

pseudo outcomes $\widetilde{V}_{3,t,i}(\widetilde{\beta}_{3,t}^b) = \max_{a_3 \in \Psi(\overline{\mathbf{X}}_{3,i}, \overline{\mathbf{A}}_{2,i})} Q_3(\overline{\mathbf{X}}_{3,i}, \overline{\mathbf{A}}_{2,i}, a_3; \widetilde{\beta}_{3,t}^b)$ and obtain $\widehat{\beta}_{2,t}(\widetilde{\beta}_{3,t}^b)$

by OLS analogous to (3) with $k = 2$, and obtain $\widehat{\Sigma}_{2,t}(\widetilde{\beta}_{3,t}^b)$ similarly. Then draw a sample

$\widetilde{\beta}_{2,t}^1, \dots, \widetilde{\beta}_{2,t}^{b_2}$ from $\mathcal{N}\{\widehat{\beta}_{2,t}(\widetilde{\beta}_{3,t}^b), \widehat{\Sigma}_{2,t}(\widetilde{\beta}_{3,t}^b)\}$. The b_3 samples of size b_2 corresponding to each

$\widetilde{\beta}_{3,t}^b$, $b = 1, \dots, b_3$, collectively comprise a sample of size $B_2 = b_3 \times b_2$ from the confidence

distribution $\widehat{\mathcal{P}}_{\beta_{2,t}}$ for β_2 . At stage 1, again draw a sample $\widetilde{\beta}_{3,t}^1, \dots, \widetilde{\beta}_{3,t}^{b_3}$ from $\widehat{\mathcal{P}}_{\beta_{3,t}}$ and obtain

$\widehat{\beta}_{2,t}(\widetilde{\beta}_{3,t}^b)$ and $\widehat{\Sigma}_{2,t}(\widetilde{\beta}_{3,t}^b)$, $b = 1, \dots, b_3$, as above. Then draw a sample $\widetilde{\beta}_{2,t}^1, \dots, \widetilde{\beta}_{2,t}^{b_2}$ from

$\mathcal{N}\{\widehat{\beta}_{2,t}(\widetilde{\beta}_{3,t}^b), \widehat{\Sigma}_{2,t}(\widetilde{\beta}_{3,t}^b)\}$. For each of $\widetilde{\beta}_{2,t}^b$, $b = 1, \dots, b_2$, form pseudo outcomes $\widetilde{V}_{2,t,i}(\widetilde{\beta}_{2,t}^b) =$

$\max_{a_2 \in \Psi(\overline{\mathbf{X}}_{2,i}, A_{1,i})} Q_2(\overline{\mathbf{X}}_{2,i}, A_{1,i}, a_2; \widetilde{\beta}_{2,t}^b)$, and obtain $\widehat{\beta}_{1,t}(\widetilde{\beta}_{2,t}^b)$ by OLS analogous to (3) with

$k = 1$, and obtain $\widehat{\Sigma}_{t,1}(\widetilde{\beta}_{2,t}^b)$. Then draw a sample $\widetilde{\beta}_{1,t}^1, \dots, \widetilde{\beta}_{1,t}^{b_1}$ from $\mathcal{N}\{\widehat{\beta}_{1,t}(\widetilde{\beta}_{2,t}^b), \widehat{\Sigma}_{1,t}(\widetilde{\beta}_{2,t}^b)\}$, $b = 1, \dots, b_2$. The $b_3 \times b_2$ samples of size b_1 corresponding to each combination of draws $\widetilde{\beta}_{3,t}^b, \widetilde{\beta}_{2,t}^{b'}$, $b = 1, \dots, b_3, b' = 1, \dots, b_2$, collectively comprise a sample of size $B_1 = b_3 \times b_2 \times b_1$ from the confidence distribution $\widehat{\mathcal{P}}_{\beta_{1,t}}$. This procedure is embarrassingly parallel, and as it involves only draws from a multivariate normal distribution, it is not computationally burdensome.

Having generated B_k draws from $\widehat{\mathcal{P}}_{\beta_{t,k}}$, $k = 1, \dots, K$, at week t , we can obtain beliefs, i.e., draws from approximate posterior distributions, which can be translated into randomization probabilities for subjects requiring treatment assignments at any stage $k = 1, \dots, K$ at week t . Because the Q -functions depend on patient history, the randomization probabilities under TS can vary across subjects at a given time even if their feasible treatments are the same. To see this, suppose that there are s_k feasible sets of treatments at stage k , denoted by $\zeta_k^u = \{a_k^{1,u}, \dots, a_k^{m_k^u, u}\}$, $u = 1, \dots, s_k$. Further, suppose that there are $\ell_{k,t}$ subjects requiring randomization at stage k at week t and that $\ell_{k,t}^u$ are eligible for the u th feasible set. For the u th feasible set, randomization probabilities can be obtained for each subject $v = 1, \dots, \ell_{k,t}^u$ by defining the belief for $a_k^{j,u}$, $j = 1, \dots, m_k^u$, depending on \mathfrak{D}_{t-1} for subject v as $\widehat{\rho}_{t,v}^{j,k,u} = B_k^{-1} \sum_{b=1}^{B_k} I\{a_k^{j,u} = \operatorname{argmax}_{a \in \zeta_k^u} Q_k(\overline{\mathbf{X}}_{k,v}, \overline{\mathbf{A}}_{k-1,v}, a; \widetilde{\beta}_{k,t}^b)\}$, from which randomization probabilities for subject v are obtained. If the Q -function model depends on the history $\mathbf{h}_k = (\overline{\mathbf{x}}_k, \overline{\mathbf{a}}_{k-1})$ only through the components such as previous treatment and response status that dictate the feasible set, then this approach will yield the same probabilities for all $\ell_{k,t}^u$ subjects. Otherwise, randomization probabilities will be individual-specific, depending on covariate and treatment information in addition to \mathfrak{D}_{t-1} , which could be logistically complex. A second approach is to consider all $(m_k^u)^{\ell_{k,t}^u}$ possible configurations for assigning the options in ζ_k^u to the $\ell_{k,t}^u$ subjects and define the beliefs and thus randomization probabilities based on the configuration that maximizes the average k th Q -function across subjects. Letting Λ_k^u be the set of all possible configurations, writing the j th configuration as $\mathbf{a}^j = (a_1^j, \dots, a_{\ell_{k,t}^u}^j)$,

define $\widehat{\rho}_t^{j,k,u} = B_k^{-1} \sum_{b=1}^{B_k} I \left\{ \mathbf{a}^j = \operatorname{argmax}_{\mathbf{a} \in \Lambda_k^u} (\ell_{k,t}^u)^{-1} \sum_{v=1}^{\ell_{k,t}^u} Q_k(\overline{\mathbf{X}}_{k,v}, \overline{\mathbf{A}}_{k-1,v}, \mathbf{a}; \widetilde{\boldsymbol{\beta}}_{k,t}^b) \right\}$. Simulation experiments (not shown here) suggest that the two approaches perform similarly.

4. Post-Trial Inference

Although the potential outcomes \mathcal{W}_i^* , $i = 1, \dots, N$, are independent and identically distributed (i.i.d.), under any form of RAR, the observed data are not, as the randomization probabilities are functions of the past data \mathfrak{D}_{t-1} (Zhang et al., 2021b). Thus, post-trial evaluation of $\mathcal{V}(\mathbf{d}^1), \dots, \mathcal{V}(\mathbf{d}^m)$ based on the usual unweighted IPW or AIPW estimators is potentially problematic, as standard asymptotic theory for these estimators, which assumes i.i.d. data, does not apply (e.g., Bibaut et al., 2021; Zhang et al., 2021a). Thus, we adapt the approach of Zhang et al. (2021b) and choose the weights in (1) and (2) so that asymptotic normality for these estimators can be established via the martingale central limit theorem. We sketch the rationale; details are given in Appendix B.

To emphasize the key ideas, consider a simplified setting in which a fixed number of subjects, n , enrolls at each week and $T \rightarrow \infty$, so that the total number of subjects $N = nT \rightarrow \infty$. To simplify notation, take $n = 1$. At the end of the trial, with all data complete, reindexing subjects by $t = 1, \dots, T$, for regime j , the estimators $\widehat{\theta}_T^{\text{WIPW},j}$ and $\widehat{\theta}_T^{\text{WAIPW},j}$, say, are solutions in θ^j to an estimating equation $\sum_{t=1}^T M_t^j(\overline{\mathbf{X}}_{K,t}, \overline{\mathbf{A}}_{K,t}, Y_t; \theta^j) = 0$; e.g., for (1),

$$M_t^j(\overline{\mathbf{X}}_{K,t}, \overline{\mathbf{A}}_{K,t}, Y_t; \theta^j) = \frac{W_t^j C_t^j}{\left\{ \prod_{k=2}^K \pi_{t,k}^j(\overline{\mathbf{X}}_{k,t}) \right\} \pi_{t,1}^j(\mathbf{X}_{1,t})} (Y_t - \theta^j). \quad (4)$$

Critical to the proof is that the weights W_t^j and $W_t^{A,j}$ are chosen so that (i) the estimating equations remain conditionally unbiased, $E\{M_t^j(\overline{\mathbf{X}}_{K,t}, \overline{\mathbf{A}}_{K,t}, Y_t; \theta^j) | \mathfrak{D}_{t-1}\} = 0$, and (ii) the variance is stabilized, $E[\{M_t^j(\overline{\mathbf{X}}_{K,t}, \overline{\mathbf{A}}_{K,t}, Y_t; \theta^j)\}^2 | \mathfrak{D}_{t-1}] = \sigma^2 > 0$ for all t . Writing $\widehat{\theta}_T^j$ to denote either estimator and defining $\delta_T^j = T^{-1} \sum_{t=1}^T \partial / \partial \theta^j \{M_t^j(\overline{\mathbf{X}}_{K,t}, \overline{\mathbf{A}}_{K,t}, Y; \theta^j)\}_{\theta^j = \widehat{\theta}_T^j}$ and $(\sigma_T^j)^2 = T^{-1} \sum_{t=1}^T M_t^j(\overline{\mathbf{X}}_{K,t}, \overline{\mathbf{A}}_{K,t}, Y_t; \widehat{\theta}_T^j)^2$, we argue in Appendix B that, under standard regularity conditions, $\widehat{\theta}_{T,j} \xrightarrow{p} \theta^j$ and

$$\delta_T^j (\sigma_T^j)^{-1} T^{1/2} (\widehat{\theta}_T^j - \theta^j) \xrightarrow{D} \mathcal{N}(0, 1). \quad (5)$$

In Section 5, we use (5) to construct confidence intervals and bounds for θ^j , $j = 1, \dots, m$.

We sketch arguments for the WIPW estimator to show that (i) holds and how to choose the weights to guarantee (ii); see Appendix B for details and arguments for the WAIPW estimator. Define $\overline{\mathbf{X}}_k^*(\mathbf{d}^j) = \{\mathbf{X}_1, \mathbf{X}_2^*(\mathbf{d}^j), \dots, \mathbf{X}_k^*(\mathbf{d}^j)\}$, $k = 1, \dots, K$, and write $\pi_t^{*,j}\{\overline{\mathbf{X}}_K^*(\mathbf{d}^j)\} = \prod_{k=2}^K \pi_{t,k}^j\{\overline{\mathbf{X}}_k^*(\mathbf{d}^j)\}\pi_{t,1}^j(\mathbf{X}_1)$. When $C_t^j = 1$, $Y_t = Y^*(\mathbf{d}^j)$, $\overline{\mathbf{X}}_{K,t} = \overline{\mathbf{X}}_K^*(\mathbf{d}^j)$, so that (i) is

$$\begin{aligned} E\{M_t^j(\overline{\mathbf{X}}_{K,t}, \overline{\mathbf{A}}_{K,t}, Y_t; \theta^j) | \mathfrak{D}_{t-1}\} &= W_t^j E \left[\frac{C_t^j}{\pi_t^{*,j}\{\overline{\mathbf{X}}_K^*(\mathbf{d}^j)\}} \{Y^*(\mathbf{d}^j) - \theta^j\} \middle| \mathfrak{D}_{t-1} \right] \\ &= W_t^j E \left[\frac{E(C_t^j | \mathcal{W}^*, \mathfrak{D}_{t-1})}{\pi_t^{*,j}\{\overline{\mathbf{X}}_K^*(\mathbf{d}^j)\}} \{Y^*(\mathbf{d}^j) - \theta^j\} \middle| \mathfrak{D}_{t-1} \right] = W_t^j E\{Y^*(\mathbf{d}^j) - \theta^j\} = 0, \end{aligned}$$

because, as in Tsiatis et al. (2020, Section 6.4.3), $E(C_t^j | \mathcal{W}^*, \mathfrak{D}_{t-1}) = \pi_t^{*,j}\{\overline{\mathbf{X}}_K^*(\mathbf{d}^j)\}$, and \mathcal{W}^* and thus $Y^*(\mathbf{d}^j)$ is independent of \mathfrak{D}_{t-1} . Using similar manipulations,

$$E\{M_t^j(\overline{\mathbf{X}}_{K,t}, \overline{\mathbf{A}}_{K,t}, Y_t; \theta^j)^2 | \mathfrak{D}_{t-1}\} = (W_t^j)^2 E \left[\frac{\{Y^*(\mathbf{d}^j) - \theta^j\}^2}{\pi_t^{*,j}\{\overline{\mathbf{X}}_K^*(\mathbf{d}^j)\}} \middle| \mathfrak{D}_{t-1} \right]. \quad (6)$$

Thus, to ensure (ii), W_t^j should be chosen so that (6) is a constant depending only on j .

We demonstrate the choice of W_t^j in practice for regime 1 of the cancer pain SMART, $K = 2$, and up-front randomization. From Section 3.1, letting $X_{2,2}^*(\mathbf{d}^1) = I\{X_{2,1}^*(\mathbf{d}^1) \leq 0.7 X_1\}$, $\pi_{t,1}^1(\mathbf{X}_1) = \pi_{t,1}^1 = \sum_{j=1}^4 r_t^j$, and $\pi_{t,2}^1\{\overline{\mathbf{X}}_2^*(\mathbf{d}^1)\} = I\{X_{2,2}^*(\mathbf{d}^1) = 1\}\pi_{t,2}^{1(1)} + I\{X_{2,2}^*(\mathbf{d}^1) = 0\}\pi_{t,2}^{1(0)}$, where $\pi_{t,2}^{1(1)} = (r_t^1 + r_t^2)/\pi_{t,1}^1$ and $\pi_{t,2}^{1(0)} = (r_t^3 + r_t^4)/\pi_{t,1}^1$. Then, using $\mathcal{W}^* \perp \mathfrak{D}_{t-1}$, (6) is

$$(W_{t,1})^2 \left(\frac{\mu^{1(1)}}{\pi_{t,2}^{1(1)} \pi_{t,1}^1} + \frac{\mu^{1(0)}}{\pi_{t,2}^{1(0)} \pi_{t,1}^1} \right), \quad \mu^{1(s)} = E[I\{X_{2,2}^*(\mathbf{d}^1) = s\}\{Y^*(\mathbf{d}^1) - \theta^1\}^2], \quad s = 0, 1. \quad (7)$$

Then, in the original notation, estimate $\mu_1^{1(s)}$ at week t by $\hat{\mu}_t^{1(s)} = N_t^{-1} \sum_{i=1}^N [\Delta_{t-1,i} I(X_{2,2,i} = s) C_i^1 (Y_i - \tilde{\theta}_t^1)^2 / \{\pi_{\tau_i,2}^{1(s)} \pi_{\tau_i,1}^1\}]$, $s = 0, 1$, based on \mathfrak{D}_{t-1} , where $\tilde{\theta}_t^1$ is an estimator for θ^1 using \mathfrak{D}_{t-1} (we use the unweighted IPW estimator). Setting (7) equal to a constant Ξ^1 , say, and defining $\hat{\Xi}_t^1 = \sum_{s=0}^1 \{\hat{\mu}_t^{1(s)} / (\pi_{t,2}^{1(s)} \pi_{t,1}^1)\}$, estimate Ξ^1 based on the burn-in data, for which $W_t^j \equiv 1$ and r_t^j , $j = 1, \dots, 8$, are fixed (nonadaptive) for $t \leq t^*$, by $\hat{\Xi}_{t^*}^1$. Then for $t \geq t^* + 1$, take $W_t^1 = (\hat{\Xi}_{t^*}^1 / \hat{\Xi}_t^1)^{1/2}$. See Appendix B for considerations for sequential RAR.

5. Simulation studies

5.1 Up-front randomization among embedded regimes

We present results of a simulation study involving 5000 Monte Carlo trials under a scenario mimicking the cancer pain SMART introduced in Section 1 in which subjects are randomized using various forms of up-front RAR as in Section 3.1. Each trial enrolls $N = 1000$ subjects, with enrollment times uniform over (integer) weeks 1-24. Upon enrollment, we draw baseline pain score $X_1 \sim \mathcal{N}(5, 1)$ and assign stage 1 treatment $A_1 \in \mathcal{A}_1 = \{0, 1\}$. Six weeks after A_1 is assigned, second-stage pain score is generated as $X_{2,1} = \gamma_{1,0} + \gamma_{1,1}X_1 + \gamma_{1,2}A_1 + \varepsilon_1$, where $\varepsilon_1 \sim \mathcal{N}(0, 1)$, and response status after the first stage is $X_{2,2} = I(X_{2,1} < 0.7X_1)$, which, with A_1 , dictates the feasible subset of $\mathcal{A}_2 = \{0, 1, 2, 3, 4\}$ from which stage 2 treatment A_2 is assigned. Six weeks later, the outcome is generated as $Y = \gamma_{2,0} + \gamma_{2,1}X_1 + \gamma_{2,2}A_1 + \gamma_{2,3}X_{2,1} + \gamma_{2,4}I(A_2 = 1) + \gamma_{2,5}I(A_2 = 2) + \gamma_{2,6}I(A_2 = 3) + \gamma_{2,7}I(A_2 = 4) + \varepsilon_2$, where $\varepsilon_2 \sim \mathcal{N}(0, 1)$. With $\boldsymbol{\gamma}_1 = (\gamma_{1,0}, \gamma_{1,1}, \gamma_{1,2})^T = (0.00, 0.90, -1.50)^T$ and $\boldsymbol{\gamma}_2 = (\gamma_{2,0}, \dots, \gamma_{2,7}) = (0.00, 0.30, -0.75, 0.60, -0.25, -0.75, -0.75, -0.85)^T$, for the $m = 8$ embedded regimes defined in Figure 1, $\{\mathcal{V}(\mathbf{d}^1), \dots, \mathcal{V}(\mathbf{d}^8)\} = (\theta_1, \dots, \theta_8) = (-0.126, -0.374, -0.500, -0.251, -2.408, -2.401, -2.494, -2.501)$, so that regime 8 is optimal, as larger reductions in pain are desirable. The burn-in period ends at the time t^* when each of the $m = 8$ regimes has at least 25 subjects who have completed the trial with experience consistent with following the regime.

We compare the performance of up-front RAR using TS with $c_t = 0.5$ and 1 for all t based on the WIPW and WAIPW estimators (1) and (2) and the unweighted IAIPW estimator to that of simple, uniform randomization (SR) among the eight embedded regimes. For each TS variant, at any t we impose clipping constants of 0.05 and 0.95, so if $r_t^j < 0.05$ for any $j = 1, \dots, 8$, set $r_t^j = 0.05$ (and likewise for 0.95), and then normalize r_t^j , $j = 1, \dots, 8$, to sum to one. In the WAIPW and IAIPW estimators, $Q_2(\bar{\mathbf{x}}_2, \bar{\mathbf{a}}_2; \boldsymbol{\beta}_2) = \beta_{2,0} + \beta_{2,1}x_1 +$

$\beta_{2,2}I(a_1 = 1) + \beta_{2,3}x_{2,1} + \beta_{2,4}I(a_2 = 1) + \beta_{2,5}I(a_2 = 2) + \beta_{2,6}I(a_2 = 3) + \beta_{2,7}I(a_2 = 4)$ and $Q_1^j(x_1, a_1; \beta_1^j) = \beta_{1,0}^j + \beta_{1,1}^j x_1 + \beta_{1,2}^j a_1 + \beta_{1,3}^j x_1 a_1$.

Results are displayed in Table 1. To evaluate how TS improves in-trial outcomes, we report Monte Carlo average outcome across individuals in the trial; average proportion of subjects assigned $A_1 = 1$, the optimal first-stage treatment; and average proportion of subjects who were consistent with the optimal regime within the trial. Outcomes are improved using TS over SR, with TS resulting in lower average outcome and higher rates of assigning optimal stage 1 treatment and optimal regime. More aggressive adaptation, $c_t = 1$, yields more favorable results than $c_t = 0.5$ when using any estimator. Results are more favorable for WAIPW- and IAIPW-based randomization, as those estimators exploit covariate information, with the gains mostly at stage 2. Using weighted vs. unweighted estimators yields modest in-trial improvements.

[Table 1 about here.]

To evaluate post-trial performance, Table 1 shows the proportion of trials where \mathbf{d}^8 is correctly identified as optimal and the mean-squared error (MSE) for $\hat{\theta}^8$ based on the final data at the end of the trial. Relative to SR, using RAR based on any of the estimators generally identifies optimal regimes at higher rates. Performance of 95% confidence intervals and lower/upper confidence bounds for the true value based on the asymptotic theory in Section 4 is presented for $\mathcal{V}(\mathbf{d}^8)$; that for other regimes is qualitatively similar. Regardless of randomization scheme, the nominal level is achieved in almost every case. Figure 2 shows the distribution of the 5000 centered and scaled final value estimates $\hat{\theta}^j$, $j = 1, 8$, obtained using the IPW, AIPW, WIPW, and WAIPW estimators based on RAR using the WAIPW estimator with $c_t = 1$; those for other schemes are similar. As found by Zhang et al. (2021b) and others, unweighted estimators result in mildly skewed distributions, while weighted estimators yield approximate standard normality. Overall, the results suggest that

the weighted estimators effect the desired adjustment to yield asymptotic normality. These observations hold over all simulation scenarios we have tried with continuous and binary outcomes, including where several regimes have the same or similar values, under which departures from normality may be particularly problematic (e.g., Hadad et al., 2021).

[Figure 2 about here.]

5.2 Sequential randomization at each stage based on optimal regimes

We report on a simulation study involving 5000 Monte Carlo trials under the two-stage scenario in Section 5.1 to compare the Q-learning-based sequential RAR approach using TS in Section 3.2 with $c_t = 0.25, 0.50, 0.75$ and 1 to SR and two SMART-AR methods proposed by Cheung et al. (2014), a conservatively-tuned (AR-1) and a more aggressive (AR-2) version. To implement all RAR methods, we posit linear models $Q_2(\bar{\mathbf{x}}_2, \bar{\mathbf{a}}_2; \boldsymbol{\beta}_2) = \beta_{2,0} + \beta_{2,1}x_1 + \beta_{2,2}I(a_1 = 1) + \beta_{2,3}x_{2,1} + \beta_{2,4}I(a_2 = 1) + \beta_{2,5}I(a_2 = 2) + \beta_{2,6}I(a_2 = 3) + \beta_{2,7}I(a_2 = 4)$ and $Q_1(x_1, a_1; \boldsymbol{\beta}_1) = \beta_{1,0} + \beta_{1,1}x_1 + \beta_{1,2}a_1$. For sequential RAR, we set $B_1 = b_2 \times b_1 = 32 \times 32 = 1024$ and $B_2 = 1000$. The tuning parameters for AR-1 are $b = 10, \tau = 0.5$ and $b = 100, \tau = 0.025$ for AR-2 and $\lambda_t = t^{-1}\tau^{(1-b)}$ for both; see Cheung et al. (2014). Clipping constants of 0.05 and 0.95 were imposed on all methods.

At each week, for each RAR method, newly-enrolled subjects are assigned stage 1 treatment using the same randomization probability. Already-enrolled subjects who have reached stage 2 at this week and require stage 2 randomization are partitioned into four groups based on $(a_1, x_{2,2}) = (0, 0), (0, 1), (1, 0), (1, 1)$. Within each group, randomization probabilities are calculated; thus, second-stage probabilities are specific to each stage 1 treatment-response status combination. For both AR methods, we use the sample average of X_1 to calculate the components that make up the stage 2 probabilities; see Cheung et al. (2014). The burn-in period ends at the time t^* when at least 25 subjects have completed the trial with experience consistent with each of the $m = 8$ embedded regimes.

Table 2 presents the results. As in Section 5.1, the sequential RAR method results in improved (over SR) in-trial outcomes on average by assigning optimal treatments and regimes at higher rates. The AR methods also improve on SR but are relatively conservative. We were unable to achieve more favorable results with differently-tuned versions of the AR method. For post-trial estimation, less-aggressive RAR identifies the optimal regime at higher rates than SR. The proposed method with $c_t = 1$ and 0.75 yields the best post-trial performance using any of the IPW, WIPW, AIPW, or WAIPW estimators but lower rate of identifying the optimal regime. As expected, the AIPW and WAIPW estimators are more efficient than the IPW and WIPW estimators. While the primary goal of the weighted estimators is to attain nominal coverage, an additional benefit is higher rates of identifying the optimal regime.

[Table 2 about here.]

Figure 3 shows the distributions of the 5000 centered and scaled final value estimates $\hat{\theta}^j$, $j = 1, 8$, based on sequential RAR using TS with $c_t = 1$ (plots for other methods and regimes are similar). For $\mathcal{V}(\mathbf{d}^8)$, the weighted estimators are approximately normal while the unweighted estimators are slightly left skewed; for $\mathcal{V}(\mathbf{d}^1)$, the unweighted estimators are nonnormal, and the weighted estimators are improved, although the variance is larger than one. We attribute this behavior to undersampling of \mathbf{d}^1 , the least effective regime; the issue is less pronounced for less aggressive randomization. Coverage of confidence intervals and bounds for $\mathcal{V}(\mathbf{d}^8)$ is mildly improved for the weighted estimators. Because of the left skew, there is notable upper confidence bound undercoverage and lower bound overcoverage for the unweighted estimators.

[Figure 3 about here.]

6. Discussion

We have proposed methods for RAR in SMARTs using TS, where randomization can be up-front to regimes embedded in the trial or performed sequentially at each stage. Simulation studies demonstrate the benefits over nonadaptive randomization: improved outcomes for subjects in the trial, improved ability to identify an optimal regime, and little or no effect on post-trial inference on embedded regimes. Choice of damping constant can dramatically change the aggressiveness of TS; thus, the specific features and goals of a SMART should be considered when specifying this parameter. When randomization is up-front, the choice of estimator on which to base TS has some effect on performance; WAIPW and AIPW estimators are more aggressive than WIPW and IPW estimators. SMART-AR methods also yield good in- and post-trial performance; however, the tuning parameters are less intuitive and effective. For any SMART, we recommend simulating multiple different adaptive randomization methods to see which best aligns with the trial goals.

The weighted versions of the IPW and AIPW estimators are preferred over the unweighted estimators for post-trial inference. Normalized weighted estimators have sampling distribution closer to standard normal, and yield improved coverage of confidence intervals and bounds and ability to identify optimal embedded regimes. When baseline and intermediate subject variables that are correlated with outcome are available, we recommend the WAIPW estimator for post-trial inference when using RAR of any type.

REFERENCES

- Agrawal, S. and Goyal, N. (2012). Analysis of Thompson sampling for the multi-armed bandit problem. In *JMLR Workshop and Conference Proceedings*, volume 23, pages 39.1–39.26. 25th Annual Conference on Learning Theory.
- Atkinson, A. C. and Biswas, A. (2013). *Randomised Response-Adaptive Designs in Clinical Trials*. Chapman and Hall/CRC Press, Boca Raton, Florida.

- Berry, D. (2011). Adaptive clinical trials in oncology. *Nature Reviews Clinical Oncology* **9**, 199–207.
- Berry, D. A. (2015). The brave new world of clinical cancer research: Adaptive biomarker-driven trials integrating clinical practice with clinical research. *Molecular Oncology* **9**, 951–959.
- Berry, D. A. and Fristedt, B. (1985). *Bandit Problems: Sequential Allocation of Experiments*. Chapman and Hall, London.
- Berry, S. M., Carlin, B. P., Lee, J. J., and Muller, P. (2010). *Bayesian Adaptive Methods for Clinical Trials*. Chapman and Hall/CRC Press, Boca Raton, Florida.
- Bibaut, A., Dimakopoulou, M., Kallus, N., Chambaz, A., and van der Laan, M. (2021). Post-contextual-bandit inference. *Advances in Neural Information Processing Systems* **34**, 28548–28559.
- Bigirumurame, T., Uwimpuhwe, G., and Wason, J. (2022). Sequential multiple assignment randomized trial studies should report all key components: a systematic review. *Journal of Clinical Epidemiology* **142**, 152–160.
- Cheung, Y. K., Chakraborty, B., and Davidson, K. W. (2014). Sequential multiple assignment randomized trial (SMART) with adaptive randomization for quality improvement in depression treatment program. *Biometrics* **71**, 450–459.
- Food and Drug Administration (2019). *Adaptive Designs for Clinical Trials of Drugs and Biologics*. Guidance for industry, November 2019, <https://www.fda.gov/media/78495/download>.
- Godambe, V. P. (1985). The foundations of finite sample estimation in stochastic processes. *Biometrika* **72**, 419–428.
- Godambe, V. P. and Heyde, C. C. (2010). Quasi-likelihood and optimal estimation. *International Statistical Review* **55**, 386–399.

- Hadad, V., Hirshberg, D. A., Zhan, R., Wager, S., and Athey, S. (2021). Confidence intervals for policy evaluation in adaptive experiments. *Proceedings of the National Academy of Sciences* **118**, e2014602118.
- Hall, P. and Heyde, C. C. (1980). *Martingale Limit Theory and its Application*. Academic Press, New York.
- Heyde, C. C. (1997). *Quasi-Likelihood and Its Application: A General Approach to Optimal Parameter Estimation*. Springer, New York.
- Hu, F. and Rosenberger, W. F. (2006). *The Theory of Response-Adaptive Randomization in Clinical Trials*. John Wiley and Sons, New York.
- Kidwell, K. M. (2014). SMART designs in cancer research: Past, present, and future. *Clinical Trials* **11**, 445–456.
- Kim, E. S., Herbst, R. S., Wistuba, I. I., Lee, J. J., Blumenschein, G. R., Tsao, A., Stewart, D. J., Hicks, M. E., Erasmus, J., Gupta, S., et al. (2011). The BATTLE trial: personalizing therapy for lung cancer. *Cancer Discovery* **1**, 44–53.
- Laber, E. B., Lizotte, D. J., Qian, M., Pelham, W. E., and Murphy, S. A. (2014). Dynamic treatment regimes: Technical challenges and applications. *Electronic Journal of Statistics* **8**,
- Lattimore, T. and Szepesvári, C. (2020). *Bandit Algorithms*. Cambridge University Press.
- Lavori, P. W. and Dawson, R. (2004). Dynamic treatment regimes: Practical design considerations. *Clinical Trials* **1**, 9–20.
- Liu, X., Deliu, N., and Chakraborty, B. (2023). Microrandomized trials: Developing just-in-time adaptive interventions for better public health. *American Journal of Public Health* **113**, 60–69.
- Lorenzoni, G., Petracci, E., Scarpi, E., Baldi, I., Gregori, D., and Nanni, O. (2023). Use of sequential multiple assignment randomized trials (smarts) in oncology: systematic review

- of published studies. *British Journal of Cancer* **128**, 1177–1188.
- Manschot, C., Laber, E., and Davidian, M. (2023). Interim monitoring of sequential multiple assignment randomized trials using partial information. *Biometrics* **79**, 2881–2894.
- Moodie, E. E., Dean, N., and Sun, Y. R. (2014). Q-learning: Flexible learning about useful utilities. *Statistics in Biosciences* **6**, 223–243.
- Murphy, S. A. (2005). An experimental design for the development of adaptive treatment strategies. *Statistics in Medicine* **24**, 1455–1481.
- Proschan, M. and Evans, S. (2020). Resist the temptation of response-adaptive randomization. *Clinical Infectious Diseases* **71**, 3002–3004.
- Russo, D., Roy, B. V., Kazerouni, A., Osband, I., and Wen, Z. (2018). A tutorial on Thompson sampling. *Foundations and Trends in Machine Learning* **11**, 1–96.
- Sheu, S. S. and Yao, Y. S. (1984). A strong law of large numbers for martingales. *Proceedings of the American Mathematical Society* **92**, 283–287.
- Somers, T. J., Winger, J. G., Fisher, H. M., Hyland, K. A., Davidian, M., Laber, E. B., and et al. (2023). Behavioral cancer pain intervention dosing: results of a sequential multiple assignment randomized trial. *PAIN* **164**, 1935–1941.
- Tewari, A. and Murphy, S. A. (2017). From ads to interventions: Contextual bandits in mobile health. In Rehg, J. M., Murphy, S. A., and Kuman, S., editors, *Mobile Health: Sensors, Analytic Methods, and Applications*, pages 495–517, New York. Springer.
- Thall, P. and Wathen, K. (2007). Practical Bayesian adaptive randomization in clinical trials. *European Journal of Cancer* **43**, 859–866.
- Thall, P. F., Fox, P. S., and Wathen, J. K. (2015). Some caveats for outcome adaptive randomization in clinical trials. In Sverdiov, O., editor, *Modern Adaptive Randomized Clinical Trials: Statistical and Practical Aspects*, pages 287–305, Boca Raton, Florida. Chapman and Hall/CRC Press.

- Thompson, W. R. (1933). On the likelihood that one unknown probability exceeds another in view of the evidence of two samples. *Biometrika* **25**, 285–294.
- Tsiatis, A. A. (2006). *Semiparametric Theory and Missing Data*. Springer, New York.
- Tsiatis, A. A., Davidian, M., Holloway, S., and Laber, E. B. (2020). *Dynamic Treatment Regimes: Statistical Methods for Precision Medicine*. Chapman and Hall/CRC Press, Boca Raton, Florida.
- Viele, K., Broglio, K., McGlothlin, A., and Saville, B. R. (2020). Comparison of methods for control allocation in multiple arm studies using response adaptive randomization. *Clinical Trials* **17**, 52–60.
- Villar, S. S., Bowden, J., and Wason, J. (2015). Multi-armed bandit models for the optimal design of clinical trials: Benefits and challenges. *Statistical Science* **30**, 199–215.
- Villar, S. S., Robertson, D. S., and Rosenberger, W. F. (2021). The temptation of overgeneralizing response-adaptive randomization. *Clinical Infectious Diseases* **73**, e842.
- Wang, H. and Yee, D. (2019). I-SPY 2: a neoadjuvant adaptive clinical trial designed to improve outcomes in high-risk breast cancer. *Current Breast Cancer Reports* **11**, 303–310.
- Wang, J., Wu, L., and Wahed, A. S. (2022). Adaptive randomization in a two-stage sequential multiple assignment randomized trial. *Biostatistics* **23**, 1182–1199.
- Xie, M. and Singh, K. (2013). Confidence distribution, the frequentist distribution estimator of a parameter: A review. *International Statistical Review* **81**, 3–39.
- Zhang, K. W., Janson, L., and Murphy, S. A. (2021a). Inference for batched bandits. *arXiv preprint arXiv:2002.03217*.
- Zhang, K. W., Janson, L., and Murphy, S. A. (2021b). Statistical inference with M-estimators on adaptively collected data. *Advances in Neural Information Processing Systems* **34**, 7460–7471.

APPENDIX A: INTERIM AIPW ESTIMATOR

A limitation of using the WIPW or WAIPW estimators as the basis for updating randomization probabilities is that only the data on subjects in \mathfrak{D}_{t-1} who have completed the trial and have Y observed are used. Thus, partial information from subjects still progressing through the trial is ignored. To make use of this information, we adopt the Interim AIPW (IAIPW) estimator of Manschot, Laber, and Davidian (2023), which is derived by viewing the partial information through the lens of monotone coarsening (Tsiatis, 2006).

We present the estimator in the case where $K = 2$ and $n_{t-1} = \sum_{i=1}^N \Gamma_{t-1,i}$; a general formulation is presented in Manschot et al. (2023). In this setting, the weighted IAIPW (WIAIPW) estimator for $\theta^j = \mathcal{V}(\mathbf{d}^j)$ based on \mathfrak{D}_{t-1} is

$$\begin{aligned} \hat{\theta}_t^{WIAIPW,j} = n_{t-1}^{-1} \sum_{i=1}^N \Gamma_{t-1,i} W_{\tau_i}^j & \left[\frac{\Delta_{t-1,i} C_i^j Y_i}{\pi_{\tau_i,2}^j(\bar{\mathbf{X}}_{2,i}) \pi_{\tau_i,1}^j(\mathbf{X}_{1,i}) \hat{\nu}_{\Delta,t-1}} + \left\{ 1 - \frac{\bar{C}_{1,i}^j I(\kappa_{t-1,i} = 2)}{\pi_{\tau_i,1}^j(\mathbf{X}_{1,i}) \hat{\nu}_{2,t-1}} \right\} L_1^j(\mathbf{X}_{1,i}) \right. \\ & \left. + \left\{ \frac{\bar{C}_{1,i}^j I(\kappa_{t-1,i} = 2)}{\pi_{\tau_i,1}^j(\mathbf{X}_{1,i}) \hat{\nu}_{2,t-1}} - \frac{\Delta_{t-1,i} C_i^j}{\pi_{\tau_i,2}^j(\bar{\mathbf{X}}_{2,i}) \pi_{\tau_i,1}^j(\mathbf{X}_{1,i}) \hat{\nu}_{\Delta,t-1}} \right\} L_2^j(\bar{\mathbf{X}}_{2,i}) \right], \end{aligned}$$

where $\hat{\nu}_{\Delta,t-1} = \sum_{i=1}^N \Delta_{t-1,i}/n_{t-1}$ and $\hat{\nu}_{2,t-1} = \sum_{i=1}^N \Gamma_{t-1,i} I(\kappa_{t-1,i} = 2)/n_{t-1}$ are estimators for $P(\Delta_{t-1} = 1 | \Gamma_{t-1} = 1, \mathfrak{D}_{t-1})$ and $P(\kappa_{t-1} = 2 | \Gamma_{t-1} = 1, \mathfrak{D}_{t-1})$, $W_{\tau_i}^j$ is a weight, and $L_k^j(\bar{\mathbf{x}}_k)$, $k = 1, 2$, are arbitrary functions of $\bar{\mathbf{x}}_k$. The efficient choice for the functions $L_k^j(\bar{\mathbf{x}}_k)$, $k = 1, 2$ are derived from the Q -functions which can be modeled and estimated based on a backward iterative scheme similar to that presented for the WAIPW estimator, with modifications to the definition of the pseudo outcomes for subjects in \mathfrak{D}_{t-1} who have not yet completed the trial; see Manschot et al. (2023). As for (1) and (2), the sampling distribution of $\hat{\boldsymbol{\theta}}_t^{WIAIPW} = (\hat{\theta}_t^{WIAIPW,1}, \dots, \hat{\theta}_t^{WIAIPW,m})^T$ can be approximated using large sample theory analogous to that presented in the following two sections. The general form of the weights is complex and in preliminary simulations, weighted versions of the estimators did not outperform a version where the weights are one for all τ . Due to this, the simulations in Section 5 only use the

unweighted IAIPW as a basis for randomization for simplicity. Moreover, we did not find the added precision from using partial information to have a notable impact in randomization.

APPENDIX B: THEORY ON WEIGHTED ESTIMATORS

Overview

We use the theory for Martingale estimating functions (Godambe, 1985; Heyde, 1997; Godambe and Heyde, 2010, MEFs) to characterize the asymptotic behavior of our post-trial estimator under Thompson Sampling. For completeness, we state and prove the results we will use.

Suppose that we observe the first T elements of a discrete-time stochastic process, $\mathbf{Z}_t, \dots, \mathbf{Z}_T$, taking values in \mathcal{Z} . In addition, suppose that the law of this stochastic process is P and our interest is in estimating $\boldsymbol{\theta}^* = \boldsymbol{\theta}(P) \in \Theta \subseteq \mathbb{R}^p$. We assume there exists an \mathbb{R}^p -valued process on Θ given by

$$\mathcal{M}_T(\boldsymbol{\theta}) = \sum_{t=1}^T \mathbf{M}_t(\boldsymbol{\theta}),$$

such that $\{\mathbf{M}_t(\boldsymbol{\theta}^*)\}_{t \geq 1}$ is a Martingale difference sequence with respect to the filtration $\{\mathcal{F}_t\}_{t \geq 1}$, i.e., $E\{\mathbf{M}_t(\boldsymbol{\theta}^*) | \mathcal{F}_{t-1}\} = 0$ with probability one for all $t \geq 1$. We construct an estimator $\hat{\boldsymbol{\theta}}_T$ as a root of $\mathcal{M}_T(\boldsymbol{\theta}) = 0$; more generally, it could be that no exact root exists for finite T and thus we select $\hat{\boldsymbol{\theta}}_T$ as a minimizer of $\|\mathcal{M}_T(\boldsymbol{\theta})\|_2$, where $\|\cdot\|_2$ denotes the Euclidean norm.

Consistency

We first consider conditions under which $\hat{\boldsymbol{\theta}}_T \xrightarrow{p} \boldsymbol{\theta}^*$. Define $\boldsymbol{\xi}_T(\boldsymbol{\theta}) = \sum_{t=1}^T \text{var}\{\mathbf{M}_t(\boldsymbol{\theta}) | \mathcal{F}_{t-1}\}$

We will make use of the following conditions.

(A0) $\{\mathbf{M}_t(\boldsymbol{\theta}^*)\}_{t \geq 1}$ is a Martingale difference sequence with respect to $\{\mathcal{F}_t\}_{t \geq 1}$.

(A1) $\mathcal{M}_T(\boldsymbol{\theta})$ is continuously differentiable for all $\boldsymbol{\theta} \in \Theta$ and $\nabla_{\boldsymbol{\theta}} \mathcal{M}_T(\boldsymbol{\theta})$ is invertible with probability one for all $\boldsymbol{\theta} \in \Theta$ provided T is sufficiently large.

(A2) The minimum eigenvalue of $\boldsymbol{\xi}_T(\boldsymbol{\theta}^*)$ satisfies $\lambda_{\min} \{\boldsymbol{\xi}_T(\boldsymbol{\theta}^*)\} \xrightarrow{p} \infty$, as $T \rightarrow \infty$.

(A3) For any $\boldsymbol{\theta} \in \Theta$

$$\sup_{\boldsymbol{\theta} \in \Theta} \left\| \left\{ \boldsymbol{\xi}_T^{-1/2}(\boldsymbol{\theta}^*) \nabla_{\boldsymbol{\theta}} \mathcal{M}_t(\boldsymbol{\theta}) \boldsymbol{\xi}_T^{-1/2}(\boldsymbol{\theta}^*) \right\}^{-1} \right\| = O_P(1).$$

(A4) $\boldsymbol{\xi}_T^{-1/2}(\boldsymbol{\theta}^*) \mathcal{M}_T(\boldsymbol{\theta}^*) = O_P(1)$.

THEOREM 1: Assume (A0)-(A4) and suppose that $\widehat{\boldsymbol{\theta}}_t$ satisfies $\mathcal{M}_t(\widehat{\boldsymbol{\theta}}_t) = o_P(1)$, then $\widehat{\boldsymbol{\theta}}_T \xrightarrow{p} \boldsymbol{\theta}^*$ as $T \rightarrow \infty$.

Proof. Using a Taylor's expansion write

$$\mathcal{M}_T(\widehat{\boldsymbol{\theta}}_T) = \mathcal{M}_T(\boldsymbol{\theta}^*) + \nabla_{\boldsymbol{\theta}} \mathcal{M}_T(\bar{\boldsymbol{\theta}}_T) \left(\widehat{\boldsymbol{\theta}}_T - \boldsymbol{\theta}^* \right),$$

where $\bar{\boldsymbol{\theta}}_T$ is an intermediate point between $\widehat{\boldsymbol{\theta}}_T$ and $\boldsymbol{\theta}^*$. Using (A1), we can re-arrange the above expression to obtain

$$\begin{aligned} \widehat{\boldsymbol{\theta}}_T &= \boldsymbol{\theta}^* + \left\{ \nabla_{\boldsymbol{\theta}} \mathcal{M}_T(\bar{\boldsymbol{\theta}}_T) \right\}^{-1} \left\{ \mathcal{M}_T(\widehat{\boldsymbol{\theta}}_T) - \mathcal{M}_T(\boldsymbol{\theta}^*) \right\} \\ &= \boldsymbol{\theta}^* + \left\{ \boldsymbol{\xi}_T^{1/2}(\boldsymbol{\theta}^*) \boldsymbol{\xi}_T^{-1/2}(\boldsymbol{\theta}^*) \nabla_{\boldsymbol{\theta}} \mathcal{M}_T(\bar{\boldsymbol{\theta}}_T) \boldsymbol{\xi}_T^{-1/2}(\boldsymbol{\theta}^*) \boldsymbol{\xi}_T^{1/2}(\boldsymbol{\theta}^*) \right\}^{-1} \left\{ \mathcal{M}_T(\widehat{\boldsymbol{\theta}}_T) - \mathcal{M}_T(\bar{\boldsymbol{\theta}}_T) \right\} \\ &= \boldsymbol{\theta}^* + \boldsymbol{\xi}_T^{-1/2}(\boldsymbol{\theta}^*) \left\{ \boldsymbol{\xi}_T^{-1/2}(\boldsymbol{\theta}^*) \nabla_{\boldsymbol{\theta}} \mathcal{M}_T(\bar{\boldsymbol{\theta}}_T) \boldsymbol{\xi}_T^{-1/2}(\boldsymbol{\theta}^*) \right\}^{-1} \boldsymbol{\xi}_T^{-1/2}(\boldsymbol{\theta}^*) \left\{ \mathcal{M}_T(\widehat{\boldsymbol{\theta}}_T) - \mathcal{M}_T(\boldsymbol{\theta}^*) \right\}. \end{aligned}$$

From the minimum eigenvalue condition $\|\boldsymbol{\xi}_T^{-1/2}(\boldsymbol{\theta}^*)\|_F = o_P(1)$, where $\|\cdot\|_F$ is the Frobenius norm. Furthermore, from (A3) it follows that

$$\left\| \left\{ \boldsymbol{\xi}_T^{-1/2}(\boldsymbol{\theta}^*) \nabla_{\boldsymbol{\theta}} \mathcal{M}_T(\bar{\boldsymbol{\theta}}_T) \boldsymbol{\xi}_T^{-1/2}(\boldsymbol{\theta}^*) \right\}^{-1} \right\| = O_P(1).$$

Finally, we see that $\boldsymbol{\xi}_T^{-1/2}(\boldsymbol{\theta}^*) \mathcal{M}_T(\widehat{\boldsymbol{\theta}}_T)$ is the product of $o_P(1)$ terms and thus is $o_P(1)$, and $\boldsymbol{\xi}_T^{-1/2}(\boldsymbol{\theta}^*) \mathcal{M}_T(\boldsymbol{\theta}^*) = O_P(1)$ from (A4). Thus, we have shown $\widehat{\boldsymbol{\theta}}_T = \boldsymbol{\theta}^* + o_P(1)$.

Asymptotic Normality

To establish normality we replace (A4) with

(A5) Let \mathbf{I}_p denote the $p \times p$ identity matrix, $\boldsymbol{\xi}_T^{-1/2}(\boldsymbol{\theta}^*) \mathcal{M}_T(\boldsymbol{\theta}^*) \xrightarrow{D} \mathcal{N}(0, \mathbf{I}_p)$.

In addition, we assume the following conditions.

(A6) For any consistent estimator $\tilde{\boldsymbol{\theta}}_T \xrightarrow{p} \boldsymbol{\theta}^*$

$$\left\| \boldsymbol{\xi}_T^{-1/2}(\boldsymbol{\theta}^*) \left\{ \nabla_{\boldsymbol{\theta}} \mathcal{M}_T(\tilde{\boldsymbol{\theta}}_T) - \nabla_{\boldsymbol{\theta}} \mathcal{M}_T(\boldsymbol{\theta}^*) \right\} \boldsymbol{\xi}_T^{-1/2}(\boldsymbol{\theta}^*) \right\| \xrightarrow{p} 0,$$

as $T \rightarrow \infty$.

(A7) There exists fixed and positive definite matrix $\boldsymbol{\Sigma}$ such that

$$-\boldsymbol{\xi}_T^{-1/2}(\boldsymbol{\theta}^*) \nabla_{\boldsymbol{\theta}} \mathcal{M}_T(\boldsymbol{\theta}^*) \boldsymbol{\xi}_T^{-1/2}(\boldsymbol{\theta}^*) \xrightarrow{p} \boldsymbol{\Sigma},$$

as $T \rightarrow \infty$.

(A8) $\hat{\boldsymbol{\theta}}_T$ satisfies $\boldsymbol{\xi}_T^{-1/2}(\boldsymbol{\theta}^*) \mathcal{M}_T(\hat{\boldsymbol{\theta}}_T) \xrightarrow{p} 0$ as $T \rightarrow \infty$.

THEOREM 2: Assume (A0)-(A3) and (A5)-(A8), then $\boldsymbol{\Sigma} \boldsymbol{\xi}_T^{1/2}(\boldsymbol{\theta}^*) \left(\hat{\boldsymbol{\theta}}_T - \boldsymbol{\theta}^* \right) \xrightarrow{D} \mathcal{N}(0, \mathbf{I}_p)$

as $T \rightarrow \infty$.

Proof. As in our proof of consistency, we begin with a Taylor series expansion

$$\mathcal{M}_T(\hat{\boldsymbol{\theta}}_T) = \mathcal{M}_T(\boldsymbol{\theta}^*) + \nabla_{\boldsymbol{\theta}} \mathcal{M}_T(\bar{\boldsymbol{\theta}}_T) \left(\hat{\boldsymbol{\theta}}_T - \boldsymbol{\theta}^* \right),$$

where $\bar{\boldsymbol{\theta}}_T$ is an intermediate point between $\hat{\boldsymbol{\theta}}_T$ and $\boldsymbol{\theta}^*$. re-arranging terms yields

$$\begin{aligned} (\hat{\boldsymbol{\theta}}_T - \boldsymbol{\theta}^*) &= \left\{ \nabla_{\boldsymbol{\theta}} \mathcal{M}_T(\bar{\boldsymbol{\theta}}_T) \right\}^{-1} \left\{ \mathcal{M}_T(\hat{\boldsymbol{\theta}}_T) - \mathcal{M}_T(\boldsymbol{\theta}^*) \right\} \\ \Leftrightarrow \boldsymbol{\xi}_T^{1/2}(\boldsymbol{\theta}^*) (\hat{\boldsymbol{\theta}}_T - \boldsymbol{\theta}^*) &= \boldsymbol{\xi}_T^{1/2}(\boldsymbol{\theta}^*) \left\{ \boldsymbol{\xi}_T^{1/2}(\boldsymbol{\theta}^*) \boldsymbol{\xi}_T^{-1/2}(\boldsymbol{\theta}^*) \nabla_{\boldsymbol{\theta}} \mathcal{M}_T(\bar{\boldsymbol{\theta}}_T) \boldsymbol{\xi}_T^{-1/2}(\boldsymbol{\theta}^*) \boldsymbol{\xi}_T^{1/2}(\boldsymbol{\theta}^*) \right\}^{-1} \\ &\quad \times \left\{ \mathcal{M}_T(\hat{\boldsymbol{\theta}}_T) - \mathcal{M}_T(\boldsymbol{\theta}^*) \right\} \\ &= \left\{ \boldsymbol{\xi}_T^{-1/2}(\boldsymbol{\theta}^*) \nabla_{\boldsymbol{\theta}} \mathcal{M}_T(\bar{\boldsymbol{\theta}}_T) \boldsymbol{\xi}_T^{-1/2}(\boldsymbol{\theta}^*) \right\} \boldsymbol{\xi}_T^{-1/2}(\boldsymbol{\theta}^*) \left\{ \mathcal{M}_T(\hat{\boldsymbol{\theta}}_T) - \mathcal{M}_T(\boldsymbol{\theta}^*) \right\} \\ &= \left\{ -\boldsymbol{\xi}_T^{-1/2}(\boldsymbol{\theta}^*) \nabla_{\boldsymbol{\theta}} \mathcal{M}_T(\bar{\boldsymbol{\theta}}_T) \boldsymbol{\xi}_T^{-1/2}(\boldsymbol{\theta}^*) \right\}^{-1} \boldsymbol{\xi}_T^{-1/2}(\boldsymbol{\theta}^*) \mathcal{M}_T(\boldsymbol{\theta}^*) \\ &\quad + \left\{ \boldsymbol{\xi}_T^{-1/2}(\boldsymbol{\theta}^*) \nabla_{\boldsymbol{\theta}} \mathcal{M}_T(\bar{\boldsymbol{\theta}}_T) \boldsymbol{\xi}_T^{-1/2}(\boldsymbol{\theta}^*) \right\}^{-1} \boldsymbol{\xi}_T^{-1/2}(\boldsymbol{\theta}^*) \mathcal{M}_T(\hat{\boldsymbol{\theta}}_T) \\ &= \mathbf{Z}_T + \mathbf{E}_T. \end{aligned}$$

We show that $\mathbf{Z}_T \xrightarrow{D} \mathcal{N}(0, \boldsymbol{\Sigma}^{-1} \boldsymbol{\Sigma}^{-T})$ and that $\mathbf{E}_T = o_P(1)$, where $\boldsymbol{\Sigma}^{-T}$ is the transpose of

Σ^{-1} . To obtain the limit for \mathbf{Z}_T we write

$$\begin{aligned} \mathbf{Z}_T &= \left\{ -\boldsymbol{\xi}_T^{-1/2}(\boldsymbol{\theta}^*) \nabla_{\boldsymbol{\theta}} \mathcal{M}_T(\bar{\boldsymbol{\theta}}_T) \boldsymbol{\xi}_T^{-1/2}(\boldsymbol{\theta}^*) \right\}^{-1} \boldsymbol{\xi}_T^{-1/2}(\boldsymbol{\theta}^*) \mathcal{M}_T(\boldsymbol{\theta}^*) \\ &= \left[-\boldsymbol{\xi}_T^{-1/2}(\boldsymbol{\theta}^*) \nabla_{\boldsymbol{\theta}} \mathcal{M}_T(\boldsymbol{\theta}^*) \boldsymbol{\xi}_T^{-1/2}(\boldsymbol{\theta}^*) + \boldsymbol{\xi}_T^{-1/2}(\boldsymbol{\theta}^*) \left\{ \nabla_{\boldsymbol{\theta}} \mathcal{M}_T(\boldsymbol{\theta}^*) - \nabla_{\boldsymbol{\theta}} \mathcal{M}_T(\bar{\boldsymbol{\theta}}_T) \right\} \boldsymbol{\xi}_T^{-1/2}(\boldsymbol{\theta}^*) \right]^{-1} \\ &\quad \times \boldsymbol{\xi}_T^{-1/2}(\boldsymbol{\theta}^*) \mathcal{M}_T(\boldsymbol{\theta}^*), \end{aligned}$$

applying (A6), it follows that the term inside the square brackets is $\Sigma^{-1} + o_P(1)$ so that

$$\mathbf{Z}_T = \Sigma^{-1} \boldsymbol{\xi}_T^{1/2}(\boldsymbol{\theta}^*) \mathcal{M}_T(\boldsymbol{\theta}^*) + o_P(1) \xrightarrow{D} \mathcal{N}(0, \Sigma^{-1} \Sigma^{-T}).$$

It remains to show that $\mathbf{E}_T = o_P(1)$. From (A3) $\left\{ \boldsymbol{\xi}_T^{-1/2}(\boldsymbol{\theta}^*) \nabla_{\boldsymbol{\theta}} \mathcal{M}_T(\bar{\boldsymbol{\theta}}_T) \boldsymbol{\xi}_T^{-1/2}(\boldsymbol{\theta}^*) \right\}^{-1} = O_P(1)$. Furthermore, $\boldsymbol{\xi}_T^{-1/2}(\boldsymbol{\theta}^*) \mathcal{M}_T(\hat{\boldsymbol{\theta}}_T) = o_P(1)$ from (A8). This proves the result.

Choosing the Weights

WIPW Estimator After Up-Front Randomization

Consider the WIPW estimator for the value θ^j of j th embedded regime in (1) at the end of the trial under the conditions of Section 4, so that subjects are indexed by t . We require that the weights W_t^j be chosen as functions of \mathfrak{D}_{t-1} so that (i) the estimating equations are conditionally unbiased, $E\{M_t^j(\bar{\mathbf{X}}_{K,t}, \bar{\mathbf{A}}_{K,t}, Y_t; \theta^j) | \mathfrak{D}_{t-1}\} = 0$, and (ii) the variance is stabilized, $E[\{M_t^j(\bar{\mathbf{X}}_{K,t}, \bar{\mathbf{A}}_{K,t}, Y_t; \theta^j)\}^2 | \mathfrak{D}_{t-1}] = \sigma > 0$ for all t , where $M_t^j(\bar{\mathbf{X}}_{K,t}, \bar{\mathbf{A}}_{K,t}, Y_t; \theta^j)$ is the estimating function (4) given by

$$M_t^j(\bar{\mathbf{X}}_{K,t}, \bar{\mathbf{A}}_{K,t}, Y_t; \theta^j) = \frac{W_t^j C_t^j}{\left\{ \prod_{k=2}^K \pi_{t,k}^j(\bar{\mathbf{X}}_{k,t}) \right\} \pi_{t,1}^j(\mathbf{X}_{1,t})} (Y_t - \theta^j).$$

As in Section 4, take $\bar{\mathbf{X}}_k^*(\mathbf{d}^j) = \{\mathbf{X}_1, \mathbf{X}_2^*(\mathbf{d}^j), \dots, \mathbf{X}_k^*(\mathbf{d}^j)\}$, $k = 1, \dots, K$.

To show (i), when $C_t^j = 1$, the consistency assumption given in Section 2.1 implies that

$Y_t = Y^*(\mathbf{d}^j)$ and $\bar{\mathbf{X}}_{K,t} = \bar{\mathbf{X}}_K^*(\mathbf{d}^j)$. Thus, if W_t^j is a function of \mathfrak{D}_{t-1} ,

$$\begin{aligned}
& E\{M_t^j(\bar{\mathbf{X}}_{K,t}, \bar{\mathbf{A}}_{K,t}, Y_t; \theta^j) | \mathfrak{D}_{t-1}\} \\
&= W_t^j E \left[\frac{C_t^j \{Y^*(\mathbf{d}^j) - \theta^j\}}{\prod_{k=2}^K \pi_{t,k}^j \{\bar{\mathbf{X}}_k^*(\mathbf{d}^j)\} \pi_{t,1}^j(\mathbf{X}_1)} \middle| \mathfrak{D}_{t-1} \right] \\
&= W_t^j E \left(E \left[\frac{C_t^j \{Y^*(\mathbf{d}^j) - \theta^j\}}{\prod_{k=2}^K \pi_{t,k}^j \{\bar{\mathbf{X}}_k^*(\mathbf{d}^j)\} \pi_{t,1}^j(\mathbf{X}_1)} \middle| \mathcal{W}^*, \mathfrak{D}_{t-1} \right] \middle| \mathfrak{D}_{t-1} \right) \\
&= W_t^j E \left[\frac{E(C_t^j | \mathcal{W}^*, \mathfrak{D}_{t-1})}{\prod_{k=2}^K \pi_{t,k}^j \{\bar{\mathbf{X}}_k^*(\mathbf{d}^j)\} \pi_{t,1}^j(\mathbf{X}_1)} \{Y^*(\mathbf{d}^j) - \theta^j\} \middle| \mathfrak{D}_{t-1} \right] \\
&= W_t^j E \left[\frac{\prod_{k=2}^K \pi_{t,k}^j \{\bar{\mathbf{X}}_k^*(\mathbf{d}^j)\} \pi_{t,1}^j(\mathbf{X}_1)}{\prod_{k=2}^K \pi_{t,k}^j \{\bar{\mathbf{X}}_k^*(\mathbf{d}^j)\} \pi_{t,1}^j(\mathbf{X}_1)} \{Y^*(\mathbf{d}^j) - \theta^j\} \middle| \mathfrak{D}_{t-1} \right] \\
&= W_t^j E \{Y^*(\mathbf{d}^j) - \theta^j\} = 0,
\end{aligned}$$

where we have used the result analogous to that in Section 6.4.3 of Tsiatis et al. (2020) that, under the consistency, positivity, and sequential ignorability assumptions, $E(C_t^j | \mathcal{W}^*, \mathfrak{D}_{t-1}) = \prod_{k=2}^K \pi_{t,k}^j \{\bar{\mathbf{X}}_k^*(\mathbf{d}^j)\} \pi_{t,1}^j(\mathbf{X}_1)$ and the fact that \mathcal{W}^* and thus $Y^*(\mathbf{d}^j)$ is independent of \mathfrak{D}_{t-1} .

To find W_t^j satisfying (ii), we have, using the consistency assumption, $(C_t^j)^2 = C_t^j$, and that $E(C_t^j | \mathcal{W}^*, \mathfrak{D}_{t-1}) = \prod_{k=2}^K \pi_{t,k}^j \{\bar{\mathbf{X}}_k^*(\mathbf{d}^j)\} \pi_{t,1}^j(\mathbf{X}_1)$, that

$$\begin{aligned}
& E\{M_t^j(\bar{\mathbf{X}}_{K,t}, \bar{\mathbf{A}}_{K,t}, Y_t; \theta^j)^2 | \mathfrak{D}_{t-1}\} = (W_t^j)^2 E \left(\frac{C_t^j \{Y^*(\mathbf{d}^j) - \theta^j\}^2}{[\prod_{k=2}^K \pi_{t,k}^j \{\bar{\mathbf{X}}_k^*(\mathbf{d}^j)\} \pi_{t,1}^j(\mathbf{X}_1)]^2} \middle| \mathfrak{D}_{t-1} \right) \\
&= (W_t^j)^2 E \left(\frac{E(C_t^j | \mathcal{W}^*, \mathfrak{D}_{t-1})}{[\prod_{k=2}^K \pi_{t,k}^j \{\bar{\mathbf{X}}_k^*(\mathbf{d}^j)\} \pi_{t,1}^j(\mathbf{X}_1)]^2} \{Y^*(\mathbf{d}^j) - \theta^j\}^2 \middle| \mathfrak{D}_{t-1} \right) \\
&= (W_t^j)^2 E \left[\frac{\{Y^*(\mathbf{d}^j) - \theta^j\}^2}{\prod_{k=2}^K \pi_{t,k}^j \{\bar{\mathbf{X}}_k^*(\mathbf{d}^j)\} \pi_{t,1}^j(\mathbf{X}_1)} \middle| \mathfrak{D}_{t-1} \right] \tag{B.1}
\end{aligned}$$

as in 6.

To ensure (ii), we thus want to choose W_t^j so that (B.1) is a constant that can be j -specific but that does not depend on \mathfrak{D}_{t-1} . For definiteness and simplicity, consider $K = 2$; the following argument extends to general K . As in Section 4 for the cancer pain management SMART, randomization at stage 1 ordinarily does not depend on covariate information, which implies that $\pi_{t,1}^j(\mathbf{X}_1) = \pi_{t,1}^j$ depending on \mathfrak{D}_{t-1} and j but not X_1 . Randomization at

stages beyond stage 1 is typically to sets of feasible treatment options within each level of a binary variable such as response status, and depends on no other covariate information. Let $R^*(\mathbf{d}^j)$ be the potential binary response status variable taking on values 0 and 1 for a subject whose first stage treatment assignment is consistent with regime \mathbf{d}^j , where $R^*(\mathbf{d}^j)$ is a function of or component of $\overline{\mathbf{X}}_2^*(\mathbf{d}^j)$ ($R^*(\mathbf{d}^j) = X_{22}^*(\mathbf{d}^j)$ in the cancer pain management SMART). By the consistency assumption, the observed response status R is equal to $R^*(\mathbf{d}^j)$ when $C_t^j = 1$. Then, as in the cancer pain management SMART, it follows that $\pi_{t,2}^j\{\overline{\mathbf{X}}_2^*(\mathbf{d}^j)\} = \pi_{t,2}^{j(s)}$ when $R^*(\mathbf{d}^j) = s$, $s = 0, 1$, where for each r , $\pi_{t,2}^{j(s)}$ depends on \mathfrak{D}_{t-1} and j but not on $\overline{\mathbf{X}}_2^*(\mathbf{d}^j)$, so that

$$\pi_{t,2}^j\{\overline{\mathbf{X}}_2^*(\mathbf{d}^j)\} = I\{R^*(\mathbf{d}^j) = 0\}\pi_{t,2}^{j(0)} + I\{R^*(\mathbf{d}^j) = 1\}\pi_{t,2}^{j(1)}. \quad (\text{B.2})$$

Because $\mathcal{W}^* \perp \mathfrak{D}_{t-1}$, generalizing (7), it follows that (B.1) is equal to

$$(W_t^j)^2 \left(\frac{\mu^{j(1)}}{\pi_{t,2}^{j(1)}\pi_{t,1}^j} + \frac{\mu^{j(0)}}{\pi_{t,2}^{j(0)}\pi_{t,1}^j} \right), \quad (\text{B.3})$$

where $\mu^{j(s)} = E[I\{R^*(\mathbf{d}^j) = s\}\{Y^*(\mathbf{d}^j) - \theta^j\}^2]$, $s = 0, 1$. Thus, we wish to choose W_t^j so that (B.3) is equal to a constant depending only on j and not on \mathfrak{D}_{t-1} . Denoting this constant as Ξ^j , the weights should be chosen so that

$$W_t^j = (\Xi^j)^{1/2} \left(\frac{\mu^{j(1)}}{\pi_{t,2}^{j(1)}\pi_{t,1}^j} + \frac{\mu^{j(0)}}{\pi_{t,2}^{j(0)}\pi_{t,1}^j} \right)^{-1/2}. \quad (\text{B.4})$$

Of course, in practice the constant Ξ^j is unknown. If there is a burn-in period of length t^* weeks during which nonadaptive randomization takes place with $W_t^j \equiv 1$, $t \leq t^*$, from (B.3), it must be the case that Ξ^j satisfies

$$\Xi^j = \frac{\mu^{j(1)}}{\pi_{t^*,2}^{j(1)}\pi_{t^*,1}^j} + \frac{\mu^{j(0)}}{\pi_{t^*,2}^{j(0)}\pi_{t^*,1}^j}, \quad (\text{B.5})$$

where the randomization probabilities during the burn-in period are fixed, so that $\pi_{t^*,2}^{j(s)}$, $s = 0, 1$, and $\pi_{t^*,1}^j$ are known constants not depending on the data. Thus, if $\mu^{j(s)}$, $s = 0, 1$, were known, so that Ξ^j is known, the weights for $t \geq t^* + 1$ should be chosen as in (B.4) with Ξ^j as in (B.5).

These observations suggest our proposed scheme for implementation in practice. We propose to obtain weights in this spirit by estimating Ξ^j by an estimator $\widehat{\Xi}_{t^*}^j$, say, based on the data from a burn-in period of length t^* weeks during which nonadaptive randomization takes place with $W_t^j \equiv 1$, $t \leq t^*$, and then treat the estimate as fixed and known henceforth. Specifically, let $\widehat{\mu}_t^{j(s)}$ be estimators for $\mu^{j(s)}$, $s = 0, 1$, at any time t based on \mathfrak{D}_{t-1} , as in the case of the cancer pain management SMART (in the original notation) in Section 4; with the indexing scheme here (by t), $\widehat{\mu}_t^{j(s)} = t^{-1} \sum_{u=1}^t I(R_u = s) C_u^j (Y_u - \widetilde{\theta}_t^j)^2 / (\pi_{u,2}^{j(s)} \pi_{u,1}^j)$, $s = 0, 1$, where $\widetilde{\theta}_t^j$ is an estimator for θ^j using \mathfrak{D}_{t-1} (e.g., the unweighted IPW estimator). Define

$$\widehat{\Xi}_t^j = \frac{\widehat{\mu}_t^{j(1)}}{\pi_{t,2}^{j(1)} \pi_{t,1}^j} + \frac{\widehat{\mu}_t^{j(0)}}{\pi_{t,2}^{j(0)} \pi_{t,1}^j}.$$

Then (B.5) implies that the estimator $\widehat{\Xi}_{t^*,j}$ for Ξ^j based on the burn-in data is

$$\widehat{\Xi}_{t^*}^j = \frac{\widehat{\mu}_{t^*}^{j(1)}}{\pi_{t^*,2}^{j(1)} \pi_{t^*,1}^j} + \frac{\widehat{\mu}_{t^*}^{j(0)}}{\pi_{t^*,2}^{j(0)} \pi_{t^*,1}^j},$$

where as above $\pi_{t^*,2}^{j(s)}$, $s = 0, 1$, and $\pi_{t^*,1}^j$ are known constants not depending on the data. Treating $\widehat{\Xi}_{t^*}^j$ as fixed and known, for $t \geq t^* + 1$, from (B.4), take $W_t^j = (\widehat{\Xi}_{t^*}^j / \widehat{\Xi}_t^j)^{1/2}$. Because $\widehat{\Xi}_{t^*}^j$ depends only on $\mathfrak{D}_{t^*} \subseteq \mathfrak{D}_{t-1}$ for $t \geq t^* + 1$, and $\widehat{\Xi}_t^j$ depends only on \mathfrak{D}_{t-1} , the weights W_t^j for $t \geq t^* + 1$ depend on \mathfrak{D}_{t-1} , as required.

WIPW Estimator After Sequential Randomization

Again consider $K = 2$ for definiteness. The preceding scheme for obtaining weights assumes that up-front randomization is used, so that, returning to the original notation, for a subject who entered the SMART at time τ , the probabilities in the denominator of (1) for that subject's contribution are determined at that point based on $\mathfrak{D}_{\tau-1}$. Thus, if up-front randomization was used, the estimators for $\mu_j^{(s)}$, $s = 0, 1$, and the corresponding weight W_τ^j for a such a subject depend on $\pi_{\tau,2}^{j(s)}$, $s = 0, 1$, and $\pi_{\tau,1}^j$.

If the sequential randomization scheme is used, this calculation should be modified. In obtaining the WIPW estimator for θ^j at the end of the trial, for a subject who entered the SMART at time τ and then reached stage 2 at time $\tau + v$, say, the probabilities in the

denominator of (1) should be $\pi_{\tau,1}^j$ and $\pi_{\tau+v,2}^{j(s)}$, $s = 0, 1$. Likewise, the estimators for $\mu_j^{(s)}$, $s = 0, 1$, and the corresponding weight should be calculated based on $\pi_{\tau+v,2}^{j(s)}$, $s = 0, 1$, and $\pi_{\tau,1}^j$, so that the weight for this subject depends on $\mathfrak{D}_{\tau+v-1}$ and thus can be written as $W_{\tau+v}^j$. When $\tau + v < t^*$, $W_{\tau+v}^j = 1$.

WAIPW Estimator After Up-Front Randomization

Analogous to the developments for the WIPW estimator for θ^j for embedded regime j , using the indexing scheme (by t) in Section 4, we identify the corresponding estimating function $M_t^j(\bar{\mathbf{X}}_{K,t}, \bar{\mathbf{A}}_{K,t}, Y_t; \theta^j)$, demonstrate that (i) $E\{M_t^j(\bar{\mathbf{X}}_{K,t}, \bar{\mathbf{A}}_{K,t}, Y_t; \theta^j) | \mathfrak{D}_{t-1}\} = 0$, and determine weights $W_t^{A,j}$ so that (ii) the variance $E\{[M_t^j(\bar{\mathbf{X}}_{K,t}, \bar{\mathbf{A}}_{K,t}, Y_t; \theta^j)]^2 | \mathfrak{D}_{t-1}\}$ is a constant depending only on j . We demonstrate for $K = 2$; the argument extends to general K .

From 2, for $K = 2$ it is straightforward that

$$M_t^j(\bar{\mathbf{X}}_{2,t}, \bar{\mathbf{A}}_{2,t}, Y_t; \theta^j) = W_t^{A,j} \left[\frac{C_t^j Y_t}{\pi_{t,2}^j(\bar{\mathbf{X}}_{2,t}) \pi_{t,1}^j(\mathbf{X}_{1,t})} - \left\{ \frac{\bar{C}_{1,t}^j}{\pi_{t,1}^j(\mathbf{X}_{1,t})} - 1 \right\} \hat{Q}_{1,t}^j(\mathbf{X}_{1,t}) \right. \\ \left. - \left\{ \frac{C^j}{\pi_{t,2}^j(\bar{\mathbf{X}}_{2,t}) \pi_{t,1}^j(\mathbf{X}_{1,t}^1)} - \frac{\bar{C}_{1,t}^j}{\pi_{t,1}^j(\mathbf{X}_{1,t})} \right\} \hat{Q}_{2,t}^j(\bar{\mathbf{X}}_{2,t}) - \theta^j \right],$$

where $\bar{C}_{1,t}^j = I\{A_{1,t} = d_1^j(\mathbf{X}_{1,t})\}$, and for brevity we write $\hat{Q}_{2,t}^j(\bar{\mathbf{X}}_{2,t}) = Q_2\{\bar{\mathbf{X}}_{2,t}, \bar{d}_2^j(\bar{\mathbf{X}}_{2,t}; \hat{\beta}_{2,t}^j)\}$ and $\hat{Q}_{1,t}^j(\mathbf{X}_{1,t}) = Q_1^j\{\mathbf{X}_{1,t}, d_1^j(\mathbf{X}_{1,t}); \hat{\beta}_{1,t}^j\}$, which are fitted using \mathfrak{D}_{t-1} . To show (i), using the consistency assumption and rearranging, similar to the argument for the WIPW estimator, if $W_t^{A,j}$ is a function of \mathfrak{D}_{t-1} ,

$$E\{M_t^j(\bar{\mathbf{X}}_{2,t}, \bar{\mathbf{A}}_{2,t}, Y_t; \theta^j) | \mathfrak{D}_{t-1}\} = W_t^{A,j} \left[E[\{Y^*(\mathbf{d}^j) - \theta^j\} | \mathfrak{D}_{t-1}] \right] \quad (\text{B.6})$$

$$+ E \left(\left[\frac{\bar{C}_{1,t}^j}{\pi_{t,1}^j(\mathbf{X}_1)} - 1 \right] \{Y^*(\mathbf{d}^j) - \hat{Q}_{1,t}^j(\mathbf{X}_1)\} \middle| \mathfrak{D}_{t-1} \right) \quad (\text{B.7})$$

$$+ \left(\left[\frac{C_t^j}{\pi_{t,2}^j\{\bar{\mathbf{X}}_2^*(\mathbf{d}^j)\} \pi_{t,1}^j(\mathbf{X}_1)} - \frac{\bar{C}_{1,t}^j}{\pi_{t,1}^j(\mathbf{X}_1)} \right] [Y^*(\mathbf{d}^j) - \hat{Q}_{2,t}^j\{\bar{\mathbf{X}}_k^*(\mathbf{d}^j)\}] \middle| \mathfrak{D}_{t-1} \right) \right]. \quad (\text{B.8})$$

Using $\mathcal{W}^* \perp \mathfrak{D}_{t-1}$, it follows that $E[\{Y^*(\mathbf{d}^j) - \theta^j\} | \mathfrak{D}_{t-1}] = E[\{Y^*(\mathbf{d}^j) - \theta^j\}] = 0$, so that the conditional expectation in (B.6) is zero. Using arguments similar to those for the WIPW

estimator, the conditional expectations in (B.7) and (B.8) can also be shown to be equal to zero using $E(C_t^j | \mathcal{W}^*, \mathfrak{D}_{t-1}) = \pi_{t,2}^j \{\bar{\mathbf{X}}_2^*(\mathbf{d}^j)\} \pi_{t,1}^j(\mathbf{X}_1)$ and $E(\bar{C}_{1,t}^j | \mathcal{W}^*, \mathfrak{D}_{t-1}) = \pi_{t,1}^j(\mathbf{X}_1)$. Thus, (i) holds.

To find $E\{[M_t^j(\bar{\mathbf{X}}_{K,t}, \bar{\mathbf{A}}_{K,t}, Y_t; \theta^j)]^2 | \mathfrak{D}_{t-1}\}$, first note that the conditional (on \mathfrak{D}_{t-1}) expectations of crossproduct terms in $\{M_t^j(\bar{\mathbf{X}}_{K,t}, \bar{\mathbf{A}}_{K,t}, Y_t; \theta^j)\}^2$ are equal to zero by similar arguments. For example, it is straightforward that

$$(W_t^{A,j})^2 E \left(\left[\frac{\bar{C}_{1,t}^j}{\pi_{t,1}^j(\mathbf{X}_1)} - 1 \right] \{Y^*(\mathbf{d}^j) - \theta^j\} \{Y^*(\mathbf{d}^j) - \hat{Q}_{1,t}^j(\mathbf{X}_1)\} \middle| \mathfrak{D}_{t-1} \right) = 0$$

using $\mathcal{W}^* \perp \mathfrak{D}_{t-1}$ and $E(\bar{C}_{1,t}^j | \mathcal{W}^*, \mathfrak{D}_{t-1}) = \pi_{t,1}^j(\mathbf{X}_1)$. Thus,

$$E\{[M_t^j(\bar{\mathbf{X}}_{K,t}, \bar{\mathbf{A}}_{K,t}, Y_t; \theta^j)]^2 | \mathfrak{D}_{t-1}\} = (W_t^{A,j})^2 \left[E\{[Y^*(\mathbf{d}^j) - \theta^j]^2 | \mathfrak{D}_{t-1}\} \right] \quad (\text{B.9})$$

$$+ E \left(\left[\frac{\bar{C}_{1,t}^j}{\pi_{t,1}^j(\mathbf{X}_1)} - 1 \right]^2 \{Y^*(\mathbf{d}^j) - \hat{Q}_{1,t}^j(\mathbf{X}_1)\}^2 \middle| \mathfrak{D}_{t-1} \right) \quad (\text{B.10})$$

$$+ \left(\left[\frac{C_t^j}{\pi_{t,2}^j \{\bar{\mathbf{X}}_2^*(\mathbf{d}^j)\} \pi_{t,1}^j(\mathbf{X}_1)} - \frac{\bar{C}_{1,t}^j}{\pi_{t,1}^j(\mathbf{X}_1)} \right]^2 [Y^*(\mathbf{d}^j) - \hat{Q}_{2,t}^j \{\bar{\mathbf{X}}_k^*(\mathbf{d}^j)\}]^2 \middle| \mathfrak{D}_{t-1} \right) \right]. \quad (\text{B.11})$$

In (B.9), using $\mathcal{W}^* \perp \mathfrak{D}_{t-1}$, $E\{[Y^*(\mathbf{d}^j) - \theta^j]^2 | \mathfrak{D}_{t-1}\} = E\{[Y^*(\mathbf{d}^j) - \theta^j]^2\}$. Again using $\mathcal{W}^* \perp \mathfrak{D}_{t-1}$ and the fact that $E(\bar{C}_{1,t}^j | \mathcal{W}^*, \mathfrak{D}_{t-1}) = \pi_{t,1}^j(\mathbf{X}_1)$ implies that

$$E \left[\left\{ \frac{\bar{C}_{1,t}^j}{\pi_{t,1}^j(\mathbf{X}_1)} - 1 \right\}^2 \middle| \mathcal{W}^*, \mathfrak{D}_{t-1} \right] = \frac{1 - \pi_{t,1}^j(\mathbf{X}_1)}{\pi_{t,1}^j(\mathbf{X}_1)},$$

so that the conditional expectation in (B.10) is

$$E \left[\{Y^*(\mathbf{d}^j) - \hat{Q}_{1,t}^j(\mathbf{X}_1)\}^2 \left\{ \frac{1 - \pi_{t,1}^j(\mathbf{X}_1)}{\pi_{t,1}^j(\mathbf{X}_1)} \right\} \middle| \mathfrak{D}_{t-1} \right].$$

Finally, using $E(C_t^j | \mathcal{W}^*, \mathfrak{D}_{t-1}) = \pi_{t,2}^j \{\bar{\mathbf{X}}_2^*(\mathbf{d}^j)\} \pi_{t,1}^j(\mathbf{X}_1)$ and $E(\bar{C}_{1,t}^j | \mathcal{W}^*, \mathfrak{D}_{t-1}) = \pi_{t,1}^j(\mathbf{X}_1)$, it is straightforward to derive that

$$E \left(\left[\frac{C_t^j}{\pi_{t,2}^j \{\bar{\mathbf{X}}_2^*(\mathbf{d}^j)\} \pi_{t,1}^j(\mathbf{X}_1)} - \frac{\bar{C}_{1,t}^j}{\pi_{t,1}^j(\mathbf{X}_1)} \right]^2 \middle| \mathcal{W}^*, \mathfrak{D}_{t-1} \right) = \frac{1 - \pi_{t,2}^j \{\bar{\mathbf{X}}_2^*(\mathbf{d}^j)\}}{\pi_{t,2}^j \{\bar{\mathbf{X}}_2^*(\mathbf{d}^j)\} \pi_{t,1}^j(\mathbf{X}_1)}.$$

Using this result, the conditional expectation in (B.11) is

$$E \left([Y^*(\mathbf{d}^j) - \hat{Q}_{2,t}^j \{\bar{\mathbf{X}}_k^*(\mathbf{d}^j)\}]^2 \frac{1 - \pi_{t,2}^j \{\bar{\mathbf{X}}_2^*(\mathbf{d}^j)\}}{\pi_{t,2}^j \{\bar{\mathbf{X}}_2^*(\mathbf{d}^j)\} \pi_{t,1}^j(\mathbf{X}_1)} \middle| \mathfrak{D}_{t-1} \right).$$

Substituting the foregoing results in (B.9), (B.10), and (B.11) yields

$$\begin{aligned} E[\{M_t^j(\bar{\mathbf{X}}_{K,t}, \bar{\mathbf{A}}_{K,t}, Y_t; \theta^j)\}^2 | \mathfrak{D}_{t-1}] &= (W_t^{A,j})^2 \left\{ E[\{Y^*(\mathbf{d}^j) - \theta^j\}^2] \right. \\ &+ E \left[\{Y^*(\mathbf{d}^j) - \widehat{Q}_{1,t}^j(\mathbf{X}_1)\}^2 \left\{ \frac{1 - \pi_{t,1}^j(\mathbf{X}_1)}{\pi_{t,1}^j(\mathbf{X}_1)} \right\} \middle| \mathfrak{D}_{t-1} \right] \\ &+ E \left([Y^*(\mathbf{d}^j) - \widehat{Q}_{2,t}^j\{\bar{\mathbf{X}}_k^*(\mathbf{d}^j)\}]^2 \left[\frac{1 - \pi_{t,2}^j\{\bar{\mathbf{X}}_2^*(\mathbf{d}^j)\}}{\pi_{t,2}^j\{\bar{\mathbf{X}}_2^*(\mathbf{d}^j)\}\pi_{t,1}^j(\mathbf{X}_1)} \right] \middle| \mathfrak{D}_{t-1} \right) \left. \right\}. \end{aligned} \quad (\text{B.12})$$

Define $\pi_{t,1}^j$ and $\pi_{t,2}^{j(s)}$, $s = 0, 1$, which depend only on \mathfrak{D}_{t-1} and j , and $R^*(\mathbf{d}^j)$ as for the WIPW estimator, so that $\pi_{t,2}^j\{\bar{\mathbf{X}}_2^*(\mathbf{d}^j)\} = I\{R^*(\mathbf{d}^j) = 0\}\pi_{t,2}^{j(0)} + I\{R^*(\mathbf{d}^j) = 1\}\pi_{t,2}^{j(1)}$ as in (B.2). Then (B.12) can be rewritten as

$$(W_t^{A,j})^2 \left\{ E[\{Y^*(\mathbf{d}^j) - \theta^j\}^2] \right. \quad (\text{B.13})$$

$$\left. + \left(\frac{1 - \pi_{t,1}^j}{\pi_{t,1}^j} \right) E \left[\{Y^*(\mathbf{d}^j) - \widehat{Q}_{1,t}^j(\mathbf{X}_1)\}^2 \middle| \mathfrak{D}_{t-1} \right] \right. \quad (\text{B.14})$$

$$\left. + \left(\frac{1 - \pi_{t,2}^{j(0)}}{\pi_{t,2}^{j(0)}\pi_{t,1}^j} \right) E \left(I\{R^*(\mathbf{d}^j) = 0\} [Y^*(\mathbf{d}^j) - \widehat{Q}_{2,t}^j\{\bar{\mathbf{X}}_k^*(\mathbf{d}^j)\}]^2 \middle| \mathfrak{D}_{t-1} \right) \right. \quad (\text{B.15})$$

$$\left. + \left(\frac{1 - \pi_{t,2}^{j(1)}}{\pi_{t,2}^{j(1)}\pi_{t,1}^j} \right) E \left(I\{R^*(\mathbf{d}^j) = 1\} [Y^*(\mathbf{d}^j) - \widehat{Q}_{2,t}^j\{\bar{\mathbf{X}}_k^*(\mathbf{d}^j)\}]^2 \middle| \mathfrak{D}_{t-1} \right) \right\}. \quad (\text{B.16})$$

Write the expectations in (B.13)–(B.16) respectively as $\nu^j = E[\{Y^*(\mathbf{d}^j) - \theta^j\}^2]$, $\nu_1^j = E[\{Y^*(\mathbf{d}^j) - \widehat{Q}_{1,t}^j(\mathbf{X}_1)\}^2 | \mathfrak{D}_{t-1}]$, and

$$\nu_2^{j(s)} = E \left(I\{R^*(\mathbf{d}^j) = 1\} [Y^*(\mathbf{d}^j) - \widehat{Q}_{2,t}^j\{\bar{\mathbf{X}}_k^*(\mathbf{d}^j)\}]^2 \middle| \mathfrak{D}_{t-1} \right), \quad s = 0, 1,$$

so that the variance (B.12) can be written succinctly as

$$(W_t^{A,j})^2 \left\{ \nu^j + \nu_1^j \left(\frac{1 - \pi_{t,1}^j}{\pi_{t,1}^j} \right) + \nu_2^{j(0)} \left(\frac{1 - \pi_{t,2}^{j(0)}}{\pi_{t,2}^{j(0)}\pi_{t,1}^j} \right) + \nu_2^{j(1)} \left(\frac{1 - \pi_{t,2}^{j(1)}}{\pi_{t,2}^{j(1)}\pi_{t,1}^j} \right) \right\}. \quad (\text{B.17})$$

Thus, as for the WIPW estimator, we wish to choose $W_t^{A,j}$ so that (B.17) is a constant depending on j but not \mathfrak{D}_{t-1} . Denoting this constant as $\Xi^{A,j}$, the weights should be chosen so that

$$W_t^{A,j} = (\Xi^{A,j})^{1/2} \left\{ \nu_j + \nu_j^j \left(\frac{1 - \pi_{t,1}^j}{\pi_{t,1}^j} \right) + \nu_2^{j(0)} \left(\frac{1 - \pi_{t,2}^{j(0)}}{\pi_{t,2}^{j(0)}\pi_{t,1}^j} \right) + \nu_2^{j(1)} \left(\frac{1 - \pi_{t,2}^{j(1)}}{\pi_{t,2}^{j(1)}\pi_{t,1}^j} \right) \right\}^{-1/2}. \quad (\text{B.18})$$

With a burn-in period of length t^* weeks of nonadaptive randomization with $W_t^{A,j} \equiv 1$, from

(B.18), it must be that

$$\Xi^{A,j} = \nu^j + \nu_1^j \left(\frac{1 - \pi_{t^*,1}^j}{\pi_{t^*,1}^j} \right) + \nu_2^{j(0)} \left(\frac{1 - \pi_{t^*,2}^{j(0)}}{\pi_{t^*,2}^{j(0)} \pi_{t^*,1}^j} \right) + \nu_2^{j(1)} \left(\frac{1 - \pi_{t^*,2}^{j(1)}}{\pi_{t^*,2}^{j(1)} \pi_{t^*,1}^j} \right), \quad (\text{B.19})$$

where as before the randomization probabilities during the burn-in period are fixed, so that $\pi_{t^*,2}^{j(s)}$, $s = 0, 1$, and $\pi_{t^*,1}^j$ are known constants not depending on the data. Thus, if ν^j , ν_1^j , and $\nu_2^{j(s)}$, $s = 0, 1$, were known, so that $\Xi^{A,j}$ is known, the weights for $t \geq t^* + 1$ should be chosen as in (B.18) with $\Xi^{A,j}$ as in (B.19).

Analogous to the approach for the WIPW estimator, the proposed implementation scheme is as follows. Obtain weights by estimating $\Xi^{A,j}$ by an estimator $\widehat{\Xi}_{t^*}^{A,j}$ based on the data from a burn-in period of length t^* weeks with nonadaptive randomization with $W_t^{A,j} \equiv 1$, $t \leq t^*$, and then going forward treat the estimate as fixed and known. Letting $\widehat{\nu}_t^j$, $\widehat{\nu}_{t,1}^j$, and $\widehat{\nu}_{t,2}^{j(s)}$, $s = 0, 1$, be estimators for ν^j , ν_1^j , and $\nu_2^{j(s)}$, $s = 0, 1$, at any time t based on \mathfrak{D}_{t-1} , define

$$\widehat{\Xi}_t^{A,j} = \widehat{\nu}_t^j + \widehat{\nu}_{t,1}^j \left(\frac{1 - \pi_{t,1}^j}{\pi_{t,1}^j} \right) + \widehat{\nu}_{t,2}^{j(0)} \left(\frac{1 - \pi_{t,2}^{j(0)}}{\pi_{t^*,2}^{j(0)} \pi_{t,1}^j} \right) + \widehat{\nu}_{t,2}^{j(1)} \left(\frac{1 - \pi_{t,2}^{j(1)}}{\pi_{t^*,2}^{j(1)} \pi_{t,1}^j} \right). \quad (\text{B.20})$$

Then (B.19) implies that the estimator $\widehat{\Xi}_{t^*}^{A,j}$ for $\Xi^{A,j}$ based on the burn-in data is

$$\widehat{\Xi}_{t^*}^{A,j} = \widehat{\nu}_{t^*}^j + \nu_1^j \left(\frac{1 - \pi_{t^*,1}^j}{\pi_{t^*,1}^j} \right) + \widehat{\nu}_{t^*,2}^{j(0)} \left(\frac{1 - \pi_{t^*,2}^{j(0)}}{\pi_{t^*,2}^{j(0)} \pi_{t^*,1}^j} \right) + \widehat{\nu}_{t^*,2}^{j(1)} \left(\frac{1 - \pi_{t^*,2}^{j(1)}}{\pi_{t^*,2}^{j(1)} \pi_{t^*,1}^j} \right).$$

Then as for the WIPW estimator, treating $\widehat{\Xi}_{t^*}^{A,j}$ as fixed and known, for $t \geq t^* + 1$, from (B.18), take $W_t^{A,j} = (\widehat{\Xi}_{t^*}^{A,j} / \widehat{\Xi}_t^{A,j})^{1/2}$. Because $\widehat{\Xi}_{t^*}^{A,j}$ depends only on $\mathfrak{D}_{t^*} \subseteq \mathfrak{D}_{t-1}$ for $t \geq t^* + 1$, and $\widehat{\Xi}_t^{A,j}$ depends only on \mathfrak{D}_{t-1} , the resulting weights $W_t^{A,j}$ for $t \geq t^* + 1$ depend on \mathfrak{D}_{t-1} .

Estimators for estimators for ν^j , ν_1^j , and $\nu_2^{j(s)}$, $s = 0, 1$, at any time t based on \mathfrak{D}_{t-1} can be constructed using inverse probability weighting. With the current indexing scheme and with R the observed response status, estimators can be obtained as

$$\begin{aligned} \widehat{\nu}_t^j &= t^{-1} \sum_{u=1}^t \frac{C_u^j (Y_u - \widetilde{\theta}_{t,j}^j)^2}{I(R_u = 0) \pi_{u,2}^{j(0)} \pi_{u,1}^j + I(R_u = 1) \pi_{u,2}^{j(1)} \pi_{u,1}^j}, \\ \widehat{\nu}_{t,1}^j &= t^{-1} \sum_{u=1}^t \frac{C_u^j \{Y_u - \widehat{Q}_{1,t}^j(\mathbf{X}_{1,u})\}^2}{I(R_u = 0) \pi_{u,2}^{j(0)} \pi_{u,1}^j + I(R_u = 1) \pi_{u,2}^{j(1)} \pi_{u,1}^j}, \\ \widehat{\nu}_{t,2}^{j(s)} &= t^{-1} \sum_{u=1}^t \frac{C_u^j I(R_u = s) \{Y_u - \widehat{Q}_{2,t}^j(\overline{\mathbf{X}}_{2,u})\}^2}{\pi_{u,2}^{j(s)} \pi_{u,1}^j}, \quad s = 0, 1. \end{aligned}$$

where $\tilde{\theta}_t^j$ is an estimator for θ^j using \mathfrak{D}_{t-1} (e.g., the unweighted IPW estimator). In the original notation, estimators can be obtained at week t as

$$\begin{aligned}\hat{\mathcal{V}}_t^j &= N_t^{-1} \sum_{i=1}^N \frac{\Delta_{t-1,i} C_i^j (Y_i - \tilde{\theta}_t^j)^2}{I(R_i = 0) \pi_{\tau_i,2}^{j(0)} \pi_{\tau_i,1}^j + I(R_i = 1) \pi_{\tau_i,2}^{j(1)} \pi_{\tau_i,1}^j}, \\ \hat{\mathcal{V}}_{t,1}^j &= N_t^{-1} \sum_{i=1}^N \frac{\Delta_{t-1,i} C_i^j \{Y_i - \hat{Q}_{1,t}^j(\mathbf{X}_{1,i})\}^2}{I(R_i = 0) \pi_{\tau_i,2}^{j(0)} \pi_{\tau_i,1}^j + I(R_i = 1) \pi_{\tau_i,2}^{j(1)} \pi_{\tau_i,1}^j}, \\ \hat{\mathcal{V}}_{t,2}^{j(s)} &= N_t^{-1} \sum_{i=1}^N \frac{\Delta_{t-1,i} C_i^j I(R_i = r) \{Y_i - \hat{Q}_{2,t}^j(\bar{\mathbf{X}}_{2,i})\}^2}{\pi_{\tau_i,2}^{j(s)} \pi_{\tau_i,1}^j}, \quad s = 0, 1.\end{aligned}$$

WAIPW After Sequential Randomization

The considerations for obtaining the WAIPW estimator at the end of the trial following sequential randomization are analogous to those for WIPW. Again take $K = 2$, and consider a subject who entered the SMART at time τ and then reached stage 2 at time $\tau + v$. As for the WIPW estimator, that denominators in (2) should be constructed using $\pi_{\tau_i,1}^j$ and $\pi_{\tau_i+v,2}^{j(s)}$, $s = 0, 1$. Likewise, in forming the weight for such a subject, in (B.20) use $\pi_{\tau_i,1}^j$ and $\pi_{\tau_i+v,2}^{j(s)}$, $s = 0, 1$, and take

$$\begin{aligned}\hat{\mathcal{V}}_t^j &= N_t^{-1} \sum_{i=1}^N \frac{\Delta_{t-1,i} C_i^j (Y_i - \tilde{\theta}_t^j)^2}{I(R_i = 0) \pi_{\tau_i+v,2}^{j(0)} \pi_{\tau_i,1}^j + I(R_i = 1) \pi_{\tau_i+v,2}^{j(1)} \pi_{\tau_i,1}^j}, \\ \hat{\mathcal{V}}_{t,1}^j &= N_t^{-1} \sum_{i=1}^N \frac{\Delta_{t-1,i} C_i^j \{Y_i - \hat{Q}_{1,\tau_i+v}^j(\mathbf{X}_{1,i})\}^2}{I(R_i = 0) \pi_{\tau_i+v,2}^{j(0)} \pi_{\tau_i,1}^j + I(R_i = 1) \pi_{\tau_i+v,2}^{j(1)} \pi_{\tau_i,1}^j}, \\ \hat{\mathcal{V}}_{t,2}^{j(s)} &= N_t^{-1} \sum_{i=1}^N \frac{\Delta_{t-1,i} C_i^j I(R_i = r) \{Y_i - \hat{Q}_{2,\tau_i+v}^j(\bar{\mathbf{X}}_{2,i})\}^2}{\pi_{\tau_i+v,2}^{j(s)} \pi_{\tau_i,1}^j}, \quad s = 0, 1.\end{aligned}$$

Verifying Assumptions for the WIPW and WAIPW Estimators

First, denote the following estimating functions corresponding to the WIPW and WAIPW estimators, respectively:

$$M_t^{WIPW,j}(\bar{\mathbf{X}}_{K,t}, \bar{\mathbf{A}}_{K,t}, Y_t; \theta^j) = \frac{W_t^j C_t^j}{\{\prod_{k=2}^K \pi_{t,k}^j(\bar{\mathbf{X}}_{k,t})\} \pi_{t,1}^j(\mathbf{X}_{1,t})} (Y_t - \theta^j),$$

$$M_t^{WAIPW,j}(\bar{\mathbf{X}}_{2,t}, \bar{\mathbf{A}}_{2,t}, Y_t; \theta^j) = W_t^{A,j} \left[\frac{C_t^j Y_t}{\pi_{t,2}^j(\bar{\mathbf{X}}_{2,t}) \pi_{t,1}^j(\mathbf{X}_{1,t})} - \left\{ \frac{\bar{C}_{1,t}^j}{\pi_{t,1}^j(\mathbf{X}_{1,t})} - 1 \right\} \hat{Q}_{1,t}^j(\mathbf{X}_{1,t}) \right. \\ \left. - \left\{ \frac{C_t^j}{\pi_{t,2}^j(\bar{\mathbf{X}}_{2,t}) \pi_{t,1}^j(\mathbf{X}_{1,t,1})} - \frac{\bar{C}_{1,t}^j}{\pi_{t,1}^j(\mathbf{X}_{1,t})} \right\} \hat{Q}_{2,t}^j(\bar{\mathbf{X}}_{2,t}) - \theta^j \right].$$

Note that these are estimating $\theta^j \in \mathbb{R}$, so $p = 1$. To reduce the notational burden, we use the short-hand notation $M_t^{WIPW,j}(\theta^j)$ and $M_t^{WAIPW,j}(\theta^j)$. Additionally, denote $\mathcal{M}_t^{WIPW,j}(\theta^j) = \sum_{t=1}^T M_t^{WIPW,j}(\theta^j)$ and $\mathcal{M}_t^{WAIPW,j}(\theta^j) = \sum_{t=1}^T M_t^{WAIPW,j}(\theta^j)$. We introduce the notation θ^{j*} to denote the true parameter, whereas θ^j for a generic value.

We now consider assumptions (A0)-(A8) in Appendix B and demonstrate that each assumption holds for the foregoing estimating functions.

For the first assumption (A0), we verify that $\{\mathcal{M}_t^{WIPW,j}(\theta^{j*})\}_{t \geq 1}$ and $\{\mathcal{M}_t^{WAIPW,j}(\theta^{j*})\}_{t \geq 1}$ are a Martingale difference sequences with respect to $\{\mathcal{F}_t\}_{t \geq 1}$ where $\mathcal{F}_t = \mathfrak{D}_t$. As shown in previous sections, $E\{M_t^{WIPW}(\theta^{j*}) \mid \mathfrak{D}_{t-1}\} = 0$ and $E\{M_t^{WAIPW}(\theta^{j*}) \mid \mathfrak{D}_{t-1}\} = 0$, which implies that both are Martingale difference sequences.

Assumption (A1) is that $\mathcal{M}(\theta)$ is continuously differentiable with respect to θ is invertible.

We trivially assume that $C_t^j \neq 0$ for all t . Consider the derivatives:

$$\nabla_{\theta} \mathcal{M}_T^{WIPW,j}(\theta^j) = - \sum_{t=1}^T \frac{W_t^j C_t^j}{\{\prod_{k=2}^K \pi_{t,k}^j(\bar{\mathbf{X}}_{k,t})\} \pi_{t,1}^j(\mathbf{X}_{1,t})},$$

$$\nabla_{\theta} \mathcal{M}_T^{WAIPW,j}(\theta^j) = - \sum_{t=1}^T W_t^{A,j}.$$

The positivity assumption implies $\{\prod_{k=2}^K \pi_{t,k}^j(\bar{\mathbf{X}}_{k,t})\} \pi_{t,1}^j(\mathbf{X}_{1,t}) > 0$ for all t . By construction, $W_t^j \neq 0$ and $W_t^{A,j} \neq 0$ for all t (e.g., burn-in period), which verifies (A1).

Assumption (A2) states that $\lambda_{\min} \left[\sum_{t=1}^T \text{var}\{M_t(\theta^*) \mid \mathcal{F}_{t-1}\} \right] \rightarrow \infty$. Because we are estimating a scalar θ , this reduces to $\sum_{t=1}^T \text{var}\{M_t(\theta^*) \mid \mathcal{F}_{t-1}\} \rightarrow \infty$. Because of how we choose the weights, $E \left[\{M_t^{WIPW,j}(\theta^{j*})\}^2 \mid \mathfrak{D}_{t-1} \right] = \sigma > 0$ and likewise for $E \left[\{M_t^{WAIPW,j}(\theta^{j*})\}^2 \mid \mathfrak{D}_{t-1} \right]$.

Hence, (A2) holds for both estimators. As mentioned in Section 2.3, a clipping constant may be necessary to ensure the positivity assumption. The positivity assumption implies $E(C_t^j | \mathcal{W}^*, \mathfrak{D}_{t-1}) > 0$ with probability one for all t , which is necessary for (A2) to hold.

Assumption (A3) states:

$$\sup_{\theta \in \Theta} \left\| \left\{ \xi_T^{-1/2}(\theta^*) \nabla_{\theta} \mathcal{M}_T(\theta) \xi_T^{-1/2}(\theta^*) \right\}^{-1} \right\| = O_P(1).$$

Let $I_t^{WIPW,j}(\epsilon) = I(W_t^j C_t^j / \{\prod_{k=2}^K \pi_{t,k}^j(\bar{\mathbf{X}}_{k,t})\} \pi_{t,1}^j(\mathbf{X}_{1,t}) > \epsilon)$. With the positivity assumption, the trivial assumption that $C_t^j \neq 0$ for all t , and because $W_t^j > 0$ as long as $Y_t \neq \tilde{\theta}^j$, which occurs infinitely often in non-degenerate distributions on Y , we can use the filtration Borel-Cantelli Lemma to determine there exists a $\theta > 0, \tau > 0$ such that $P\{I^{WIPW,j}(\epsilon) | \mathfrak{D}_{t-1}\} > \tau$. This implies $-\sum_{t=1}^T W_t^j C_t^j / \{\prod_{k=2}^K \pi_{t,k}^j(\bar{\mathbf{X}}_{k,t})\} \pi_{t,1}^j(\mathbf{X}_{1,t}) = O_P(T)$. Define $I^{WAIPW,j}(\epsilon) = I(W_t^{A,j} > \epsilon)$ and take similar steps to determine $-\sum_{t=1}^T W_t^{A,j} = O_P(T)$.

it holds that $W_t^j C_t^j / \{\prod_{k=2}^K \pi_{t,k}^j(\bar{\mathbf{X}}_{k,t})\} \pi_{t,1}^j(\mathbf{X}_{1,t}) > 0$ and $W_t^{A,j} > 0$ occur with non-zero probability.

For the WIPW estimator,

$$\begin{aligned} \sup_{\theta \in \Theta} \left\| \left\{ \xi_T^{-1/2}(\theta^*) \nabla_{\theta} \mathcal{M}_t(\theta) \xi_T^{-1/2}(\theta^*) \right\}^{-1} \right\| &= \left\| \frac{\sum_{t=1}^T E \left[\{M_t^{WIPW,j}(\theta^{j*})\}^2 | \mathfrak{D}_{t-1} \right]}{-\sum_{t=1}^T W_t^j C_t^j / \{\prod_{k=2}^K \pi_{t,k}^j(\bar{\mathbf{X}}_{k,t})\} \pi_{t,1}^j(\mathbf{X}_{1,t})} \right\| \\ &= \left\| \frac{T\sigma}{O_P(T)} \right\| \\ &= \left\| \frac{O_P(T)}{O_P(T)} \right\| \\ &= O_P(1), \end{aligned}$$

and similarly, for the WAIPW estimator,

$$\begin{aligned}
\sup_{\theta \in \Theta} \left\| \left\{ \xi_T^{-1/2}(\theta^*) \nabla_{\theta} \mathcal{M}_t(\theta) \xi_T^{-1/2}(\theta^*) \right\}^{-1} \right\| &= \left\| \frac{\sum_{t=1}^T E \left[\left\{ M_t^{WAIPW,j}(\theta^{j*}) \right\}^2 \mid \mathfrak{D}_{t-1} \right]}{-\sum_{i=1} W_t^{A,j}} \right\| \\
&= \left\| \frac{T\sigma}{O_P(T)} \right\| \\
&= \left\| \frac{O_P(T)}{O_P(T)} \right\| \\
&= O_P(1).
\end{aligned}$$

Assumption (A4) states: $\xi_T^{-1/2}(\theta^*) \mathcal{M}_T(\theta^*) = O_P(1)$.

For the WIPW estimator

$$\begin{aligned}
\xi_T^{-1/2}(\theta^*) \mathcal{M}_T(\theta^*) &= \frac{\sum_{t=1}^T M_t^{WIPW,j}(\theta^{j*})}{\left(\sum_{t=1}^T E \left[\left\{ M_t^{WIPW,j}(\theta^{j*}) \right\}^2 \mid \mathfrak{D}_{t-1} \right] \right)^{1/2}} \\
&= \frac{T^{-1} \sum_{t=1}^T M_t^{WIPW,j}(\theta^{j*})}{T^{-1} \left(\sum_{t=1}^T E \left[\left\{ M_t^{WIPW,j}(\theta^{j*}) \right\}^2 \mid \mathfrak{D}_{t-1} \right] \right)^{1/2}} \\
&= \frac{T^{-1} \sum_{t=1}^T M_t^{WIPW,j}(\theta^{j*})}{\sigma^{1/2}} \\
&= O_P(1),
\end{aligned}$$

because $T^{-1} \sum_{t=1}^T M_t^{WIPW,j}(\theta^{j*}) \xrightarrow{p} 0$, a result of the strong law of large numbers for Martingale difference sequences (Sheu and Yao, 1984).

Similarly, for the WAIPW estimator,

$$\begin{aligned}
\xi_T^{-1/2}(\theta^*) \mathcal{M}_T(\theta^*) &= \frac{\sum_{t=1}^T M_t^{WAIPW,j}(\theta^{j*})}{\left(\sum_{t=1}^T E \left[\left\{ M_t^{WAIPW,j}(\theta^{j*}) \right\}^2 \mid \mathfrak{D}_{t-1} \right] \right)^{1/2}} \\
&= \frac{T^{-1} \sum_{t=1}^T M_t^{WAIPW,j}(\theta^{j*})}{T^{-1} \left(\sum_{t=1}^T E \left[\left\{ M_t^{WAIPW,j}(\theta^{j*}) \right\}^2 \mid \mathfrak{D}_{t-1} \right] \right)^{1/2}} \\
&= \frac{T^{-1} \sum_{t=1}^T M_t^{WAIPW,j}(\theta^{j*})}{\sigma^{1/2}} \\
&= O_P(1).
\end{aligned}$$

Assumption (A5) states $\xi_T^{-1/2}(\theta^*) \mathcal{M}_T(\theta^*) \xrightarrow{D} \mathcal{N}(0, 1)$. Because $M_t^{WIPW,j}(\theta^{j*})$ and $M_t^{WAIPW,j}(\theta^{j*})$

are Martingale difference sequences (A0), and $\sum_{t=1}^T E \left[\{M_t^{WIPW,j}(\theta^{j*})\}^2 \mid \mathfrak{D}_{t-1} \right] \rightarrow \infty$ with probability one, and likewise for WAIPW (A2) the Martingale central limit theorem (Hall and Heyde, 1980) guarantees:

$$\frac{\sum_{t=1}^T M_t^{WIPW,j}(\theta^{j*})}{\left(\sum_{t=1}^T E \left[\{M_t^{WIPW,j}(\theta^j)\}^2 \mid \mathfrak{D}_{t-1} \right] \right)^{1/2}} \xrightarrow{D} \mathcal{N}(0, 1),$$

$$\frac{\sum_{t=1}^T M_t^{WAIPW,j}(\theta^{j*})}{\left(\sum_{t=1}^T E \left[\{M_t^{WAIPW,j}(\theta^j)\}^2 \mid \mathfrak{D}_{t-1} \right] \right)^{1/2}} \xrightarrow{D} \mathcal{N}(0, 1).$$

Assumption (A6) states for any consistent estimator: $\tilde{\theta}_T \xrightarrow{p} \theta^*$

$$\left\| \xi_T^{-1/2}(\theta^*) \left\{ \nabla_{\theta} \mathcal{M}_T(\tilde{\theta}_T) - \nabla_{\theta} \mathcal{M}_T(\theta^*) \right\} \xi_T^{-1/2}(\theta^*) \right\| \xrightarrow{p} 0.$$

For both WIPW and WAIPW, $\nabla_{\theta} \mathcal{M}_T(\tilde{\theta}_T^j) = \nabla_{\theta} \mathcal{M}_T(\theta^{j*})$, so this holds.

Assumption (A7) states that there exists fixed and positive value σ' such that

$$-\xi_T^{-1/2}(\theta^*) \nabla_{\theta} \mathcal{M}_T(\theta^*) \xi_T^{-1/2}(\theta^*) \xrightarrow{p} \sigma',$$

Due to the Martingale convergence theorem, there exists some $\tau < \infty$ such that the following

hold: $T^{-1} \sum_{t=1}^T E \left[\{M_t^{WIPW,j}(\theta^{j*})\}^2 \mid \mathfrak{D}_{t-1} \right] \xrightarrow{p} \sigma$ and $T^{-1} \sum_{t=1}^T W_t^{A,j} \xrightarrow{p} \tau$.

For the WIPW estimator,

$$\begin{aligned} -\xi_T^{-1/2}(\theta^*) \nabla_{\theta} \mathcal{M}_T(\theta^*) \xi_T^{-1/2}(\theta^*) &= \frac{T^{-1} \sum_{t=1}^T W_t^j C_t^j / \{\prod_{k=2}^K \pi_{t,k}^j(\bar{\mathbf{X}}_{k,t})\} \pi_{t,1}^j(\mathbf{X}_{1,t})}{T^{-1} \sum_{t=1}^T E \left[\{M_t^{WIPW,j}(\theta^{j*})\}^2 \mid \mathfrak{D}_{t-1} \right]} \\ &= \frac{T^{-1} \sum_{t=1}^T W_t^j C_t^j / \{\prod_{k=2}^K \pi_{t,k}^j(\bar{\mathbf{X}}_{k,t})\} \pi_{t,1}^j(\mathbf{X}_{1,t})}{\sigma} \\ &\xrightarrow{p} \frac{\tau}{\sigma} \\ &> 0. \end{aligned}$$

Similarly, for the WAIPW estimator,

$$\begin{aligned}
-\xi_T^{-1/2}(\theta^*) \nabla_{\theta} \mathcal{M}_T(\theta^*) \xi_T^{-1/2}(\theta^*) &= \frac{T^{-1} \sum_{t=1}^T W_t^{A,j}}{T^{-1} \sum_{t=1}^T E \left[\{M_t^{WAIPW,j}(\theta^j)\}^2 \mid \mathfrak{D}_{t-1} \right]} \\
&= \frac{T^{-1} \sum_{t=1}^T W_t^{A,j}}{\sigma} \\
&\xrightarrow{p} \frac{\tau'}{\sigma} \\
&> 0
\end{aligned}$$

Assumption (A8) states $\widehat{\theta}_T$ satisfies $\xi_T^{-1/2}(\theta^*) \mathcal{M}_T(\widehat{\theta}_T) \xrightarrow{p} 0$ as $T \rightarrow \infty$.

Both $E \left\{ M_t^{WIPW,j}(\widehat{\theta}_t^{WIPW,j}) \right\} = 0$ and $E \left\{ M_t^{WAIPW,j}(\widehat{\theta}_t^{WAIPW,j}) \right\} = 0$.

For WIPW, due to the the strong law of large numbers of Martingale differences:

$$\begin{aligned}
\xi_T^{-1/2}(\theta^*) \mathcal{M}_T(\widehat{\theta}_T) &= \frac{T^{-1} \mathcal{M}_t^{WIPW,j}(\widehat{\theta}_t^j)}{T^{-1} \sum_{t=1}^T E \left[\left\{ M_t^{WIPW,j}(\widehat{\theta}_t^{WIPW,j}) \right\}^2 \mid \mathfrak{D}_{t-1} \right]} \\
&\xrightarrow{p} 0/\sigma
\end{aligned}$$

and likewise for WAIPW:

$$\begin{aligned}
\xi_T^{-1/2}(\theta^*) \mathcal{M}_T(\widehat{\theta}_T) &= \frac{T^{-1} \mathcal{M}_t^{WAIPW,j}(\widehat{\theta}_t^j)}{T^{-1} \sum_{t=1}^T E \left[\left\{ M_t^{WAIPW,j}(\widehat{\theta}_t^{WAIPW,j}) \right\}^2 \mid \mathfrak{D}_{t-1} \right]} \\
&\xrightarrow{p} 0/\sigma
\end{aligned}$$

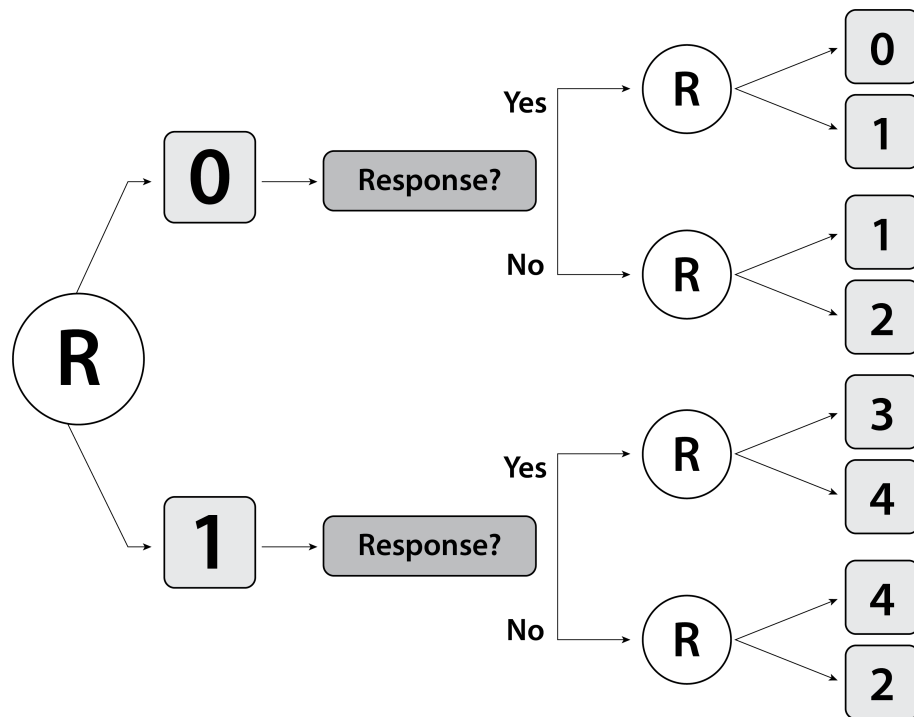


Figure 1. Schematic depicting the design of the SMART for evaluation of behavioral interventions for cancer pain management. The eight embedded regimes implied by the design are of the form “Give a initially; if response, give b , otherwise if nonresponse give c ,” where regimes 1, . . . , 8 correspond to $(a, b, c) = (0, 0, 1), (0, 0, 2), (0, 1, 2), (0, 1, 1), (1, 3, 4), (1, 3, 2), (1, 4, 2), (1, 4, 4)$, respectively.

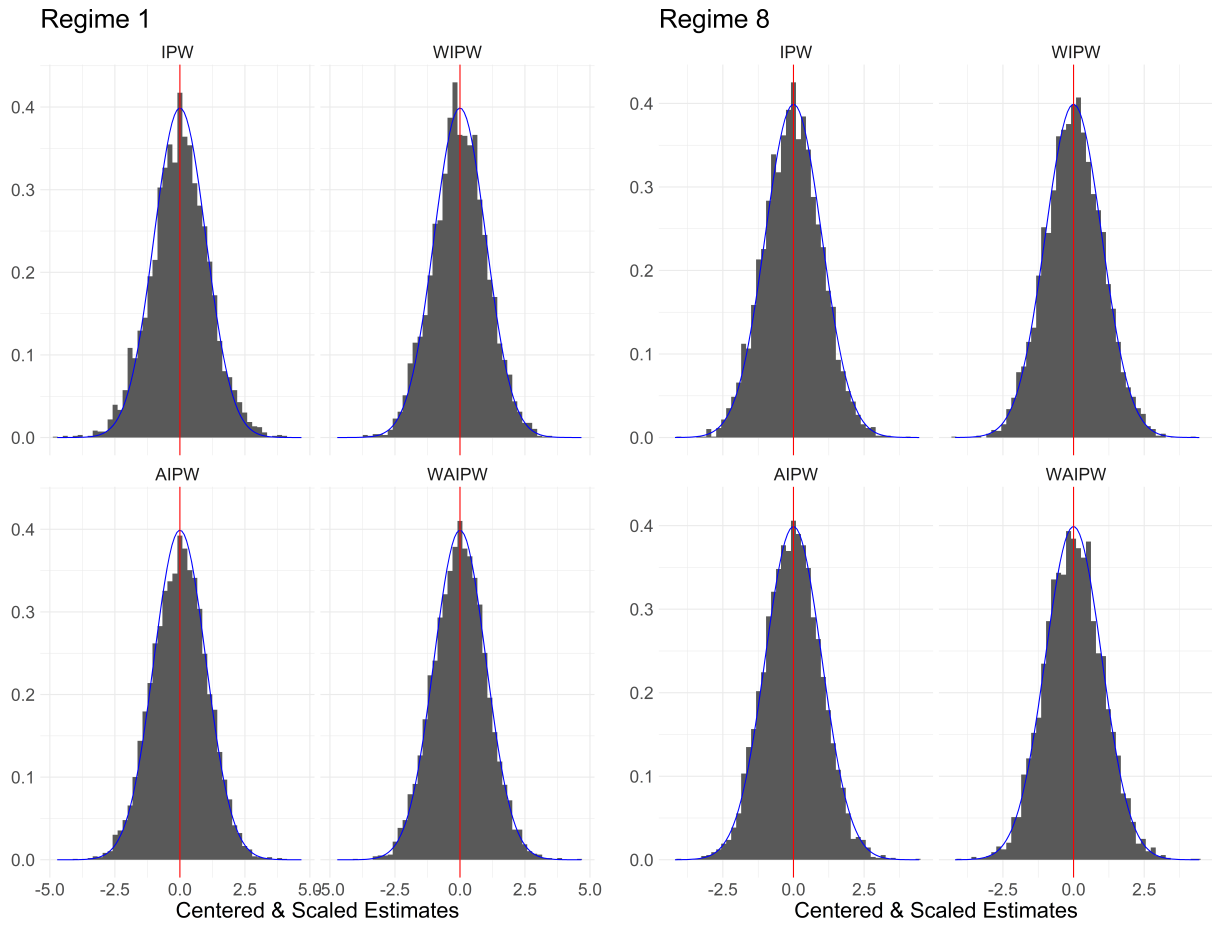


Figure 2. Monte Carlo distributions of centered and scaled estimates as in the theory of Section 4 for selected estimators in the simulation in Section 5.1. The histograms correspond to the indicated estimator for $\mathcal{V}(\mathbf{d}^1)$ and $\mathcal{V}(\mathbf{d}^8)$ under up-front randomization using TS based on the WAIPW estimator (2) with $c_t = 1$ for all t . The vertical line indicates mean zero, and the density of a standard normal distribution is superimposed.

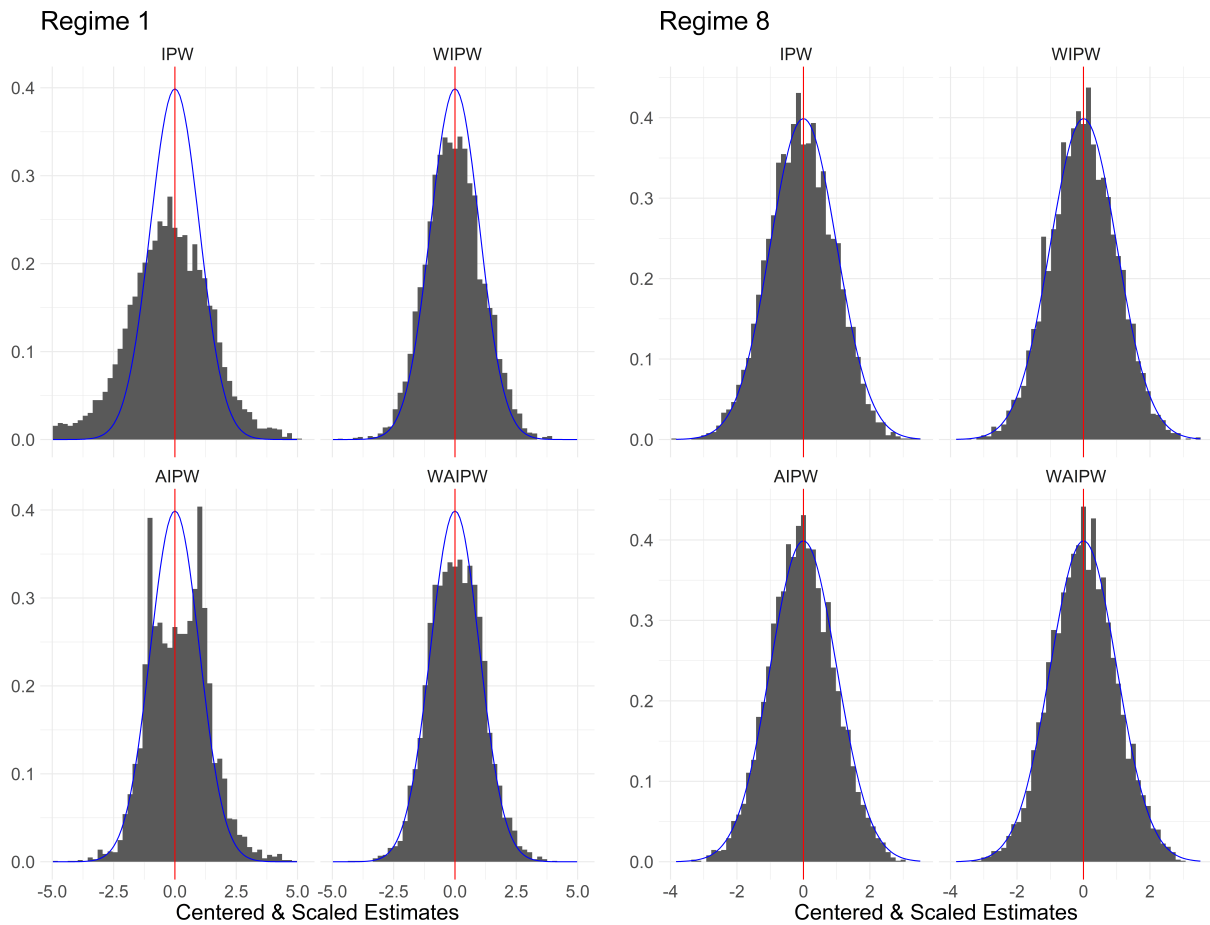


Figure 3. Monte Carlo distributions of centered and scaled estimates as in the theory of Section 4 for selected estimators in the simulation in Section 5.2. The histograms correspond to the indicated estimator for $\mathcal{V}(\mathbf{d}^1)$ and $\mathcal{V}(\mathbf{d}^8)$ under sequential randomization using TS with $c_t = 1$ for all t . The vertical line indicates mean zero, and the density of a standard normal distribution is superimposed.

Table 1

Simulation results using up-front RAR based on TS for 5000 Monte Carlo (MC) replications for the scenario in Section 5.1. Columns indicate the randomization method: WAIPW(0.5) is TS based on the WAIPW estimator (2) with $c_t = 0.5$ for all t and AIPW(1) uses $c_t = 1$ for all t ; WIPW(c_t) and IAIPW(c_t) are defined similarly. SR denotes simple, uniform randomization. Mean Y denotes the MC average mean outcome for the 1000 individuals in the trial; lower mean outcomes are more favorable. Proportion A_1 Opt is the MC average proportion of subjects assigned the optimal treatment at the first-stage; Proportion Regime Opt is the MC average proportion of subjects who followed the optimal regime in the trial. For estimation results, Regime Correct denotes the proportion of trials we correctly estimate \mathbf{d}^8 to be the optimal regime; $\mathcal{V}(\mathbf{d}^8)$ MSE is the MC mean squared error for regime 8. For the estimation results, the term in parentheses, e.g., (IPW), denotes the estimator used after the trial is completed. $\mathcal{V}(\mathbf{d}^8)$ 95% CI is the MC proportion of 95% confidence intervals that cover the true value; the term in parentheses is the estimator used to construct the confidence interval. $\mathcal{V}(\mathbf{d}^8)$ 95% LB for lower confidence bounds $\mathcal{V}(\mathbf{d}^8)$ 95% UB for upper confidence bounds are defined similarly. Bold values indicate the most favorable result among the randomization methods. Standard deviations of entries are in parentheses

	SR	WIPW(0.5)	WIPW(1)	WAIPW(0.5)	WAIPW(1)	IAIPW(0.5)	IAIPW(1)
<u>In Trial</u>							
Mean Y	-1.380 (0.001)	-1.795 (0.001)	-1.992 (0.001)	-1.794 (0.001)	-1.996 (0.001)	-1.793 (0.001)	-1.993 (0.001)
Proportion A_1 Opt	0.500 (0.000)	0.691 (0.000)	0.782 (0.000)	0.691 (0.000)	0.782 (0.000)	0.690 (0.000)	0.782 (0.000)
Proportion Regime Opt	0.250 (0.000)	0.390 (0.001)	0.470 (0.001)	0.401 (0.001)	0.498 (0.002)	0.402 (0.001)	0.491 (0.001)
<u>Estimation</u>							
Regime Correct (IPW)	0.433 (0.007)	0.462 (0.007)	0.444 (0.007)	0.449 (0.007)	0.409 (0.007)	0.441 (0.007)	0.430 (0.007)
Regime Correct (WIPW)	0.397 (0.007)	0.468 (0.007)	0.460 (0.007)	0.463 (0.007)	0.436 (0.007)	0.452 (0.007)	0.460 (0.007)
Regime Correct (AIPW)	0.529 (0.007)	0.562 (0.007)	0.534 (0.007)	0.559 (0.007)	0.523 (0.007)	0.555 (0.007)	0.534 (0.007)
Regime Correct (WAIPW)	0.516 (0.007)	0.548 (0.007)	0.540 (0.007)	0.555 (0.007)	0.524 (0.007)	0.545 (0.007)	0.539 (0.007)
$\mathcal{V}(\mathbf{d}^8)$ MSE $\times 10^2$ (IPW)	0.814 (0.017)	0.619 (0.013)	0.735 (0.024)	0.591 (0.013)	0.671 (0.019)	0.619 (0.013)	0.669 (0.016)
$\mathcal{V}(\mathbf{d}^8)$ MSE $\times 10^2$ (WIPW)	1.185 (0.024)	0.598 (0.013)	0.646 (0.012)	0.560 (0.012)	0.576 (0.015)	0.578 (0.012)	0.574 (0.014)
$\mathcal{V}(\mathbf{d}^8)$ MSE $\times 10^2$ (AIPW)	0.544 (0.011)	0.419 (0.008)	0.463 (0.012)	0.407 (0.008)	0.446 (0.011)	0.438 (0.009)	0.432 (0.009)
$\mathcal{V}(\mathbf{d}^8)$ MSE $\times 10^2$ (WAIPW)	0.552 (0.012)	0.411 (0.008)	0.419 (0.010)	0.400 (0.008)	0.420 (0.011)	0.427 (0.009)	0.411 (0.009)
<u>Coverage</u>							
$\mathcal{V}(\mathbf{d}^8)$ 95% CI (IPW)	0.949 (0.003)	0.950 (0.003)	0.949 (0.003)	0.954 (0.003)	0.947 (0.003)	0.951 (0.003)	0.950 (0.003)
$\mathcal{V}(\mathbf{d}^8)$ 95% CI (WIPW)	0.943 (0.003)	0.948 (0.003)	0.945 (0.003)	0.953 (0.003)	0.944 (0.003)	0.949 (0.003)	0.948 (0.003)
$\mathcal{V}(\mathbf{d}^8)$ 95% CI (AIPW)	0.944 (0.003)	0.952 (0.003)	0.951 (0.003)	0.952 (0.003)	0.954 (0.003)	0.950 (0.003)	0.950 (0.003)
$\mathcal{V}(\mathbf{d}^8)$ 95% CI (WAIPW)	0.947 (0.003)	0.951 (0.003)	0.950 (0.003)	0.951 (0.003)	0.948 (0.003)	0.947 (0.003)	0.944 (0.003)
$\mathcal{V}(\mathbf{d}^8)$ 95% LB (IPW)	0.952 (0.003)	0.960 (0.003)	0.960 (0.003)	0.954 (0.003)	0.954 (0.003)	0.950 (0.003)	0.953 (0.003)
$\mathcal{V}(\mathbf{d}^8)$ 95% LB (WIPW)	0.946 (0.003)	0.954 (0.003)	0.948 (0.003)	0.950 (0.003)	0.947 (0.003)	0.947 (0.003)	0.945 (0.003)
$\mathcal{V}(\mathbf{d}^8)$ 95% LB (AIPW)	0.944 (0.003)	0.959 (0.003)	0.955 (0.003)	0.951 (0.003)	0.954 (0.003)	0.950 (0.003)	0.952 (0.003)
$\mathcal{V}(\mathbf{d}^8)$ 95% LB (WAIPW)	0.946 (0.003)	0.957 (0.003)	0.950 (0.003)	0.947 (0.003)	0.947 (0.003)	0.944 (0.003)	0.945 (0.003)
$\mathcal{V}(\mathbf{d}^8)$ 95% UB (IPW)	0.950 (0.003)	0.944 (0.003)	0.940 (0.003)	0.955 (0.003)	0.942 (0.003)	0.949 (0.003)	0.944 (0.003)
$\mathcal{V}(\mathbf{d}^8)$ 95% UB (WIPW)	0.946 (0.003)	0.947 (0.003)	0.944 (0.003)	0.955 (0.003)	0.946 (0.003)	0.952 (0.003)	0.947 (0.003)
$\mathcal{V}(\mathbf{d}^8)$ 95% UB (AIPW)	0.952 (0.003)	0.947 (0.003)	0.948 (0.003)	0.954 (0.003)	0.949 (0.003)	0.944 (0.003)	0.948 (0.003)
$\mathcal{V}(\mathbf{d}^8)$ 95% UB (WAIPW)	0.952 (0.003)	0.946 (0.003)	0.952 (0.003)	0.956 (0.003)	0.949 (0.003)	0.948 (0.003)	0.950 (0.003)

Table 2

Simulation results using sequential RAR based on TS for 5000 Monte Carlo replications for the scenario in Section 5.1. Columns indicate the randomization method: TS(0.25) is TS via Q-learning with $c_t = 0.25$ for all t , TS(0.50), TS(0.75), and TS(1) are defined similarly. AR-1 is the conservatively-tuned version of SMART-AR and AR-2 is the more aggressive version. SR denotes simple, uniform randomization. All entries are defined as in Table 1.

	SR	TS(0.25)	TS(0.50)	TS(0.75)	TS(1)	AR-1	AR-2
<u>In Trial</u>							
Mean Y	-1.380 (0.001)	-1.976 (0.001)	-1.999 (0.001)	-2.014 (0.001)	-2.206 (0.001)	-1.950 (0.001)	-1.957 (0.001)
Proportion A_1 Opt	0.500 (0.000)	0.772 (0.001)	0.780 (0.001)	0.785 (0.001)	0.790 (0.000)	0.775 (0.000)	0.775 (0.000)
Proportion Regime Opt	0.250 (0.000)	0.445 (0.001)	0.491 (0.001)	0.517 (0.001)	0.538 (0.002)	0.320 (0.001)	0.351 (0.001)
<u>Estimation</u>							
Regime Correct (IPW)	0.433 (0.007)	0.471 (0.007)	0.463 (0.007)	0.423 (0.007)	0.404 (0.007)	0.468 (0.007)	0.484 (0.007)
Regime Correct (WIPW)	0.397 (0.007)	0.480 (0.007)	0.471 (0.007)	0.452 (0.007)	0.434 (0.007)	0.480 (0.007)	0.488 (0.007)
Regime Correct (AIPW)	0.529 (0.007)	0.568 (0.007)	0.549 (0.007)	0.512 (0.007)	0.484 (0.007)	0.546 (0.007)	0.569 (0.007)
Regime Correct (WAIPW)	0.516 (0.007)	0.569 (0.007)	0.548 (0.007)	0.530 (0.007)	0.519 (0.007)	0.558 (0.007)	0.582 (0.007)
$\mathcal{V}(\mathbf{d}^8)$ MSE $\times 10^2$ (IPW)	0.814 (0.017)	0.556 (0.012)	0.541 (0.012)	0.586 (0.015)	0.660 (0.020)	0.837 (0.018)	0.676 (0.014)
$\mathcal{V}(\mathbf{d}^8)$ MSE $\times 10^2$ (WIPW)	1.185 (0.024)	0.504 (0.011)	0.480 (0.011)	0.515 (0.014)	0.517 (0.014)	0.767 (0.016)	0.636 (0.013)
$\mathcal{V}(\mathbf{d}^8)$ MSE $\times 10^2$ (AIPW)	0.544 (0.011)	0.396 (0.009)	0.383 (0.008)	0.401 (0.010)	0.433 (0.013)	0.521 (0.011)	0.442 (0.009)
$\mathcal{V}(\mathbf{d}^8)$ MSE $\times 10^2$ (WAIPW)	0.552 (0.012)	0.377 (0.008)	0.368 (0.008)	0.381 (0.010)	0.378 (0.010)	0.501 (0.010)	0.432 (0.009)
<u>Coverage</u>							
$\overline{\mathcal{V}}(\mathbf{d}^8)$ 95% CI (IPW)	0.949 (0.003)	0.940 (0.003)	0.951 (0.003)	0.953 (0.003)	0.954 (0.003)	0.949 (0.003)	0.948 (0.003)
$\mathcal{V}(\mathbf{d}^8)$ 95% CI (WIPW)	0.943 (0.003)	0.940 (0.003)	0.951 (0.003)	0.952 (0.003)	0.954 (0.003)	0.949 (0.003)	0.947 (0.003)
$\mathcal{V}(\mathbf{d}^8)$ 95% CI (AIPW)	0.944 (0.003)	0.947 (0.003)	0.950 (0.003)	0.958 (0.003)	0.954 (0.003)	0.950 (0.003)	0.952 (0.003)
$\mathcal{V}(\mathbf{d}^8)$ 95% CI (WAIPW)	0.947 (0.003)	0.942 (0.003)	0.947 (0.003)	0.951 (0.003)	0.952 (0.003)	0.948 (0.003)	0.951 (0.003)
$\mathcal{V}(\mathbf{d}^8)$ 95% LB (IPW)	0.952 (0.003)	0.948 (0.003)	0.952 (0.003)	0.955 (0.003)	0.960 (0.003)	0.940 (0.003)	0.948 (0.003)
$\mathcal{V}(\mathbf{d}^8)$ 95% LB (WIPW)	0.946 (0.003)	0.946 (0.003)	0.948 (0.003)	0.950 (0.003)	0.954 (0.003)	0.946 (0.003)	0.949 (0.003)
$\mathcal{V}(\mathbf{d}^8)$ 95% LB (AIPW)	0.944 (0.003)	0.948 (0.003)	0.948 (0.003)	0.955 (0.003)	0.957 (0.003)	0.944 (0.003)	0.949 (0.003)
$\mathcal{V}(\mathbf{d}^8)$ 95% LB (WAIPW)	0.946 (0.003)	0.946 (0.003)	0.945 (0.003)	0.947 (0.003)	0.950 (0.003)	0.946 (0.003)	0.951 (0.003)
$\mathcal{V}(\mathbf{d}^8)$ 95% UB (IPW)	0.950 (0.003)	0.945 (0.003)	0.950 (0.003)	0.950 (0.003)	0.946 (0.003)	0.952 (0.003)	0.950 (0.003)
$\mathcal{V}(\mathbf{d}^8)$ 95% UB (WIPW)	0.946 (0.003)	0.947 (0.003)	0.951 (0.003)	0.951 (0.003)	0.952 (0.003)	0.949 (0.003)	0.948 (0.003)
$\mathcal{V}(\mathbf{d}^8)$ 95% UB (AIPW)	0.952 (0.003)	0.946 (0.003)	0.951 (0.003)	0.952 (0.003)	0.952 (0.003)	0.954 (0.003)	0.951 (0.003)
$\mathcal{V}(\mathbf{d}^8)$ 95% UB (WAIPW)	0.952 (0.003)	0.949 (0.003)	0.953 (0.003)	0.957 (0.003)	0.956 (0.003)	0.952 (0.003)	0.947 (0.003)