

Near-unity efficiency and photon indistinguishability for the "hourglass" single-photon source using suppression of the background emission

Benedek Gaál,¹ Martin Arentoft Jacobsen,¹ Luca Vannucci,¹ Julien Claudon,² Jean-Michel Gérard,² and Niels Gregersen^{1, a)}

¹*DTU Fotonik, Department of Photonics Engineering, Technical University of Denmark, Ørsteds Plads, Building 343, DK-2800 Kongens Lyngby, Denmark*

²*Univ. Grenoble Alpes, CEA, Grenoble INP, IRIG, PHELIQS, "Nanophysique et Semiconducteurs" Group, F-38000 Grenoble, France*

(Dated: 22 November 2022)

An on-going challenge within scalable optical quantum information processing is to increase the collection efficiency ε and the photon indistinguishability η of the single-photon source towards unity. Within quantum dot-based sources, the prospect of increasing the product $\varepsilon\eta$ arbitrarily close to unity was recently questioned. In this work, we discuss the influence of the trade-off between efficiency and indistinguishability in the presence of phonon-induced decoherence, and we show that the photonic "hourglass" design allows for improving $\varepsilon\eta$ beyond the predicted maximum for the standard micropillar design subject to this trade-off. This circumvention of the trade-off is possible thanks to control of the spontaneous emission into background radiation modes, and our work highlights the importance of engineering of the background emission in future pursuits of near-unity performance of quantum dot single-photon sources.

Within scalable optical quantum information processing^{1,2}, a key component is the single-photon source³⁻⁵ (SPS) producing the single photons used to encode the quantum bits. The N -photon interference experiment^{1,6}, constituting the backbone of optical quantum computing protocols, has a success probability P scaling as $P = (\varepsilon\eta)^N$, where ε is the source efficiency^{4,5} defined as the probability of detecting a photon per trigger and η is the indistinguishability of subsequently emitted photons. The SPS performance can thus be evaluated in terms of the product $\varepsilon\eta$, and upscaling the multi-photon interference experiment to a large N thus requires increasing $\varepsilon\eta$ arbitrarily close to unity. The spontaneous parametric down-conversion process⁷ allows straightforward generation of polarization entangled photon pairs and has been the workhorse within quantum light generation for several decades, however the probabilistic nature of the emission process reduces ε to a few percent.

As alternative, the semiconductor quantum dot^{3,8} (QD) has emerged as a leading platform for efficient generation of single indistinguishable photons. The spontaneous emission process of the two-level system of the QD allows for deterministic emission of single photons. However, the large refractive index contrast at the semiconductor-air interface limits ε to ~ 0.01 for a QD in bulk medium, and it is necessary to place the emitter inside an optical antenna SPS microstructure to guide the light^{4,5} towards the collection optics. Furthermore, the interaction with the solid-state environment leads to reduced indistinguishability⁹ of the emitted photons. Photon energy fluctuations due to a fluctuating charge environment¹⁰ can be suppressed by introducing electri-

cal contacts^{11,12} and a static electric voltage to stabilize the charge environment. A more fundamental decoherence mechanism, however, is the interaction with quantized lattice vibrations, leading to phonon-induced decoherence^{4,5,9,13}. This mechanism produces a phonon sideband comprised of distinguishable photons in the emission spectrum even at 0 K and results in a maximum indistinguishability of ~ 0.9 for an InAs QD in bulk⁹ and of ~ 0.95 for a GaAs QD in bulk¹⁴, due to shorter lifetime. While the photons in this sideband can be removed using a narrow spectral filter, this occurs at the cost of efficiency, and the figure of merit $\varepsilon\eta$ is thus not improved by spectral filtering.

Whereas all SPS design approaches require spatial alignment between the QD and the optical mode profile, broadband design strategies, such as the photonic nanowire¹⁵⁻²⁶, the bullseye^{27,28}, the microlens²⁹, the photonic crystal waveguide³⁰⁻³² and the planar dielectric antenna³³ approach, do not rely on resonant effects. For example, the photonic nanowire design instead exploits a dielectric screening effect¹⁶ to suppress emission into radiation modes and ensure preferential coupling to the fundamental waveguide mode, whereas the photonic crystal waveguide³⁰ combines dielectric screening with the slow light effect^{31,32} near the photonic band edge to also enhance emission into the waveguide mode. Thus, the strength of a broadband strategy is that careful spectral alignment between a cavity resonance and the QD emission line is unnecessary. However, a drawback is the lack of a mechanism to suppress the phonon sideband¹³. In contrast, narrowband SPS design strategies including the micropillar^{11,27,34-40} shown in Fig. 1(a) and the open cavity geometry⁴¹ rely on the resonant cavity quantum electrodynamics (CQED) effect to funnel emission^{4,5} into a well-defined cavity mode at the resonance wavelength λ_C . The CQED design approach requires a spectral alignment between the QD and the cavity mode, and

^{a)} Author to whom correspondence should be addressed; Electronic mail: ngre@fotonik.dtu.dk

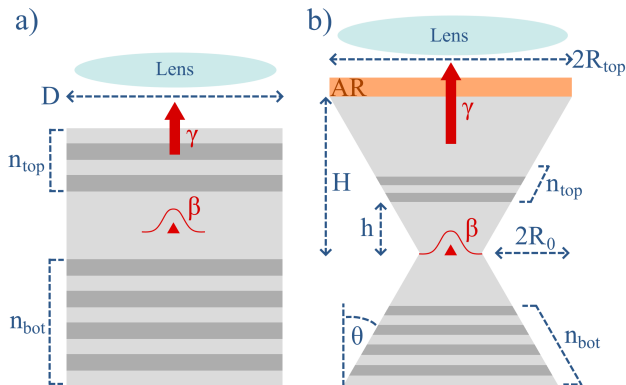


FIG. 1. Schematic of (a) the micropillar and (b) the hourglass geometries, where the QD is represented by a red triangle. Both structures feature distributed Bragg reflectors (DBRs) with n_{top} (n_{bot}) layer pairs above (below) the QD.

with typical Q factors^{11,27,34} above 5000, a tuning mechanism for the QD line is generally needed. However, an advantage of the narrowband approach is the efficient funneling of photons into the cavity mode leading to a suppression of the phonon sideband^{13,35} and measured indistinguishability^{11,34} of ~ 0.99 without spectral filtering.

In both design approaches, the physics of the coupling efficiency ε is often analyzed using a single-mode model^{4,19,35,42}, where the single-mode efficiency ε_s is given as the product $\varepsilon_s = \beta\gamma$ (cf. Fig. 1). Here, the spontaneous emission β factor is the fraction of light coupled to the fundamental cavity mode $\beta = \Gamma_C/\Gamma_T$, with Γ_C and Γ_T being the emission rate into the cavity mode and the total rate, respectively, and the transmission γ is the fraction of power in the cavity detected by the collection optics for a specific numerical aperture (NA) taking into account an overlap with a Gaussian profile^{17,18}. The emission rate Γ_C into the cavity normalized to that of a bulk medium Γ_{Bulk} is given by the Purcell factor $F_p = \Gamma_C/\Gamma_{\text{Bulk}} = \frac{3}{4\pi^2} \frac{Q}{V_n}$, where Q is the cavity quality factor, V_n is the mode volume in units of $(\lambda/n)^3$ and n is the cavity refractive index. In terms of the Purcell factor, β can be written as

$$\beta = \frac{\Gamma_C}{\Gamma_C + \Gamma_B} = \frac{F_p}{F_p + \Gamma_B/\Gamma_{\text{Bulk}}}, \quad (1)$$

where $\Gamma_B = \Gamma_T - \Gamma_C$ is the total background emission rate. From Eq. (1), it would appear that β and in turn the efficiency can be optimized simply by increasing F_p . Furthermore, increasing the Purcell factor by enhancing the Q factor brings the additional benefit of improving the indistinguishability in the presence of phonon-induced decoherence by funneling the spontaneous emission through a spectrally narrow cavity mode^{13,35}, as discussed above, without reducing the efficiency. Thus, the acknowledged optimization strategy of the CQED-based SPS design both in terms of efficiency and indistinguishability has been to increase the Purcell factor.

However, it was recently shown that this simple optimization paradigm only works¹³ in the weak coupling regime: As the Purcell factor increases, the strong coupling regime is reached leading to the generation of two hybrid polariton states, whose energy splitting (of the order of ~ 0.1 meV) is smaller than the acoustic phonon cutoff energy (1–2 meV). Therefore, phonon modes are available to mediate transitions between the polariton states, resulting in decoherence in the emission process⁴³. Thus increasing the Purcell factor beyond a certain point will actually reduce the indistinguishability, and the standard CQED design approach thus features an inherent trade-off¹³ between achievable efficiency and indistinguishability. Subject to this trade-off, the micropillar SPS design was recently numerically optimized³⁵ in terms of efficiency and indistinguishability with a maximum product $\varepsilon\eta$ obtained for $\varepsilon = 0.95$ and $\eta = 0.997$. While these figures of merit have yet to be demonstrated experimentally, the question remains: Is the trade-off of fundamental nature, or can the performance be improved further using unconventional design strategies?

One way of avoiding phonon-induced decoherence is obviously to suppress the interaction with the phonons. Direct phononic engineering, where phonons are suppressed using a phononic bandgap, generally requires nanofabrication on a length scale smaller than what is possible today. However, another option is to suppress the photon emission taking place via phonon-assisted emission channels. The idea here is to stay within the weak coupling regime and optimize the spontaneous emission β factor in (1), not by increasing the Purcell factor, but instead by reducing the emission Γ_B into background modes. Indeed, the broadband photonic nanowire^{15–26} design approach relies on this exact concept, where dielectric screening¹⁶ is used to suppress the background (radiation) modes.

In the remainder of this Perspectives Letter, we address the above question by considering a specific SPS design based on the recently proposed hybrid photonic nanowire-micropillar "hourglass" design¹⁹ shown in Fig. 1(b). The hourglass features a narrow waist at the position of the QD, enabling suppression of the background emission using dielectric screening, as well as tapers featuring distributed Bragg reflectors (DBRs), allowing for Purcell enhancement of the spontaneous emission. Using the example of the hourglass, we show how careful engineering of the background emission may indeed pave the way for future increase of the SPS figures of merit towards unity. As a first step down this avenue, we demonstrate that the figures of merit can be improved beyond the limitation imposed by the trade-off for the standard micropillar SPS design.

We perform optical simulations using a Fourier Modal Method^{44–46} (FMM) with a true open boundary condition to determine the efficiency. The QD is modeled as a classical point dipole with in-plane dipole orientation and harmonic oscillation frequency ω . The previously defined spontaneous emission rates Γ_X ($X = C, B, T$)

are then determined as $\Gamma_X/\Gamma_{\text{Bulk}} = P_X/P_{\text{Bulk}}$ ⁴⁷, where P_X are the corresponding classical powers emitted by the dipole and Γ_{Bulk} (P_{Bulk}) is the spontaneous emission rate (power) in a bulk medium. For our single-mode model with $\varepsilon_s = \beta\gamma$, the transmission γ from the cavity mode is computed as $\gamma = P_{\text{Lens,C}}/P_C$, where $P_{\text{Lens,C}}$ is the power coupled to the lens from the cavity mode alone and P_C is the power emitted into the cavity mode. The calculation of $P_{\text{Lens,C}}$ includes an overlap integral with a Gaussian profile^{17,18} to model coupling to the fundamental mode of a single-mode fiber (SMF). Similarly, the efficiency ε computed using the full model is determined as $\varepsilon = P_{\text{Lens}}/P_T$, where P_{Lens} is the output power coupled to the lens, again taking into account an overlap with a Gaussian mode.

The indistinguishability is calculated using a Born-Markov master equation in the polaron frame including the effects of the phonon environment^{13,35,48–50} discussed in detail in Ref. 35. To ensure a fair comparison with the micropillar optimization³⁵, we use the same parameters for the phonon environment as in Ref. 35. In the high- β regime, where light from the QD reaching the collection optics is emitted almost exclusively via the cavity mode, the indistinguishability depends only on three parameters from the optical simulations, namely the cavity escape rate $\kappa = \omega/Q$, the cavity-QD coupling strength g proportional to $1/\sqrt{V_n}$ and the background emission rate Γ_B . In this Letter, instead of performing a full parameter sweep, we propose an hourglass design with a similar value of g as that for the optimum micropillar design,³⁵ and we investigate the influence of the dielectric screening effect on the performance.

Similar to the micropillar, the hourglass consists of an InAs QD in a vertical GaAs cavity surrounded by distributed Bragg reflectors (DBRs) with n_{top} (n_{bot}) layer pairs in the top (bottom) DBR. However, the center cavity radius is chosen as $R_0 = 114$ nm to suppress the background emission rate using the dielectric screening effect^{4,16}, such that $\Gamma_B/\Gamma_{\text{Bulk}} \sim 0.05$ at our design wavelength $\lambda = 925$ nm. The hourglass then features inverted "trumpet" tapers, where the top taper is used to reduce the output beam divergence and ensure a good coupling to the collection optics and the bottom taper is needed to obtain high bottom DBR reflectivity as discussed in detail in Ref. 19. In this Letter, we consider a symmetric structure with identical sidewall angle θ and identical QD-DBR separation height h in both top and bottom taper sections. The DBRs consist of alternating layers of $\text{Al}_{0.85}\text{Ga}_{0.15}\text{As}$ and GaAs with refractive indices⁵¹ $n_{\text{AlGaAs}} = 2.9895$ and $n_{\text{GaAs}} = 3.4788$ for $\lambda = 925$ nm and $T = 4$ K, and we use diameter-dependent thicknesses of the DBR layers using the procedure outlined in Appendix C of Ref. 20. Above the top DBR, the hourglass features an additional homogeneous top taper section followed by an anti-reflection (AR) coating with refractive index $n_{\text{AR}} = \sqrt{n_{\text{GaAs}}}$ and thickness given by $t_{\text{AR}} = \lambda/4n_{\text{eff,AR}}$ to prevent the formation of a second cavity in this top taper section.

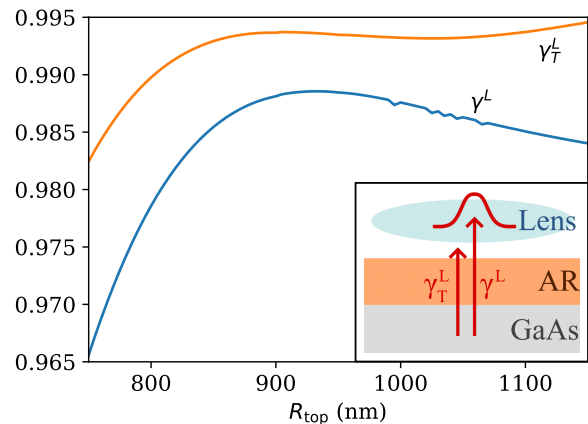


FIG. 2. Transmission γ^L including the Gaussian overlap and total transmission γ_T^L for the fundamental HE_{11} mode as function of top radius R_{top} for a 0.82 NA collection lens. The transmission is computed for the three-layer structure shown in the inset.

To determine a top taper geometry allowing for high collection efficiency, we write the transmission γ as the product $\gamma = \gamma^L T_{11}$, where T_{11} is the power transmission of the fundamental HE_{11} mode from the QD to the top of the GaAs taper in the absence of a DBR and γ^L is the HE_{11} transmission from the top of the GaAs taper to the collection lens (cf. Fig. 2, inset) taking into account the Gaussian overlap.

We present the transmission γ^L as well as the total transmission γ_T^L without the Gaussian overlap in Fig. 2 as function of R_{top} . For decreasing values of R_{top} below ~ 900 nm, the output beam divergence increases²¹ and both transmissions are reduced. For increasing R_{top} , the total transmission γ_T^L increases towards 1 as the output beam divergence decreases. Importantly, we notice that the transmission γ^L taking into account the Gaussian overlap does not increase towards unity with R_{top} but instead takes a maximum value of $\gamma_g^L = 0.988$ at $R_{\text{top}} = 930$ nm. This ceiling occurs due to imperfect mode overlap of the strongly confined mode in the GaAs waveguide (Bessel function profile) and the Gaussian profile resulting from weak confinement in a SMF. In the following, we choose $R_{\text{top}} = 930$ nm corresponding to maximum transmission to the lens.

Having fixed R_0 and R_{top} , we proceed to determine a taper geometry allowing for an adiabatic expansion²² of the fundamental mode suppressing coupling to higher order modes and allowing for a transmission $T_{11} \rightarrow 1$. In this work, we consider a linear taper with sidewall angle θ . The computed transmission as function of θ is presented in Fig. 3 illustrating how a high transmission is obtained at the expense of a small sidewall angle, in turn leading to a tall structure. Weak oscillations for large θ due to higher-order mode coupling²² are also observed. We choose a sidewall angle of $\theta = 0.8^\circ$ leading to a total top taper height H of $58.5 \mu\text{m}$ and a transmission $T_{11} =$

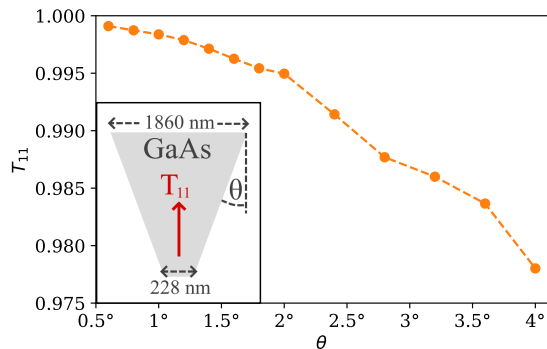


FIG. 3. The power transmission T_{11} of the HE_{11} mode through the bare top taper shown in the inset as function of the sidewall angle θ .

0.9987.

We now consider the full hourglass structure including the bottom taper with the DBR, where we set the number of bottom DBR layer pairs $n_{\text{bot}} = 46$ to avoid leakage of light into the substrate. We then fix the QD-DBR separation height to $h = 24142$ nm such that the QD is placed at a field antinode and such that the normalized mode volume V_n will take a value of ≈ 28 , a value which leads to the optimum $\epsilon\eta$ figure of merit for the micropillar SPS design³⁵.

The computed spontaneous emission β factor, Purcell factor F_p , Q factor and mode volume V_n are presented in Fig. 4 as function of the number of top layer pairs n_{top} . As expected, the Q factor increases rapidly with n_{top} . For $n_{\text{top}} \geq 8$, the normalized mode volume V_n decreases slowly below 30 leading to an increase in F_p with n_{top} roughly proportional to that in Q with $F_p \approx 150$ for $n_{\text{top}} = 15$. However, we observe that a β factor above 0.98 is obtained for all values of n_{top} , even for modest values of the Purcell factor. This excellent coupling is a result of the nanowire effect of suppressing the background emission¹⁶ in the low-diameter regime and represents a major asset of the hourglass SPS design. As for the Q factor, we note that the optimal photon indistinguishability in Ref. 35 was obtained for a $Q \sim 30,000$, and we observe that this value is reached for $n_{\text{top}} = 11$.

We then present the calculated hourglass efficiency and the photon indistinguishability in Fig. 5 as function of n_{top} . The predictions for the efficiency from the full model ϵ and the single-mode model ϵ_s agree well, confirming that the outcoupling of light to the collection lens is mediated almost exclusively by the cavity mode. The small discrepancy for the smaller cavities occurs due to interaction with radiation modes as discussed in Ref. 19. We notice that, unlike the micropillar design, the maximum efficiency of 0.98 is obtained for a modest top mirror reflectivity highlighting the fact that the hourglass design does not rely on significant Purcell enhancement to ensure high efficiency. A small oscillation is observed between $n_{\text{top}} = 5$ and 11 occurring due to a weak cav-

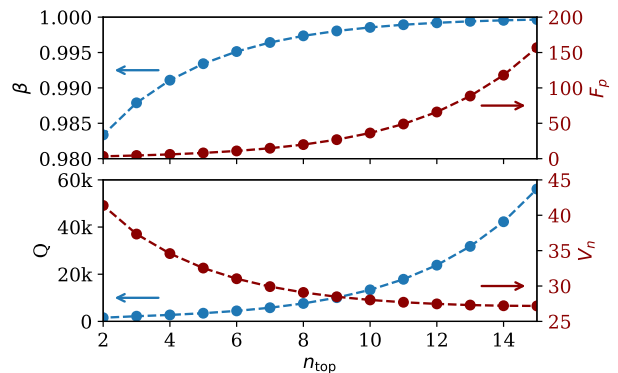


FIG. 4. The β factor, the Purcell factor F_p , the Q factor and the mode volume V_n of the hourglass geometry as a function of top DBR layer pairs n_{top} with $n_{\text{bot}} = 46$.

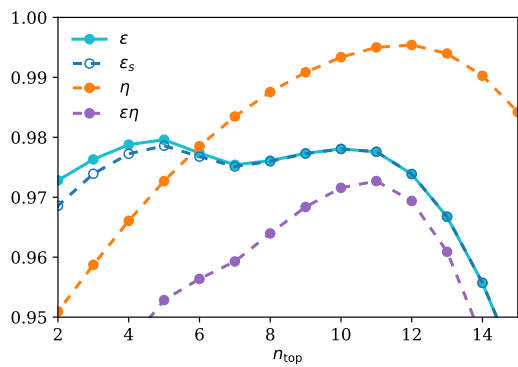


FIG. 5. The efficiency ϵ of the full model, the single-mode efficiency ϵ_s , the indistinguishability η and the product $\epsilon\eta$ of the hourglass design as function of n_{top} .

ity coupling effect with the taper section above the DBR, whereas for $n_{\text{top}} \geq 5$ the efficiency drops uniformly due to increasing leakage of light into the substrate. The indistinguishability increases with top mirror reflectivity with a maximum value of $\eta = 0.995$ at $n_{\text{top}} = 12$, after which the penetration into the strong-coupling regime¹³ leads to reduction in η . We then consider the product of efficiency and indistinguishability and observe that it attains a maximum value of $\epsilon\eta = 0.973$ at $n_{\text{top}} = 11$ representing a clear improvement compared to maximum value for the micropillar geometry of $\epsilon\eta = 0.95$ from Ref. 35. These results for the hourglass design confirm that the trade-off¹³ between efficiency and indistinguishability for the cavity-based SPS is not fundamental but can indeed be overcome by careful engineering of the emission into background radiation modes.

Our analysis demonstrates that the combination of dielectric screening and Purcell enhancement is an excellent strategy to attain a near-unity beta factor. The cavity element of the hourglass design operates at an almost ideal level, where $\sim 99.9\%$ of the emitted light is coupled to the fundamental cavity mode. On the other hand, the

photon indistinguishability is not improved compared to the micropillar³⁵. Its value is influenced by g , κ and Γ_B , and by construction, our values of g and κ are in good agreement with those obtained³⁵ for the micropillar design. While Γ_B is reduced by an order of magnitude^{35,36}, the spontaneous emission rate is dominated by the Purcell enhanced cavity emission, and the reduction in Γ_B does not lead to a substantial improvement in the indistinguishability.

In this Perspectives letter, the improvement in the overall $\varepsilon\eta$ figure of merit is thus brought about by the ability to efficiently funnel light into the cavity mode while staying in the weak coupling regime and not by a reduction in phonon-assisted background emission. However, for an SPS design such as the hourglass, where the background emission rate is controlled, suppression of phonon-assisted emission *via the cavity* and a corresponding improvement in η can be introduced by increasing Q ¹³ while simultaneously increasing the mode volume to avoid the strong coupling regime. While we leave such optimization of the hourglass SPS design to a follow-up work, we remark that control of the background emission within SPS engineering represents a new avenue to be explored for highly efficient emission of single indistinguishable photons. Whereas the photonic nanowire effect^{4,5,15,16,23,24} and proper choice of pillar diameter³⁶ represent initial steps along this avenue, further ideas such as photonic bandgap engineering using e.g. circular Bragg grating rings surrounding the main waveguide remain to be explored.

While the concept of engineering of the background emission is of interest for all QD-based SPS designs, we now consider prospects for increasing the efficiency and indistinguishability of specifically the hourglass design further towards unity. A near-unity beta factor means that the bottleneck preventing unity coupling efficiency is now moved from the cavity to other elements. In the following, we discuss limitations associated with (i) the coupling to a SMF, (ii) charge noise and (iii) the performance of the QD excitation scheme.

Whereas the total transmission from the HE₁₁ mode to a collection lens can be increased towards unity simply by increasing the top radius R_{top} , cf. Fig. 2, the coupling to a Gaussian profile⁵² of a SMF is limited to 0.988. This limitation could be overcome using butt coupling^{25,53} of an SMF to the top surface of the hourglass. By tapering of the SMF, the radius of the glass waveguide at the contact point can be chosen to match R_{top} such that the mode overlap considered is between strongly confined (Bessel function profiles) modes both in the GaAs and the glass waveguide. An associated practical challenge is the significant height H of 58.5 μm of the top taper required for a T_{11} of 0.9987. Since the large value of 930 nm of R_{top} for coupling to a 0.82 NA lens is no longer needed, the butt coupling scheme could simultaneously allow for a reduction of the height of the top taper. We note that non-linear taper shapes, e.g. a horn shape⁵⁴, could also be considered to decrease the taper height.

A disadvantage of the center cavity radius R_0 of 114 nm is the close proximity of the QD to surface defect charge states resulting in charge noise and reduced indistinguishability. Here, surface passivation⁵⁵ and electrical contacts^{11,12} may be implemented to stabilize the charge environment.

A third frequently overlooked source of loss arises from the QD excitation strategy. In the present work, it is assumed that the emitter is initialized in the excited state with 100 % probability using a π pulse. However, for vertical resonant excitation, the cross-polarization filtering needed to isolate the emitted photons from the excitation laser^{11,34} reduces the outcoupling efficiency by a factor of 2. While side excitation^{37,38} is possible, the combination of high collection efficiency and clean emission remains a challenge.

Now, for the vertical excitation, the introduction of an elliptical cross-section enables polarization control by exploiting spectral separation of the two otherwise degenerate polarization modes³⁹. For the micropillar SPS, this has allowed for polarized collection efficiency of 0.60 demonstrated²⁷ and 0.90 predicted⁴⁰ to a first lens, and more recently 0.57 demonstrated⁴¹ coupling from an open cavity SPS to a SMF. In the low-diameter photonic nanowire regime, selective deconfinement of the undesired polarization using an elliptical cross-section has been demonstrated²⁶ with a polarization control of 0.95 for an unstructured nanowire. For the hourglass geometry, selective deconfinement using an elliptical cross-section at the position of the QD combined with Purcell enhancement should allow for even better polarization control and will be explored in a follow-up work. Even so, a price to pay in all elliptical cross-section schemes is a significant increase in the pump power needed to achieve 100 % excitation of the excited state.

Electrical driving has been considered as a practical solution to remove the need for an excitation laser. In this approach, the QD is populated with carriers injected from electrical contacts, with a performance that is on-par with the optical pumping^{22,56} and measured extraction efficiency of 0.61⁵⁷. However, the resulting indistinguishability has remained significantly low (in the range 0.41–0.64^{57,58}) due to an unavoidable time-jitter effect^{9,59}. Non-resonant excitation schemes represent alternative strategies for eliminating the cross-polarization filtering and overcoming the factor of 2 barrier. Schemes based on a non-resonant phonon-assisted excitation^{60–63} have been suggested with predicted⁶⁴ maximum pumping efficiency up to 0.9 and demonstrated⁶³ indistinguishability of 0.91. Two-photon excitation of the bi-exciton level⁶⁵, rapidly followed by stimulated emission from the bi-exciton to the exciton level^{66–68}, has recently shown to provide slightly higher measured indistinguishability (0.93), together with in-fiber efficiency up to 0.51⁶⁷. The dichromatic pumping scheme^{69–72} has allowed for even higher demonstrated⁶⁹ indistinguishability of 0.97 at a pumping efficiency of 0.87, and very recently the pumping efficiency reached 0.97 in a demonstration⁷² based on

a red-detuned dichromatic scheme.

While the figures of merit for the QD excitation strategies above represent significant improvements to resonant excitation with a cross-polarization setup, they still introduce loss mechanisms comparable to or dominating over the predicted $\varepsilon\eta$ figure of merit of 0.973 (0.95) for the hourglass (micropillar) SPS. The excitation scheme thus represents a potential bottleneck in the pursuit of ideal $\varepsilon\eta = 1$ SPS performance, and future SPS engineering should carefully take into account requirements of the excitation scheme.

In conclusion, we have considered challenges in increasing the efficiency and the photon indistinguishability of the QD-based SPS towards unity. A fundamental challenge is the trade-off between efficiency ε and indistinguishability η within the CQED design scheme in the presence of phonon-induced decoherence. We have demonstrated that this trade-off can indeed be circumvented by suppression of the spontaneous emission into background radiation modes. Whereas the product $\varepsilon\eta$ for the micropillar design is limited to 0.95³⁵, we show that hourglass design allows increasing $\varepsilon\eta$ to 0.973. This occurs due to an ultra-high spontaneous emission β factor above 0.997 enabled by a suppression of the background emission due to the photonic nanowire effect. In the pursuit of QD-based SPSs featuring near-unity efficiency and photon indistinguishability, engineering of the background spontaneous emission rate thus represents a new avenue to be explored.

This work is funded by the European Research Council (ERC-CoG "UNITY", grant 865230) and by the Independent Research Fund Denmark (Grant No. DFF-9041-00046B). We acknowledge fruitful discussions with Emil Vosmar Denning.

DATA AVAILABILITY STATEMENT

The data that support the findings of this study are available from the corresponding author upon reasonable request.

- ¹J.-W. Pan, Z.-B. Chen, C.-Y. Lu, H. Weinfurter, A. Zeilinger, and M. Zukowski, "Multiphoton entanglement and interferometry," *Rev. Mod. Phys.* **84**, 777–838 (2012), arXiv:0805.2853.
- ²J. L. O'Brien, A. Furusawa, and J. Vučković, "Photonic quantum technologies," *Nat. Photonics* **3**, 687–695 (2009), arXiv:1003.3928.
- ³I. Aharonovich, D. Englund, and M. Toth, "Solid-state single-photon emitters," *Nat. Photonics* **10**, 631–641 (2016).
- ⁴N. Gregersen, P. Kaer, and J. Mørk, "Modeling and Design of High-Efficiency Single-Photon Sources," *IEEE J. Sel. Top. Quantum Electron.* **19**, 9000516 (2013).
- ⁵N. Gregersen, D. P. S. McCutcheon, and J. Mørk, "Single-Photon Sources," in *Handbook of Optoelectronic Device Modeling and Simulation Vol. 2*, edited by J. Piprek (CRC Press, Boca Raton, 2017) Chap. 46, pp. 585–607.
- ⁶H. Wang, J. Qin, X. Ding, M.-C. Chen, S. Chen, X. You, Y.-M. He, X. Jiang, L. You, Z. Wang, C. Schneider, J. J. Renema, S. Höfling, C.-Y. Lu, and J.-W. Pan, "Boson Sampling with 20 Input Photons and a 60-Mode Interferometer in a 10

- 14-Dimensional Hilbert Space," *Phys. Rev. Lett.* **123**, 250503 (2019).
- ⁷P. G. Kwiat, K. Mattle, H. Weinfurter, A. Zeilinger, A. V. Sergienko, and Y. Shih, "New high-intensity source of polarization-entangled photon pairs," *Phys. Rev. Lett.* **75**, 4337–4341 (1995).
- ⁸A. J. Shields, "Semiconductor quantum light sources," *Nat. Photonics* **1**, 215–223 (2007).
- ⁹P. Kaer, N. Gregersen, and J. Mørk, "The role of phonon scattering in the indistinguishability of photons emitted from semiconductor cavity QED systems," *New J. Phys.* **15**, 035027 (2013).
- ¹⁰A. Berthelot, I. Favero, G. Cassabois, C. Voisin, C. Delalande, P. Roussignol, R. Ferreira, and J.-M. Gérard, "Unconventional motional narrowing in the optical spectrum of a semiconductor quantum dot," *Nat. Phys.* **2**, 759–764 (2006).
- ¹¹N. Somaschi, V. Giesz, L. De Santis, J. C. Loredo, M. P. Almeida, G. Hornecker, S. L. Portalupi, T. Grange, C. Antón, J. Demory, C. Gómez, I. Sagnes, N. D. Lanzillotti-Kimura, A. Lemaître, A. Auffeves, A. G. White, L. Lanco, and P. Senellart, "Near-optimal single-photon sources in the solid state," *Nat. Photonics* **10**, 340–345 (2016).
- ¹²J. Houel, A. V. Kuhlmann, L. Greuter, F. Xue, M. Poggio, B. D. Gerardot, P. A. Dalgarno, A. Badolato, P. M. Petroff, A. Ludwig, D. Reuter, A. D. Wieck, and R. J. Warburton, "Probing single-charge fluctuations at a GaAs/AlAs interface using laser spectroscopy on a nearby InGaAs quantum dot," *Phys. Rev. Lett.* **108**, 107401 (2012).
- ¹³J. Iles-Smith, D. P. McCutcheon, A. Nazir, and J. Mørk, "Phonon scattering inhibits simultaneous near-unity efficiency and indistinguishability in semiconductor single-photon sources," *Nat. Photonics* **11**, 521–526 (2017).
- ¹⁴E. Schöll, L. Hanschke, L. Schweickert, K. D. Zeuner, M. Reindl, S. F. Covre da Silva, T. Lettner, R. Trotta, J. J. Finley, K. Müller, A. Rastelli, V. Zwiller, and K. D. Jöns, "Resonance Fluorescence of GaAs Quantum Dots with Near-Unity Photon Indistinguishability," *Nano Lett.* **19**, 2404–2410 (2019).
- ¹⁵J. Claudon, J. Bleuse, N. S. Malik, M. Bazin, P. Jaffrennou, N. Gregersen, C. Sauvan, P. Lalanne, and J. M. Gérard, "A highly efficient single-photon source based on a quantum dot in a photonic nanowire," *Nat. Photonics* **4**, 174–177 (2010).
- ¹⁶J. Bleuse, J. Claudon, M. Creasey, N. S. Malik, J. M. Gérard, I. Maksymov, J. P. Hugonin, and P. Lalanne, "Inhibition, enhancement, and control of spontaneous emission in photonic nanowires," *Phys. Rev. Lett.* **106**, 103601 (2011).
- ¹⁷M. Munsch, N. S. Malik, E. Dupuy, A. Delga, J. Bleuse, J.-M. Gérard, J. Claudon, N. Gregersen, and J. Mørk, "Dielectric GaAs antenna ensuring an efficient broadband coupling between an InAs quantum dot and a Gaussian optical beam," *Phys. Rev. Lett.* **110**, 177402 (2013).
- ¹⁸M. Munsch, N. S. Malik, E. Dupuy, A. Delga, J. Bleuse, J.-M. Gérard, J. Claudon, N. Gregersen, and J. Mørk, "Erratum: Dielectric GaAs Antenna Ensuring an Efficient Broadband Coupling between an InAs Quantum Dot and a Gaussian Optical Beam [Phys. Rev. Lett. 110, 177402 (2013)]," *Phys. Rev. Lett.* **111**, 239902 (2013).
- ¹⁹A. D. Osterkryger, J.-M. Gérard, J. Claudon, and N. Gregersen, "Photonic "hourglass" design for efficient quantum light emission," *Opt. Lett.* **44**, 2617–2620 (2019).
- ²⁰N. Gregersen, D. P. S. McCutcheon, J. Mørk, J.-M. Gérard, and J. Claudon, "A broadband tapered nanocavity for efficient non-classical light emission," *Opt. Express* **24**, 20904–20924 (2016).
- ²¹N. Gregersen, T. R. Nielsen, J. Claudon, J.-M. Gérard, and J. Mørk, "Controlling the emission profile of a nanowire with a conical taper," *Opt. Lett.* **33**, 1693–1695 (2008).
- ²²N. Gregersen, T. R. Nielsen, J. Mørk, J. Claudon, and J.-M. Gérard, "Designs for high-efficiency electrically pumped photonic nanowire single-photon sources," *Opt. Express* **18**, 21204 (2010).
- ²³J. Claudon, N. Gregersen, P. Lalanne, and J.-M. Gérard, "Harnessing light with photonic nanowires: Fundamentals and applications to quantum optics," *ChemPhysChem* **14**, 2393–2402

- (2013).
- ²⁴Y.-R. Nowicki-Bringuier, R. Hahner, J. Claudon, G. Lecamp, P. Lalanne, and J. M. Gérard, “A novel high-efficiency single-mode single photon source,” *Ann. Phys. (Paris)*. **32**, 151–154 (2008).
- ²⁵D. Cadeddu, J. Teissier, F. R. Braakman, N. Gregersen, P. Stepanov, J.-M. Gérard, J. Claudon, R. J. Warburton, M. Poggio, and M. Munsch, “A fiber-coupled quantum-dot on a photonic tip,” *Appl. Phys. Lett.* **108**, 011112 (2016).
- ²⁶M. Munsch, J. Claudon, J. Bleuse, N. S. Malik, E. Dupuy, J.-M. Gérard, Y. Chen, N. Gregersen, and J. Mørk, “Linearly polarized, single-mode spontaneous emission in a photonic nanowire,” *Phys. Rev. Lett.* **108**, 077405 (2012).
- ²⁷H. Wang, Y. M. He, T. H. Chung, H. Hu, Y. Yu, S. Chen, X. Ding, M. C. Chen, J. Qin, X. Yang, R. Z. Liu, Z. C. Duan, J. P. Li, S. Gerhardt, K. Winkler, J. Jurkat, L. J. Wang, N. Gregersen, Y. H. Huo, Q. Dai, S. Yu, S. Höfling, C. Y. Lu, and J. W. Pan, “Towards optimal single-photon sources from polarized microcavities,” *Nat. Photonics* **13**, 770–775 (2019).
- ²⁸J. Liu, R. Su, Y. Wei, B. Yao, S. F. C. da Silva, Y. Yu, J. Iles-Smith, K. Srinivasan, A. Rastelli, J. Li, and X. Wang, “A solid-state source of strongly entangled photon pairs with high brightness and indistinguishability,” *Nat. Nanotechnol.* **14**, 586–593 (2019).
- ²⁹M. Gschrey, A. Thoma, P. Schnauber, M. Seifried, R. Schmidt, B. Wohlfeil, L. Krüger, J.-H. Schulze, T. Heindel, S. Burger, F. Schmidt, A. Strittmatter, S. Rodt, and S. Reitzenstein, “Highly indistinguishable photons from deterministic quantum-dot microlenses utilizing three-dimensional in situ electron-beam lithography,” *Nat. Commun.* **6**, 7662 (2015).
- ³⁰M. Arcari, I. Söllner, A. Javadi, S. Lindskov Hansen, S. Mahmoodian, J. Liu, H. Thyrestrup, E. H. Lee, J. D. Song, S. Stobbe, and P. Lodahl, “Near-Unity Coupling Efficiency of a Quantum Emitter to a Photonic Crystal Waveguide,” *Phys. Rev. Lett.* **113**, 093603 (2014), arXiv:1402.2081.
- ³¹V. S. C. Manga Rao and S. Hughes, “Single quantum-dot Purcell factor and β factor in a photonic crystal waveguide,” *Phys. Rev. B* **75**, 205437 (2007).
- ³²G. Lecamp, P. Lalanne, and J. P. Hugonin, “Very Large Spontaneous-Emission β Factors in Photonic-Crystal Waveguides,” *Phys. Rev. Lett.* **99**, 023902 (2007).
- ³³K. G. Lee, X. W. Chen, H. Eghlidi, A. Renn, V. Sandoghdar, and S. Götzinger, “A planar dielectric antenna for directional single-photon emission and near-unity collection efficiency,” *Nat. Photonics* **5**, 166–169 (2011), arXiv:1009.3876.
- ³⁴X. Ding, Y. He, Z. C. Duan, N. Gregersen, M. C. Chen, S. Unsleber, S. Maier, C. Schneider, M. Kamp, S. Höfling, C. Y. Lu, and J. W. Pan, “On-Demand Single Photons with High Extraction Efficiency and Near-Unity Indistinguishability from a Resonantly Driven Quantum Dot in a Micropillar,” *Phys. Rev. Lett.* **116**, 020401 (2016).
- ³⁵B.-Y. Wang, E. V. Denning, U. M. Gür, C.-Y. Lu, and N. Gregersen, “Micropillar single-photon source design for simultaneous near-unity efficiency and indistinguishability,” *Phys. Rev. B* **102**, 125301 (2020).
- ³⁶B.-Y. Wang, T. Häyrynen, L. Vannucci, M. A. Jacobsen, C.-Y. Lu, and N. Gregersen, “Suppression of background emission for efficient single-photon generation in micropillar cavities,” *Appl. Phys. Lett.* **118**, 114003 (2021).
- ³⁷T. Huber, M. Davanco, M. Müller, Y. Shuai, O. Gazzano, and G. S. Solomon, “Filter-free single-photon quantum dot resonance fluorescence in an integrated cavity-waveguide device,” *Optica* **7**, 380–385 (2020).
- ³⁸S. Ates, S. M. Ulrich, S. Reitzenstein, A. Löffler, A. Forchel, and P. Michler, “Post-Selected Indistinguishable Photons from the Resonance Fluorescence of a Single Quantum Dot in a Microcavity,” *Phys. Rev. Lett.* **103**, 167402 (2009), arXiv:0902.3612.
- ³⁹B. Gayral, J. M. Gérard, B. Legrand, E. Costard, and V. Thierry-Mieg, “Optical study of GaAs/AlAs pillar microcavities with elliptical cross section,” *Appl. Phys. Lett.* **72**, 1421–1423 (1998).
- ⁴⁰U. M. Gür, M. Mattes, S. Arslanagić, and N. Gregersen, “Elliptical micropillar cavity design for highly efficient polarized emission of single photons,” *Appl. Phys. Lett.* **118**, 061101 (2021).
- ⁴¹N. Tomm, A. Javadi, N. O. Antoniadis, D. Najer, M. C. Löbl, A. R. Korsch, R. Schott, S. R. Valentin, A. D. Wieck, A. Ludwig, and R. J. Warburton, “A bright and fast source of coherent single photons,” *Nat. Nanotechnol.* **16**, 399–403 (2021), arXiv:2007.12654.
- ⁴²J. M. Gérard, B. Sermage, B. Gayral, B. Legrand, E. Costard, and V. Thierry-Mieg, “Enhanced spontaneous emission by quantum boxes in a monolithic optical microcavity,” *Phys. Rev. Lett.* **81**, 1110 (1998).
- ⁴³E. V. Denning, M. Bundgaard-Nielsen, and J. Mørk, “Optical signatures of electron-phonon decoupling due to strong light-matter interactions,” *Phys. Rev. B* **102**, 235303 (2020).
- ⁴⁴U. M. Gür, S. Arslanagić, M. Mattes, and N. Gregersen, “Open-geometry modal method based on transverse electric and transverse magnetic mode expansion for orthogonal curvilinear coordinates,” *Phys. Rev. E* **103**, 033301 (2021).
- ⁴⁵A. Lavrinenko, J. Lægsgaard, N. Gregersen, F. Schmidt, and T. Søndergaard, *Numerical Methods in Photonics* (CRC Press, 2014).
- ⁴⁶DTU Computing Center, “DTU Computing Center resources,” (2022).
- ⁴⁷L. Novotny and B. Hecht, *Principles of Nano-Optics* (Cambridge University Press, 2012).
- ⁴⁸K. Roy-Choudhury and S. Hughes, “Quantum theory of the emission spectrum from quantum dots coupled to structured photonic reservoirs and acoustic phonons,” *Phys. Rev. B* **92**, 205406 (2015).
- ⁴⁹E. V. Denning, J. Iles-Smith, A. D. Osterkryger, N. Gregersen, and J. Mørk, “Cavity-waveguide interplay in optical resonators and its role in optimal single-photon sources,” *Phys. Rev. B* **98**, 121306 (2018).
- ⁵⁰I. Wilson-Rae and A. Imamoglu, “Quantum dot cavity-QED in the presence of strong electron-phonon interactions,” *Phys. Rev. B* **65**, 235311 (2002), arXiv:0105022 [quant-ph].
- ⁵¹S. Gehrsitz, F. K. Reinhart, C. Gourgon, N. Herres, A. Vonlanthen, and H. Sigg, “The refractive index of AlxGa1-xAs below the band gap: Accurate determination and empirical modeling,” *J. Appl. Phys.* **87**, 7825–7837 (2000).
- ⁵²A SMF with NA of 0.14, core diameter of 8.2 μm and core (cladding) refractive index of 1.44 (1.43318) features an overlap of the HE11 mode with a Gaussian profile of 0.9958 ($\lambda = 925 \text{ nm}$).
- ⁵³D. Howe and P. Karioja, “Diode-laser-to-waveguide butt coupling,” *Appl. Opt.* **35**, 404–416 (1996).
- ⁵⁴W. K. Burns, A. F. Milton, and A. B. Lee, “Optical waveguide parabolic coupling horns,” *Appl. Phys. Lett.* **30**, 28–30 (1977).
- ⁵⁵J. Liu, K. Konthasinghe, M. Davanço, J. Lawall, V. Anant, V. Verma, R. Mirin, S. W. Nam, J. D. Song, B. Ma, Z. S. Chen, H. Q. Ni, Z. C. Niu, and K. Srinivasan, “Single self-assembled InAs/GaAs quantum dots in photonic nanostructures: The role of nanofabrication,” *Phys. Rev. Applied* **9**, 064019 (2018).
- ⁵⁶C. Böckler, S. Reitzenstein, C. Kistner, R. Debusmann, A. Löffler, T. Kida, S. Höfling, A. Forchel, L. Grenouillet, J. Claudon, and J. M. Gérard, “Electrically driven high-Q quantum dot-micropillar cavities,” *Appl. Phys. Lett.* **92**, 091107 (2008).
- ⁵⁷A. Schlehahn, A. Thoma, P. Munnely, M. Kamp, S. Höfling, T. Heindel, C. Schneider, and S. Reitzenstein, “An electrically driven cavity-enhanced source of indistinguishable photons with 61% overall efficiency,” *APL Photonics* **1**, 011301 (2016).
- ⁵⁸R. B. Patel, A. J. Bennett, K. Cooper, P. Atkinson, C. A. Nicoll, D. A. Ritchie, and A. J. Shields, “Quantum interference of electrically generated single photons from a quantum dot,” *Nanotechnology* **21**, 274011 (2010).
- ⁵⁹A. Kiraz, M. Atatüre, and A. Imamoglu, “Quantum-dot single-photon sources: Prospects for applications in linear optics quantum-information processing,” *Phys. Rev. A* **69**, 032305

- (2004).
- ⁶⁰M. Glässl, A. M. Barth, and V. M. Axt, “Proposed robust and high-fidelity preparation of excitons and biexcitons in semiconductor quantum dots making active use of phonons,” *Phys. Rev. Lett.* **110**, 147401 (2013).
- ⁶¹P.-L. Ardelt, L. Hanschke, K. A. Fischer, K. Müller, A. Kleinkauf, M. Koller, A. Bechtold, T. Simmet, J. Wierzbowski, H. Riedl, G. Abstreiter, and J. J. Finley, “Dissipative preparation of the exciton and biexciton in self-assembled quantum dots on picosecond time scales,” *Phys. Rev. B* **90**, 241404 (2014).
- ⁶²J. H. Quilter, A. J. Brash, F. Liu, M. Glässl, A. M. Barth, V. M. Axt, A. J. Ramsay, M. S. Skolnick, and A. M. Fox, “Phonon-assisted population inversion of a single InGaAs/GaAs quantum dot by pulsed laser excitation,” *Phys. Rev. Lett.* **114**, 137401 (2015).
- ⁶³S. E. Thomas, M. Billard, N. Coste, S. C. Wein, Priya, H. Olivier, O. Krebs, L. Tazaïrt, A. Harouri, A. Lemaitre, I. Sagnes, C. Anton, L. Lanco, N. Somaschi, J. C. Loredó, and P. Senellart, “Bright Polarized Single-Photon Source Based on a Linear Dipole,” *Phys. Rev. Lett.* **126**, 233601 (2021), [arXiv:2007.04330](https://arxiv.org/abs/2007.04330).
- ⁶⁴C. Gustin and S. Hughes, “Efficient Pulse-Excitation Techniques for Single Photon Sources from Quantum Dots in Optical Cavities,” *Adv. Quantum Technol.* **3**, 1900073 (2019).
- ⁶⁵L. Schweickert, K. D. Jöns, K. D. Zeuner, S. F. Covre da Silva, H. Huang, T. Lettner, M. Reindl, J. Zichi, R. Trotta, A. Rastelli, and V. Zwiller, “On-demand generation of background-free single photons from a solid-state source,” *Appl. Phys. Lett.* **112**, 093106 (2018).
- ⁶⁶F. Sbresny, L. Hanschke, E. Schöll, W. Rauhaus, B. Scaparra, K. Boos, E. Zubizarreta Casalengua, H. Riedl, E. del Valle, J. J. Finley, K. D. Jöns, and K. Müller, “Stimulated generation of indistinguishable single photons from a quantum ladder system,” *Phys. Rev. Lett.* **128**, 093603 (2022).
- ⁶⁷Y. Wei, S. Liu, X. Li, Y. Yu, X. Su, S. Li, X. Shang, H. Liu, H. Hao, H. Ni, S. Yu, Z. Niu, J. Iles-Smith, J. Liu, and X. Wang, “Tailoring solid-state single-photon sources with stimulated emissions,” *Nat. Nanotechnol.* **17**, 470–476 (2022).
- ⁶⁸J. Yan, S. Liu, X. Lin, Y. Ye, J. Yu, L. Wang, Y. Yu, Y. Zhao, Y. Meng, X. Hu, D.-W. Wang, C. Jin, and F. Liu, “Double-pulse generation of indistinguishable single photons with optically controlled polarization,” *Nano Lett.* **22**, 1483–1490 (2022).
- ⁶⁹Y.-M. He, H. Wang, C. Wang, M.-C. Chen, X. Ding, J. Qin, Z.-C. Duan, S. Chen, J.-P. Li, R.-Z. Liu, C. Schneider, M. Atatüre, S. Höfling, C.-Y. Lu, and J.-W. Pan, “Coherently driving a single quantum two-level system with dichromatic laser pulses,” *Nat. Phys.* **15**, 941–946 (2019).
- ⁷⁰Z. X. Koong, E. Scerri, M. Rambach, M. Cygorek, M. Brotons-Gisbert, R. Picard, Y. Ma, S. I. Park, J. D. Song, E. M. Gauger, and B. D. Gerardot, “Coherent dynamics in quantum emitters under dichromatic excitation,” *Phys. Rev. Lett.* **126**, 047403 (2021).
- ⁷¹T. K. Bracht, M. Cosacchi, T. Seidelmann, M. Cygorek, A. Vagov, V. M. Axt, T. Heindel, and D. E. Reiter, “Swing-Up of Quantum Emitter Population Using Detuned Pulses,” *PRX Quantum* **2**, 040354 (2021), [arXiv:2111.10236](https://arxiv.org/abs/2111.10236).
- ⁷²Y. Karli, F. Kappe, V. Remesh, T. K. Bracht, J. Münzberg, S. Covre da Silva, T. Seidelmann, V. M. Axt, A. Rastelli, D. E. Reiter, and G. Weihs, “SUPER Scheme in Action: Experimental Demonstration of Red-Detuned Excitation of a Quantum Emitter,” *Nano Lett.* **22**, 6567–6572 (2022), [arXiv:2203.00712](https://arxiv.org/abs/2203.00712).