

# Stein Block Thresholding For Image Denoising

C. Chesneau<sup>a,\*</sup> J. Fadili<sup>b</sup> J.-L. Starck<sup>c</sup>

<sup>a</sup>*Laboratoire de Mathématiques Nicolas Oresme, CNRS-Université de Caen, Campus II, Science 3, 14032, Caen Cedex, France.*

<sup>b</sup>*GREYC CNRS-ENSICAEN-Université de Caen, Image Processing Group, 14050, Caen Cedex, France.*

<sup>c</sup>*Laboratoire AIM, CEA/DSM-CNRS-Université Paris Diderot, IRFU, SEDI-SAP, Service d'Astrophysique, Centre de Saclay, 91191 Gif-Sur-Yvette cedex, France.*

---

## Abstract

In this paper, we investigate the minimax properties of Stein block thresholding in any dimension  $d$  with a particular emphasis on  $d = 2$ . Towards this goal, we consider a frame coefficient space over which minimaxity is proved. The choice of this space is inspired by the characterization provided in [4] of family of smoothness spaces on  $\mathbb{R}^d$ , a subclass of so-called decomposition spaces [23]. These smoothness spaces cover the classical case of Besov spaces, as well as smoothness spaces corresponding to curvelet-type constructions. Our main theoretical result investigates the minimax rates over these decomposition spaces, and shows that our block estimator can achieve the optimal minimax rate, or is at least nearly-minimax (up to a log factor) in the least favorable situation. Another contribution is that the minimax rates given here are stated for a general noise sequence model in the transform coefficient domain beyond the usual i.i.d. Gaussian case. The choice of the threshold parameter is theoretically discussed and its optimal value is stated for some noise models such as the (non-necessarily i.i.d.) Gaussian case. We provide a simple, fast and a practical procedure. We also report a comprehensive simulation study to support our theoretical findings. The practical performance of our Stein block denoising compares very favorably to the BLS-GSM state-of-the art denoising algorithm on a large set of test images. A toolbox is made available for download on the Internet to reproduce the results discussed in this paper.

*Key words:* block denoising, Stein block, wavelet transform, curvelet transform, fast algorithm

---

\* Corresponding author: chesneau@math.unicaen.fr

# 1 Introduction

Consider the nonparametric regression model:

$$Y_{\mathbf{i}} = f(\mathbf{i}/n) + \epsilon_{\mathbf{i}}, \quad \mathbf{i} \in \{1, \dots, n\}^d, \quad (1.1)$$

where  $d \in \mathbb{N}^*$  is the dimension of the data,  $(Y_{\mathbf{i}})_{\mathbf{i} \in \{1, \dots, n\}^d}$  are the observations regularly sampled on a  $d$ -dimensional Cartesian grid,  $(\epsilon_{\mathbf{i}})_{\mathbf{i} \in \{1, \dots, n\}^d}$  are independent and identically distributed (i.i.d.)  $\mathcal{N}(0, 1)$ , and  $f : [0, 1]^d \rightarrow \mathbb{R}$  is an unknown function. The goal is to estimate  $f$  from the observations. We want to build an adaptive estimator  $\hat{f}$  (i.e. its construction depends on the observations only) such that the mean integrated squared error (MISE) defined by  $R(\hat{f}, f) = \mathbb{E} \left( \int_{[0, 1]^d} (\hat{f}(\mathbf{x}) - f(\mathbf{x}))^2 d\mathbf{x} \right)$  is as small as possible for a wide class of  $f$ . A now classical approach to the study of nonparametric problems of the form (1.1) is to, first, transform the data to obtain a sequence of coefficients, second, analyze and process the coefficients (e.g. shrinkage, thresholding), and finally, reconstruct the estimate from the processed coefficients. This approach has already proven to be very successful by several authors and a good survey may be found in [28, 29, 30]. In particular, it is now well established that the quality of the estimation is closely linked to the sparsity of the sequence of coefficients representing  $f$  in the transform domain. Therefore, in this paper, we focus our attention on transform-domain shrinkage methods, such as those operating in the wavelet domain.

## 1.1 The one-dimensional case

First of all, let's consider the one-dimensional case  $d = 1$ . The most standard of wavelet shrinkage methods is VisuShrink of [22]. It is constructed through individual (or term-by-term) thresholding of the empirical wavelet coefficients. It enjoys good theoretical (and practical) properties. In particular, it achieves the optimal rate of convergence up to a logarithmic term over the Hölder class under the MISE. In other words, if  $\hat{f}^V$  denotes VisuShrink, and  $\Lambda^s(M)$  the Hölder smoothness class, then there exists a constant  $C > 0$  such that

$$\sup_{f \in \Lambda^s(M)} R(\hat{f}^V, f) \leq C n^{-2s/(1+2s)} (\log n)^{2s/(1+2s)}. \quad (1.2)$$

Other term-by-term shrinkage rules have been developed. See, for instance, the firm shrinkage [25] or the non-negative garrote shrinkage [24]. In particular, they satisfy (1.2) but improve the value of the constant  $C$ . An exhaustive account of other shrinkage methods is provided in [3] that the interested reader may refer to.

The individual approach achieves a degree of trade-off between variance and bias contribution to the MISE. However, this trade-off is not optimal; it removes too many terms from the observed wavelet expansion, with the consequence the estimator is too biased and has a sub-optimal MISE convergence rate (and also in other  $L_p$  metrics  $1 \leq p \leq \infty$ ). One way to increase estimation precision is by exploiting information about neighboring coefficients. In other words, empirical wavelet coefficients tend to form clusters that could be thresholded in blocks (or groups) rather than individually. This would allow threshold decisions to be made more accurately and permit convergence rates to be improved. Such a procedure has been introduced in [26, 27] who studied wavelet shrinkage methods based on block thresholding. The procedure first divides the wavelet coefficients at each resolution level into non-overlapping blocks and then keeps all the coefficients within a block if, and only if, the magnitude of the sum of the squared empirical coefficients within that block is greater than a fixed threshold. The original procedure developed by [26, 27] is defined with the block size  $(\log n)^2$ . BlockShrink of [6, 8] is the optimal version of this procedure. It uses a different block size,  $\log n$ , and enjoys a number of advantages over the conventional individual thresholding. In particular, it achieves the optimal rate of convergence over the Hölder class under the MISE. In other words, if  $\hat{f}^B$  denotes the BlockShrink estimate, then there exists a constant  $C > 0$  such that

$$\sup_{f \in \Lambda^s(M)} R(\hat{f}^B, f) \leq C n^{-2s/(1+2s)}. \quad (1.3)$$

Clearly, in comparison to VisuShrink, BlockShrink removes the extra logarithmic term. The minimax properties of BlockShrink under the  $L_p$  risk have been studied in [20]. Other local block thresholding rules have been developed. Among them, there is BlockJS of [7, 8] which combines James-Stein rule (see [40]) with the wavelet methodology. In particular, it satisfies (1.3) but improves the value of the constant  $C$ . From a practical point view, it is better than BlockShrink. Further details about the theoretical performances of BlockJS can be found in [17]. We refer to [3] and [9] for a comprehensive simulation study. Variations of BlockJS are BlockSure of [21] and SureBlock of [10]. The distinctive aspect of these block thresholding procedures is to provide data-driven algorithms to chose the threshold parameter. Let's also mention the work of [1] who considered wavelet block denoising in a Bayesian framework to obtain level-dependent block shrinkage and thresholding estimates.

## 1.2 The multi-dimensional case

Denoising is a long-standing problem in image processing. Since the seminal papers by Donoho & Johnstone [22], the image processing literature has been

inundated by hundreds of papers applying or proposing modifications of the original algorithm in image denoising. Owing to recent advances in computational harmonic analysis, many multi-scale geometrical transforms, such as ridgelets [16], curvelets [14, 13] or bandlets [36], were shown to be very effective in sparsely representing the geometrical content in images. Thanks to the sparsity (or more precisely compressibility) property of these expansions, it is reasonable to assume that essentially only a few large coefficients will contain information about the underlying image, while small values can be attributed to the noise which uniformly contaminates all transform coefficients. Thus, the wavelet thresholding/shrinkage procedure can be mimicked for these transforms, even though some care should be taken when the transform is redundant (corresponding to a frame or a tight frame). The modus operandi is again the same, first apply the transform, then perform a non-linear operator on the coefficients (each coefficient individually or in group of coefficients), and finally apply the inverse transform to get an image estimate. Among the many transform-domain image denoising algorithms to date, we would like to cite [38, 39, 37, 33] which are amongst the most efficient in the literature. Except [33], all cited approaches use orthodox Bayesian machinery and assume different forms of multivariate priors over blocks of neighboring coefficients and even interscale dependency. Nonetheless, none of those papers provide a study of the theoretical performance of the estimators.

From a theoretical point of view, Candès [12] has shown that the ridgelet-based individual coefficient thresholding estimator is nearly minimax for recovering piecewise smooth images away from discontinuities along lines. Individual thresholding of curvelet tight frame coefficients yields an estimator that achieves a nearly-optimal minimax rate  $O(n^{-4/3})^1$  (up to logarithmic factor) uniformly over the class of piecewise  $C^2$  images away from singularities along  $C^2$  curves— so-called  $C^2$ - $C^2$  images [15]<sup>2</sup>. Similarly, Le Pennec et al. [35] have recently proved that individual thresholding in an adaptively selected best bandlet orthobasis is nearly-minimax for  $C^\alpha$  functions away from  $C^\alpha$  edges.

In the image processing community, block thresholding/shrinkage in a non-Bayesian framework has been used very little. In [18, 19] the authors propose a multi-channel block denoising algorithm in the wavelet domain. The hyperparameters associated to their method (e.g. threshold), are derived using Stein’s risk estimator. Yu et al. [41] advocated the use of BlockJS [7] to denoise audio signal in the time-frequency domain with anisotropic block size. To the best of our knowledge, no theoretical study of the minimax properties of block thresholding/shrinkage for images, and more generally for multi-dimensional data, has been reported in the literature.

---

<sup>1</sup> It is supposed that the image has size  $n \times n$ .

<sup>2</sup> Known as the cartoon model.

### 1.3 Contributions

In this paper, we propose a generalization of Stein block thresholding to any dimension  $d$ . We investigate its minimax properties with a particular emphasis on  $d = 2$ . Towards this goal, we consider a frame coefficient space over which minimaxity is proved; see (3.2). The choice of this space is inspired by the characterization provided in [4] of family of smoothness spaces on  $\mathbb{R}^d$ , a subclass of so-called decomposition spaces [4, 23]. We will elaborate more on these (sparsity) smoothness spaces later in subsection 3.2. From this characterization, it turns out that our frame coefficient spaces are closely related to smoothness spaces that cover the classical case of Besov spaces, as well as smoothness spaces corresponding to curvelet-type constructions in  $\mathbb{R}^d$ ,  $d \geq 2$ . Therefore, for  $d = 2$  our denoiser will apply to both images with smoothness in Besov spaces for which wavelets are known to provide a sparse representation, and also to images that are compressible in the curvelet domain.

Our main theoretical result investigates the minimax rates over these decomposition spaces, and shows that our block estimator can achieve the optimal minimax rate, or is at least nearly-minimax (up to a log factor) in the least favorable situation. Another novelty is that the minimax rates given here are stated for a general noise sequence model in the transform coefficient domain beyond the usual i.i.d. Gaussian case. Thus, our result is particularly useful when the transform used corresponds to a frame, where a bounded zero-mean white Gaussian noise in the original domain is transformed into a bounded zero-mean correlated Gaussian process with a covariance matrix given by the Gram matrix of the frame.

The choice of the threshold parameter is theoretically discussed and its optimal value is stated for some noise models such as the (non-necessarily i.i.d.) Gaussian case. We provide a simple, fast and a practical procedure. We report a comprehensive simulation study to support our theoretical findings. It turns out that the only two parameters of our Stein block denoiser—the block size and the threshold—dictated by the theory work well for a large set of test images and various transforms. Moreover, the practical performance of our Stein block denoising compares very favorably to state-of-the art methods such as the BLS-GSM of [38]. Our procedure is however much simpler to implement and has a much lower computational cost than orthodox Bayesian methods such as BLS-GSM, since it does not involve any computationally consuming integration nor optimization steps. A toolbox is made available for download on the Internet to reproduce the results discussed in this paper.

## 1.4 Organization of the paper

The paper is organized as follows. Section 2 is devoted to the one-dimensional BlockJS procedure introduced in [7]. In Section 3, we extend BlockJS to the multi-dimensional case and a fairly general noise model beyond the i.i.d. Gaussian case. This section also contains our main theoretical results. In Section 4, a comprehensive experimental study is reported and discussed. We finally conclude in Section 5 and point to some perspectives. The proofs of the results are deferred to the appendix awaiting inspection by the interested reader.

## 2 The one-dimensional BlockJS

In this section, we present the construction and the theoretical performance of the one-dimensional BlockJS procedure developed by [7].

Consider the one-dimensional nonparametric regression model:

$$Y_i = f(i/n) + \epsilon_i, \quad i = 1, \dots, n, \quad (2.1)$$

where  $(Y_i)_{i=1, \dots, n}$  are the observations,  $(\epsilon_i)_{i=1, \dots, n}$  are i.i.d.  $\mathcal{N}(0, 1)$ , and  $f : [0, 1] \rightarrow \mathbb{R}$  is an unknown function. The goal is to estimate  $f$  from the observations. In the orthogonal wavelet framework, (2.1) amounts to the sequence model

$$y_{j,k} = \theta_{j,k} + n^{-1/2} z_{j,k}, \quad j = 0, \dots, J, \quad k = 0, \dots, 2^j - 1, \quad (2.2)$$

where  $J = \lfloor \log_2 n \rfloor$ ,  $(y_{j,k})_{j,k}$  are the observations, for each  $j$ ,  $(z_{j,k})_k$  are i.i.d.  $\mathcal{N}(0, 1)$ , and  $(\theta_{j,k})_{j,k}$  are approximately the true wavelet coefficients of  $f$ . Since they determine completely  $f$ , the goal is to estimate these coefficients as accurately as possible. To assess the performance of an estimator  $\hat{\theta} = (\hat{\theta}_{j,k})_{j,k}$  of  $\theta = (\theta_{j,k})_{j,k}$ , we adopt the minimax approach under the expected squared error over a given Besov body. The expected squared error is defined by  $R(\hat{\theta}, \theta) = \sum_{j=0}^{\infty} \sum_{k=0}^{2^j-1} \mathbb{E} \left( (\hat{\theta}_{j,k} - \theta_{j,k})^2 \right)$ , and the Besov body by

$$\Theta_{p,q}^s(M) = \left\{ \theta = (\theta_{j,k})_{j,k}; \quad \left( \sum_{j=0}^{\infty} \left( 2^{j(s+1/2-1/p)} \left( \sum_{k=0}^{2^j-1} |\theta_{j,k}|^p \right)^{1/p} \right)^q \right)^{1/q} \leq M \right\}.$$

In this notation,  $s > 0$  is a smoothness parameter,  $0 < p \leq +\infty$  and  $0 < q \leq +\infty$  are norm parameters<sup>3</sup>, and  $M \in (0, \infty)$  denotes the radius of the ball. The Besov body contains a wide class of  $\theta = (\theta_{j,k})_{j,k}$ . It includes the Hölder body  $\Theta_{\infty, \infty}^s(M)$  and the Sobolev body  $\Theta_{2,2}^s(M)$ .

<sup>3</sup> This is a slight abuse of terminology as for  $0 < p, q < 1$ , Besov spaces are rather complete quasinormed linear spaces.

The goal of the minimax approach is to construct an adaptive estimator  $\widehat{\theta} = (\widehat{\theta}_{j,k})_{j,k}$  such that  $\sup_{\theta \in \Theta_{p,q}^s(M)} R(\widehat{\theta}, \theta)$  is as small as possible. A candidate is the BlockJS procedure whose paradigm is described below.

Let  $L = \lfloor \log n \rfloor$  be the block size,  $j_0 = \lfloor \log_2 L \rfloor$  the coarsest decomposition scale and, for any  $j$ ,  $\Lambda_j = \{0, \dots, 2^j - 1\}$  is the set of locations at scale  $j$ . For any  $j \in \{j_0, \dots, J\}$ , let  $A_j = \{1, \dots, \lfloor 2^j L^{-1} \rfloor\}$  be the set of block indices at scale  $j$ , and for any  $K \in A_j$ ,  $U_{j,K} = \{k \in \Lambda_j; (K-1)L \leq k \leq KL-1\}$  is the set indexing the locations of coefficients within the  $K$ th block. Let  $\lambda_*$  be a threshold parameter chosen as the root of  $x - \log x = 3$  (i.e.  $\lambda_* = 4.50524\dots$ ). Now estimate  $\theta = (\theta_{j,k})_{j,k}$  by  $\widehat{\theta}^* = (\widehat{\theta}_{j,k}^*)_{j,k}$  where, for any  $k \in U_{j,K}$  and  $K \in A_j$ ,

$$\widehat{\theta}_{j,k}^* = \begin{cases} y_{j,k}, & \text{if } j \in \{0, \dots, j_0 - 1\}, \\ y_{j,k} \left( 1 - \frac{\lambda_* n^{-1}}{\frac{1}{L} \sum_{k \in U_{j,K}} y_{j,k}^2} \right)_+, & \text{if } j \in \{j_0, \dots, J\}, \\ 0, & \text{if } j \in \mathbb{N} - \{0, \dots, J\}. \end{cases} \quad (2.3)$$

where  $(x)_+ = \max(x, 0)$ . Thus, at the coarsest scales  $j \in \{0, \dots, j_0\}$ , the observed coefficients  $(y_{j,k})_{k \in \Lambda_j}$  are left intact as usual. For  $k \in \Lambda_j$  and  $j \in \mathbb{N} - \{0, \dots, J\}$ ,  $\theta_{j,k}$  is estimated by zero. For  $k \in U_{j,K}$ ,  $K \in A_j$  and  $j \in \{j_0, \dots, J\}$ , if the mean energy within the  $K$ th block  $\sum_{k \in U_{j,K}} y_{j,k}^2 / L$  is larger than  $\lambda_* n^{-1}$  then  $y_{j,k}$  is shrunk by the amount  $y_{j,k} \frac{\lambda_* n^{-1}}{\frac{1}{L} \sum_{k \in U_{j,K}} y_{j,k}^2}$ ; otherwise,  $\theta_{j,k}$  is estimated by zero. Note that  $\frac{\frac{1}{L} \sum_{k \in U_{j,K}} y_{j,k}^2}{n^{-1}}$  can be interpreted as a local measure of signal-to-noise ratio in the block  $U_{j,K}$ . Such a block thresholding originates from the James-Stein rule introduced in [40].

The block length  $L = \lfloor \log n \rfloor$  and the value  $\lambda_* = 4.50524$  are chosen based on theoretical considerations; under this calibration, the BlockJS is (near) optimal in terms of minimax rate and adaptivity. This is summarized in the following theorem.

**Theorem 2.1** ([7]) *Consider the model (2.2) for  $n$  large enough. Let  $\widehat{\theta}^*$  be given as (2.3). Then there exists a constant  $C > 0$  such that*

$$\sup_{\theta \in \Theta_{p,q}^s(M)} R(\widehat{\theta}^*, \theta) \leq C \begin{cases} n^{-2s/(2s+1)}, & \text{for } p \geq 2, \\ n^{-2s/(2s+1)} (\log n)^{(2-p)/(p(2s+1))}, & \text{for } p < 2, sp \geq 1. \end{cases} \quad (2.4)$$

The rates of convergence (2.4) are optimal, except in the case  $p < 2$  where there is an extra logarithmic term. They are better than those achieved by

standard individual thresholding (hard, soft, non-negative garotte, etc); we gain a logarithmic factor for  $p \geq 2$ . See [22].

### 3 The multi-dimensional BlockJS

This section is the core of our proposal where we introduce a BlockJS-type procedure for multi-dimensional data. The goal is to adapt its construction in such a way that it preserves its optimal properties over a wide class of functions.

#### 3.1 The sequence model

Our approach begins by projecting the model (1.1) onto a collection of atoms  $(\varphi_{j,\ell,\mathbf{k}})_{j,\ell,\mathbf{k}}$  that forms a (tight) frame. This gives rise to a sequence space model obtained by calculating the noisy coefficient  $y_{j,\ell,\mathbf{k}} = \langle Y, \varphi_{j,\ell,\mathbf{k}} \rangle$  for any element of the frame  $\varphi_{j,\ell,\mathbf{k}}$ . We then have a multi-dimensional sequence of coefficients  $(y_{j,\ell,\mathbf{k}})_{j,\ell,\mathbf{k}}$  defined by

$$y_{j,\ell,\mathbf{k}} = \theta_{j,\ell,\mathbf{k}} + n^{-r/2} z_{j,\ell,\mathbf{k}}, \quad j = 0, \dots, J, \quad \ell \in B_j, \quad \mathbf{k} \in D_j, \quad (3.1)$$

where  $J = \lfloor \log_2 n \rfloor$ ,  $r \in [1, d]$ ,  $d \in \mathbb{N}^*$ ,  $B_j = \{1, \dots, \lfloor c_* 2^{vj} \rfloor\}$ ,  $c_* \geq 1$ ,  $v \in [0, 1]$ ,  $\mathbf{k} = (k_1, \dots, k_d)$ ,  $D_j = \prod_{i=1}^d \{0, \dots, \lfloor 2^{\mu_i j} \rfloor - 1\}$ ,  $(\mu_i)_{i=1, \dots, d}$  is a sequence of positive real numbers,  $(z_{j,\ell,\mathbf{k}})_{j,\ell,\mathbf{k}}$  are random variables and  $(\theta_{j,\ell,\mathbf{k}})_{j,\ell,\mathbf{k}}$  are unknown coefficients. Let  $d_* = \sum_{i=1}^d \mu_i$ .

The indices  $j$  and  $\mathbf{k}$  are respectively the scale and position parameters.  $\ell$  is a generic integer indexing for example the orientation (subband) which may be scale-dependent. The parameters  $(\mu_i)_{i=1, \dots, d}$  allow to handle anisotropic subbands. To illustrate the meaning of these parameters, let's see how they specialize in some popular transforms. For example, with the separable two-dimensional wavelet transform, we have  $v = 0$ ,  $c_* = 3$ , and  $\mu_1 = \mu_2 = 1$ . Thus, as expected, we get three isotropic subbands at each scale. For the second generation curvelet transform [13], we have  $v = 1/2$ ,  $\mu_1 = 1$  and  $\mu_2 = 1/2$  which corresponds to the parabolic scaling of curvelets.

#### 3.1.1 Assumptions on the noise sequence

Let  $L = \lfloor (r \log n)^{1/d} \rfloor$  be the block length,  $j_0 = \lfloor (1/\min_{i=1, \dots, d} \mu_i) \log_2 L \rfloor$  is the coarsest decomposition scale, and  $J_* = \lfloor (r/(d_* + \delta + v)) \log_2 n \rfloor$ . For any  $j \in \{j_0, \dots, J_*\}$ , let



- $\mathcal{A}_j = \prod_{i=1}^d \{1, \dots, \lfloor 2^{\mu_i j} L^{-1} \rfloor\}$  be the set indexing the blocks at scale  $j$ .
- For each block index  $\mathbf{K} = (K_1, \dots, K_d) \in \mathcal{A}_j$ ,  $U_{j,\mathbf{K}} = \{\mathbf{k} \in D_j; (K_1 - 1)L \leq k_1 \leq K_1 L - 1, \dots, (K_d - 1)L \leq k_d \leq K_d L - 1\}$  is the set indexing the positions of coefficients within the  $\mathbf{K}$ th block  $U_{j,\mathbf{K}}$ .

Our assumptions on the noise model are as follows. Suppose that there exist  $\delta \geq 0$ ,  $\lambda_* > 0$ ,  $Q_1 > 0$  and  $Q_2 > 0$  independent of  $n$  such that

$$(A1) \quad \sup_{j \in \{0, \dots, J\}} \sup_{\ell \in B_j} 2^{-j(d_* + \delta)} \sum_{\mathbf{k} \in D_j} \mathbb{E} \left( z_{j,\ell,\mathbf{k}}^2 \right) \leq Q_1.$$

(A2)

$$\sum_{j=j_0}^{J_*} \sum_{\ell \in B_j} \sum_{\mathbf{K} \in \mathcal{A}_j} \sum_{\mathbf{k} \in U_{j,\mathbf{K}}} \mathbb{E} \left( z_{j,\ell,\mathbf{k}}^2 \mathbf{1}_{\left\{ \sum_{\mathbf{k} \in U_{j,\mathbf{K}}} z_{j,\ell,\mathbf{k}}^2 > \lambda_* 2^{\delta j} L^d / 4 \right\}} \right) \leq Q_2.$$

Assumptions (A1) and (A2) are satisfied for a wide class of noise models on the sequence  $(z_{j,\ell,\mathbf{k}})_{j,\ell,\mathbf{k}}$  (not necessarily independent or identically distributed). Several such noise models are characterized in Propositions 3.1 and 3.2 below.

**Remark 3.1** (*Comments on  $\delta$* ) *The parameter  $\delta$  is connected to the nature of the model. For standard models, and in particular, the  $d$ -dimensional non-parametric regression corresponding to the problem of denoising (see Section 4),  $\delta$  is set to zero. The presence of  $\delta$  in our assumptions, definitions and results is motivated by potential applicability of the multi-dimensional BlockJS (to be defined in Subsection 3.3) to other inverse problems such as deconvolution. The role of  $\delta$  becomes of interest when addressing such inverse problems. This will be the focus of a future work. To illustrate the importance of  $\delta$  in one-dimensional deconvolution, see [31].*

### 3.2 The smoothness space

We wish to estimate  $(\theta_{j,\ell,\mathbf{k}})_{j,\ell,\mathbf{k}}$  from  $(y_{j,\ell,\mathbf{k}})_{j,\ell,\mathbf{k}}$  defined by (3.1). To measure the performance of an estimator  $\hat{\theta} = (\hat{\theta}_{j,\ell,\mathbf{k}})_{j,\ell,\mathbf{k}}$  of  $\theta = (\theta_{j,\ell,\mathbf{k}})_{j,\ell,\mathbf{k}}$ , we consider the minimax approach under the expected multi-dimensional squared error over a multi-dimensional frame coefficient space. The expected multi-dimensional squared error is defined by

$$R(\hat{\theta}, \theta) = \sum_{j=0}^{\infty} \sum_{\ell \in B_j} \sum_{\mathbf{k} \in D_j} \mathbb{E} \left( (\hat{\theta}_{j,\ell,\mathbf{k}} - \theta_{j,\ell,\mathbf{k}})^2 \right)$$

and the multi-dimensional frame coefficient smoothness/sparseness space by

$$\Theta_{p,q}^s(M) = \left\{ \theta = (\theta_{j,\ell,\mathbf{k}})_{j,\ell,\mathbf{k}}; \left( \sum_{j=0}^{\infty} \sum_{\ell \in B_j} \left( 2^{j(s+d_*/2-d_*/p)} \left( \sum_{\mathbf{k} \in D_j} |\theta_{j,\ell,\mathbf{k}}|^p \right)^{1/p} \right)^q \right)^{1/q} \leq M \right\}, \quad (3.2)$$

with a smoothness parameter  $s$ ,  $0 < p \leq +\infty$  and  $0 < q \leq +\infty$ . We recall that  $d_* = \sum_{i=1}^d \mu_i$ .

The definition of these smoothness spaces is motivated by the work of [4]. These authors studied decomposition spaces associated to appropriate structured uniform partition of the unity in the frequency space  $\mathbb{R}^d$ . They considered construction of tight frames adapted to form atomic decomposition of the associated decomposition spaces, and established norm equivalence between these smoothness/sparseness spaces and the sequence norm defined in (3.2). That is, the decomposition space norm can be completely characterized by the sparsity or decay behavior of the associated frame coefficients.

For example, in the case of a "uniform" dyadic partition of the unity, the smoothness/sparseness space is a Besov space  $B_{p,q}^s$ , for which suitable wavelet expansion<sup>4</sup> is known to provide a sparse representation [34]. In this case, from subsection 3.1 we have  $d^* = d$ , and  $\Theta_{p,q}^s(M)$  is a  $d$ -dimensional Besov ball.

Curvelets in arbitrary dimensions correspond to partitioning the frequency plane into dyadic coronae, which are then angularly localized near regions of side length  $2^j$  in the radial direction and  $2^{j/2}$  in all the other directions [11]. For  $d = 2$ , the angular wedges obey the parabolic scaling law [14]. This partition of the frequency plane is significantly different from dyadic decompositions, and as a consequence, sparseness for curvelet expansions cannot be described in terms of classical smoothness spaces. For  $d = 2$ , Borup and Nielsen [4, Lemma 10] showed that the smoothness/sparseness space (3.2) and the smoothness/sparseness of the second-generation curvelets [13] are the same, in which case  $d^* = 3/2$ . Embedding results for curvelet-type decomposition spaces relative to Besov spaces were also provided in [4]. Furthermore, it was shown that piecewise  $C^2$  images away from piecewise- $C^2$  singularities, which are sparsely represented in the curvelet tight frame [14], are contained in  $\Theta_{2/3,2/3}^{3/2+\beta}$ ,  $\forall \beta > 0$ . Even though the role and the range of  $\beta$  has not been clarified by the authors in [4].

### 3.3 Multi-dimensional block estimator

As for the one-dimensional case, we wish to construct an adaptive estimator  $\hat{\theta} = (\hat{\theta}_{j,\ell,\mathbf{k}})_{j,\ell,\mathbf{k}}$  such that  $\sup_{\theta \in \Theta_{p,q}^s(M)} R(\hat{\theta}, \theta)$  is as small as possible. To reach this goal, we propose a multi-dimensional version of the BlockJS procedure introduced in [7].

From subsection 3.1.1, recall the definitions of  $L$ ,  $j_0$ ,  $J_*$ ,  $\mathcal{A}_j$  and  $U_{j,\mathbf{k}}$ . We

---

<sup>4</sup> With a wavelet having sufficient regularity and number of vanishing moments [34].

estimate  $\theta = (\theta_{j,\ell,\mathbf{k}})_{j,\ell,\mathbf{k}}$  by  $\hat{\theta}^* = (\hat{\theta}_{j,\ell,\mathbf{k}}^*)_{j,\ell,\mathbf{k}}$  where, for any  $\mathbf{k} \in U_{j,\mathbf{K}}$ ,  $\mathbf{K} \in \mathcal{A}_j$  and  $\ell \in B_j$ ,

$$\hat{\theta}_{j,\ell,\mathbf{k}}^* = \begin{cases} y_{j,\ell,\mathbf{k}}, & \text{if } j \in \{0, \dots, j_0 - 1\}, \\ y_{j,\ell,\mathbf{k}} \left( 1 - \frac{\lambda_* n^{-r} 2^{\delta j}}{\frac{1}{L^d} \sum_{\mathbf{k} \in U_{j,\mathbf{K}}} y_{j,\ell,\mathbf{k}}^2} \right)_+, & \text{if } j \in \{j_0, \dots, J_*\}, \\ 0, & \text{if } j \in \mathbb{N} - \{0, \dots, J_*\}. \end{cases} \quad (3.3)$$

In this definition,  $\delta$  and  $\lambda_*$  denote the constants involved in (A1) and (A2). Again, the coarsest scale coefficients are left unaltered, while the other coefficients are either thresholded or shrunk depending whether the local measure of signal-to-noise ratio  $\frac{\frac{1}{L^d} \sum_{\mathbf{k} \in U_{j,\mathbf{K}}} y_{j,\ell,\mathbf{k}}^2}{n^{-r}}$  within the block  $U_{j,\mathbf{K}}$  is larger than the threshold  $\lambda_* 2^{\delta j}$ . Notice that the dimension  $d$  of the model appears in the definition of  $L$ , the length of each block  $U_{j,\mathbf{K}}$ . This point is crucial;  $L$  optimizes the theoretical and practical performance of the considered multi-dimensional BlockJS procedure. As far as the choice of the threshold parameter  $\lambda_*$  is concerned, it will be discussed in Subsection 3.5 below.

### 3.4 Minimax theorem

Theorem 3.1 below investigates the minimax rate of (3.3) over  $\Theta_{p,q}^s$ .

**Theorem 3.1** *Consider the model (3.1) for  $n$  large enough. Suppose that (A1) and (A2) are satisfied. Let  $\hat{\theta}^*$  be given as in (3.3).*

- *There exists a constant  $C > 0$  such that*

$$\sup_{\theta \in \Theta_{p,q}^s(M)} R(\hat{\theta}^*, \theta) \leq C \rho_n,$$

where

$$\rho_n = \begin{cases} n^{-2sr/(2s+\delta+d_*+v)}, & \text{for } q \leq 2 \leq p, \\ (\log n/n)^{2sr/(2s+\delta+d_*+v)}, & \text{for } q \leq p < 2, \text{ } sp > d_* \vee (1-p/2)(\delta + d_* + v). \end{cases} \quad (3.4)$$

- *If  $v = 0$ , the minimax rates (3.4) hold without the restriction  $q \leq p \wedge 2$ .*

The rates of convergence (3.4) are optimal for a wide class of variables  $(z_{j,\ell,\mathbf{k}})_{j,\ell,\mathbf{k}}$ . If we take  $d_* = d = \mu_1 = 1$ ,  $r = 1$ ,  $c_* = 1$  and  $v = \delta = 0$ , then we recover the rates exhibited in the one-dimensional wavelet case expressed in Theorem 2.1. There is only a minor difference on the power of the logarithmic term for  $p < 2$ . Thus, Theorem 3.1 can be viewed as a generalization of Theorem 2.1.

In the case of  $d$ -dimensional isotropic Besov spaces, where wavelets (corresponding to  $v = 0$ ,  $\mu_1 = \mu_2 = 1$  and then  $d_* = d$ ) provide optimally sparse representations, Theorem 3.1 can be applied without the restriction  $q \leq p \wedge 2$ . Therefore, for  $p \geq 2$ , Theorem 3.1 states that Stein block thresholding gets rid of the logarithmic factor, hence achieving the optimal minimax rate over those Besov spaces. For  $p < 2$ , the block estimator is nearly-minimax.

As far as curvelet-type decomposition spaces are concerned, from section 3.1 we have  $\mu_1 = 1, \mu_2 = \frac{1}{2}, d_* = \mu_1 + \mu_2 = \frac{3}{2}, r = d = 2, v = \frac{1}{2}, \delta = 0$ . This gives the rates

$$\rho_n = \begin{cases} n^{-2s/(s+1)}, & \text{for } q \leq 2 \leq p, \\ (\log n/n)^{2s/(s+1)}, & \text{for } q \leq p < 2, sp > \frac{3}{2} \vee (2-p). \end{cases}$$

where the logarithmic factor disappears only for  $q \leq 2 \leq p$ . Following the discussion of section 3.2,  $C^2$ - $C^2$  images correspond to a smoothness space  $\Theta_{p,q}^s$  with  $p = q = 2/3$ . Moreover,  $\exists \kappa > 0$  such that taking  $s = 2 + \kappa$  satisfies the condition of Theorem 3.1, and  $C^2$ - $C^2$  images are contained in  $\Theta_{2/3,2/3}^s$  with such a choice. We then arrive at the rate  $O(n^{-4/3})$  (ignoring the logarithmic factor). This is consistent with the results of [32], which established that no estimator can achieve a better rate than the optimal minimax rate  $O(n^{-4/3})$  uniformly over the  $C^2$ - $C^2$  class. On the other hand, individual thresholding in the curvelet tight frame has also the nearly-minimax rate  $O(n^{-4/3})$  [15] uniformly over the class of  $C^2$ - $C^2$  images. Nonetheless, the experimental results reported in this paper indicate that block curvelet thresholding outperforms in practice term-by-term thresholding on a wide variety of images, although the improvement can be of a limited extent.

### 3.5 On the (theoretical) choice of the threshold

To apply Theorem 3.1, it is enough to determine  $\delta$  and  $\lambda_*$  such that (A1) and (A2) are satisfied. The parameter  $\delta$  is imposed by the nature of the model; it can be easily fixed as in our denoising experiments where it was set to  $\delta = 0$ . The choice of the threshold  $\lambda_*$  is more involved. This choice is crucial towards good performance of the estimator  $\hat{\theta}^*$ . From a theoretical point of view, since the constant  $C$  of the bound (3.4) increases with growing  $\lambda$ , the optimal threshold is the smallest real number  $\lambda_*$  such that (A2) is fulfilled. In the following, we first provide the explicit expression of  $\lambda_*$  in the situation of a non-necessarily i.i.d. Gaussian noise sequence  $(z_{j,\ell,\mathbf{k}})_{j,\ell,\mathbf{k}}$ . This result is then refined in the case of a white Gaussian noise.

Proposition 3.1 below determines a suitable threshold  $\lambda_*$  satisfying (A1) and

(A2) when  $(z_{j,\ell,\mathbf{k}})_{j,\ell,\mathbf{k}}$  are Gaussian random variables (not necessarily i.i.d.).

**Proposition 3.1** *Consider the model (3.1) for  $n$  large enough. Suppose that, for any  $j \in \{0, \dots, J\}$  and any  $\ell \in B_j$ ,  $(z_{j,\ell,\mathbf{k}})_{\mathbf{k}}$  is a centered Gaussian process. Assume that there exists two constants  $Q_3 > 0$  and  $Q_4 > 0$  (independent of  $n$ ) such that*

- (A3):  $\sup_{j \in \{0, \dots, J\}} \sup_{\ell \in B_j} \sup_{\mathbf{k} \in D_j} 2^{-2\delta j} \mathbb{E} \left( z_{j,\ell,\mathbf{k}}^4 \right) \leq Q_3$ .
- (A4): for any  $a = (a_{\mathbf{k}})_{\mathbf{k} \in D_j}$  such that  $\sup_{j \in \{0, \dots, J\}} \sup_{\mathbf{K} \in \mathcal{A}_j} \sum_{\mathbf{k} \in U_{j,\mathbf{K}}} a_{\mathbf{k}}^2 \leq 1$ , we have

$$\sup_{j \in \{0, \dots, J\}} \sup_{\ell \in B_j} \sup_{\mathbf{K} \in \mathcal{A}_j} 2^{-\delta j} \mathbb{E} \left( \left( \sum_{\mathbf{k} \in U_{j,\mathbf{K}}} a_{\mathbf{k}} z_{j,\ell,\mathbf{k}} \right)^2 \right) \leq Q_4.$$

Then (A1) and (A2) are satisfied with  $\lambda_* = 4 \left( (2Q_4)^{1/2} + Q_3^{1/4} \right)^2$ . Therefore Theorem 3.1 can be applied to  $\hat{\theta}^*$  defined by (3.3) with such a  $\lambda_*$ .

This result is useful as it establishes that the block denoising procedure and the minimax rates of Theorem 2.1 apply to the case of frames where a bounded zero-mean white Gaussian noise in the original domain is transformed into a bounded zero-mean correlated Gaussian process.

If additional information is considered on  $(z_{j,\ell,\mathbf{k}})_{j,\ell,\mathbf{k}}$ , the threshold constant  $\lambda_*$  defined in Proposition 3.1 can be improved. This is the case when  $(z_{j,\ell,\mathbf{k}})_{j,\ell,\mathbf{k}}$  are i.i.d.  $\mathcal{N}(0, 1)$  as is the case if the transform were orthogonal (e.g. orthogonal wavelet transform). The statement is made formal in the following proposition.

**Proposition 3.2** *Consider the model (3.1) for  $n$  large enough. Suppose that, for any  $j \in \{0, \dots, J\}$  and any  $\ell \in B_j$ ,  $(z_{j,\ell,\mathbf{k}})_{\mathbf{k}}$  are i.i.d.  $\mathcal{N}(0, 1)$  as is the case when the transform used corresponds to an orthobasis. Theorem 3.1 can be applied with the estimator  $\hat{\theta}^*$  defined by (3.3) with  $\delta = 0$  and  $\lambda_*$  the root of  $x - \log x = 3$ , i.e.  $\lambda_* = 4.50524\dots$ .*

The optimal threshold constant  $\lambda_*$  described in Proposition 3.2 corresponds to the one isolated by [7].

## 4 Application to image block denoising

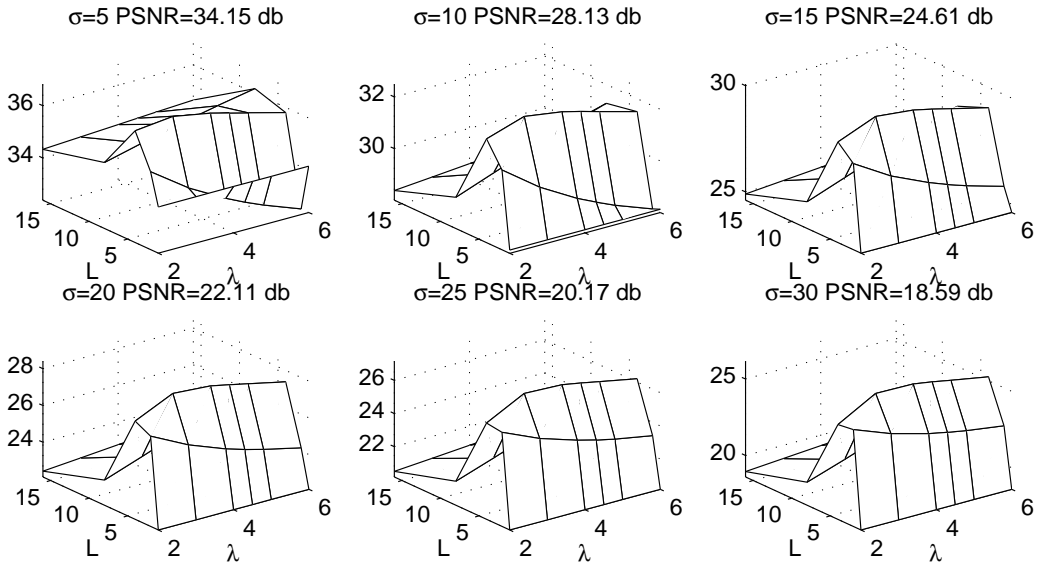
### 4.1 Impact of threshold and block size

In this first experiment, the goal is twofold: first assess the impact of the threshold and the block size on the performance of block denoising, and second investigate the validity of their choice as prescribed by the theory. For a  $n \times n$  image  $f$  and its estimate  $\hat{f}$ , the denoising performance is measured in terms of peak signal-to-noise ratio (PSNR) in decibels (dB)

$$\text{PSNR} = 20 \log_{10} \frac{n \|f\|_{\infty}}{\|\hat{f} - f\|_2} \text{ dB} .$$

In this experiment, as well as in the rest of paper, three popular transforms are used: the orthogonal wavelet transform (DWT), its translation invariant version (UDWT) and the second generation fast discrete curvelet transform (FDCT) with the wrapping implementation [13]. The Symmlet wavelet with 6 vanishing moments was used throughout all experiments. For each transform, two images were tested Barbara ( $512 \times 512$ ) and Peppers ( $256 \times 256$ ), and each image, was contaminated with zero-mean white Gaussian noise with increasing standard deviation  $\sigma \in \{5, 10, 15, 20, 25, 30\}$ , corresponding to input PSNR values  $\{34.15, 28.13, 24.61, 22.11, 20.17, 18.59, 14.15\}$  dB. At each combination of test image and noise level, ten noisy versions were generated. Then, block denoising was ten applied to each of the ten noisy images for each block size  $L \in \{1, 2, 4, 8, 16\}$  and threshold  $\lambda \in \{2, 3, 4, 4.5, 5, 6\}$ , and the average output PSNR over the ten realizations was computed. This yields one plot of average output PSNR as a function of  $\lambda$  and  $L$  at each combination (image-noise level-transform). The results are depicted in Fig.1, Fig.2 and Fig.3 for respectively the DWT, UDWT and FDCT. One can see that the maximum of PSNR occurs at  $L = 4$  (for  $\lambda \geq 3$ ) whatever the transform and image, and this value turns to be the choice dictated by the theoretical procedure. As far as the influence of  $\lambda$  is concerned, the PSNR attains its exact highest peak at different values of  $\lambda$  depending on the image, transform and noise level. For the DWT, this maximum PSNR takes place near the theoretical threshold  $\lambda_* \approx 4.5$  as expected from Proposition 3.2. Even with the other redundant transforms, that correspond to tight frames for which Proposition 3.2 is not rigorously valid, a sort of plateau is reached near  $\lambda = 4.5$ . Only a minor improvement can be gained by taking a higher threshold  $\lambda$ ; see e.g. Fig.2 or 3 with Peppers for  $\sigma \geq 20$ . Note that this improvement by taking a higher  $\lambda$  for redundant transforms (i.e. non i.i.d. Gaussian noise) is formally predicted by Proposition 3.1. Even though the estimate of Proposition 3.1 was expected to be rather crude. To summarize, the value 4.50524... intended to work for orthobases seems to yield good results also with redundant transforms.

Barbara  $512 \times 512$



Peppers  $256 \times 256$

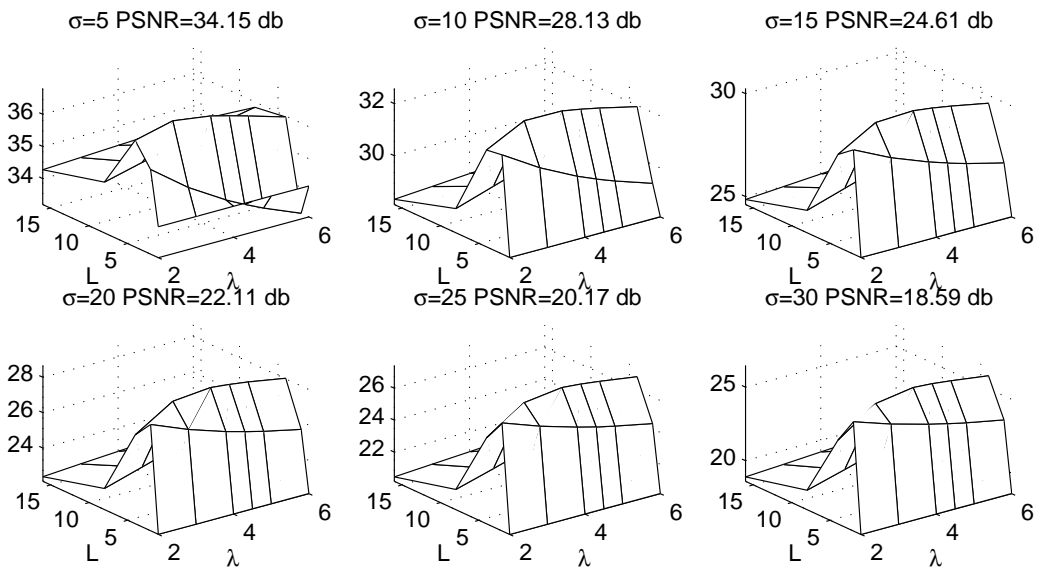
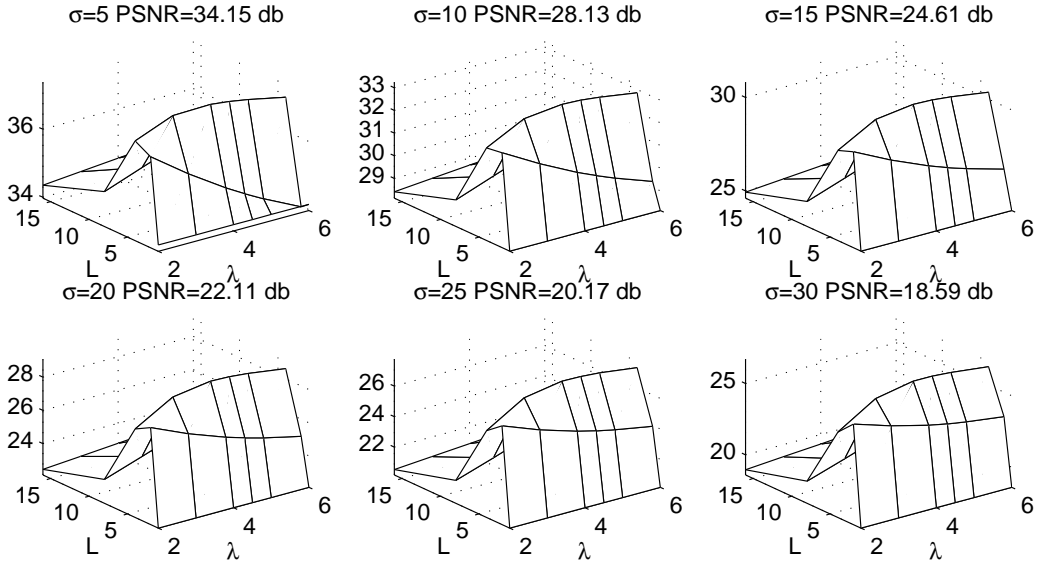


Fig. 1. Output PSNR as a function of the block size and the threshold  $\lambda$  at different noise levels  $\sigma \in \{5, 10, 15, 20, 25, 30\}$ . Block denoising was applied in the DWT domain.

4.2 Comparative study

**Block vs term-by-term** It is instructive to quantify the improvement brought by block denoising compared to term-by-term thresholding. For reliable comparison, we applied the denoising algorithms to six standard grayscale images with different contents of size  $512 \times 512$  (Barbara, Lena, Boat and Fingerprint) and  $256 \times 256$  (House and Peppers). All images were normalized

Barbara  $512 \times 512$



Peppers  $256 \times 256$

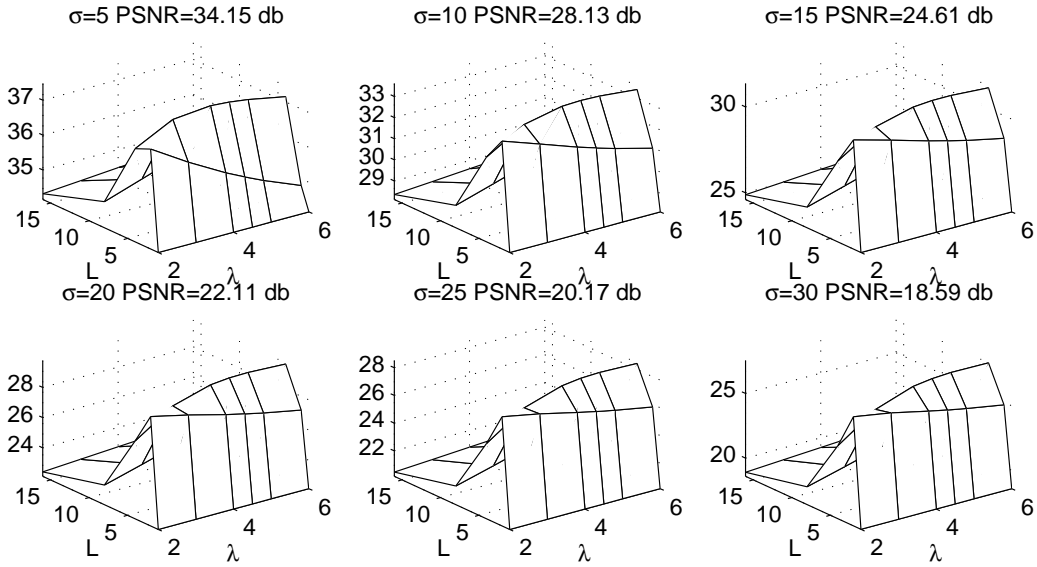
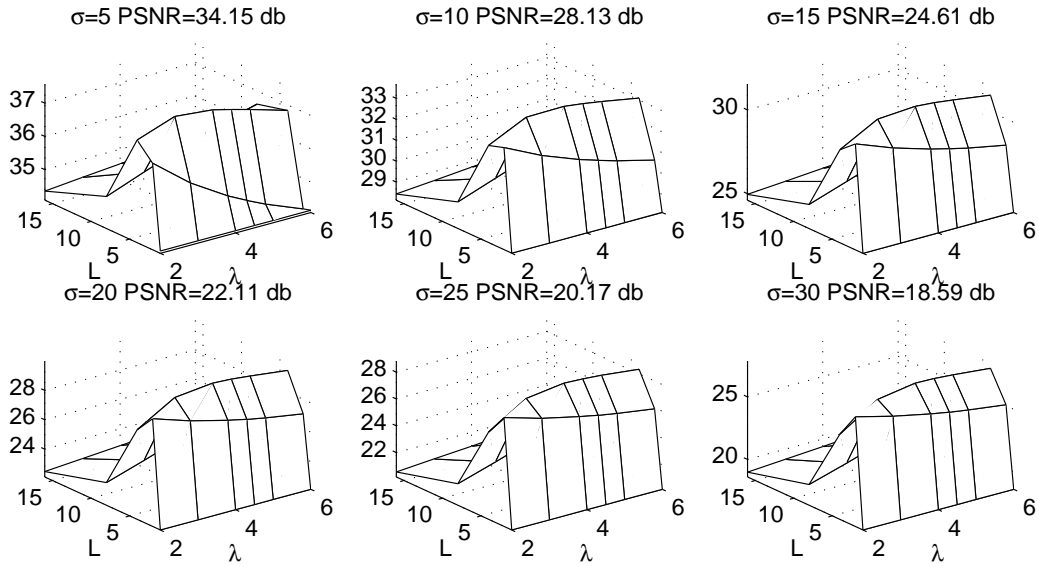


Fig. 2. Output PSNR as a function of the block size and the threshold  $\lambda$  at different noise levels  $\sigma \in \{5, 10, 15, 20, 25, 30\}$ . Block denoising was applied in the UDWT domain.

to a maximum grayscale value 255. The images were corrupted by a zero-mean white Gaussian noise with standard deviation  $\sigma \in \{5, 10, 15, 20, 25, 30\}$ . The output PSNR was averaged over ten realizations, and all algorithms were applied to the same noisy versions. The threshold used with individual thresholding was set to the classical value  $3\sigma$  for the (orthogonal) DWT, and  $3\sigma$  for all scales and  $4\sigma$  at the finest scale for the (redundant) UDWT and FDCT. The results are displayed in Fig.4. Each plot corresponds to PSNR improvement over DWT term-by-term thresholding as a function of  $\sigma$ . To summarize,



Barbara  $512 \times 512$



Peppers  $256 \times 256$

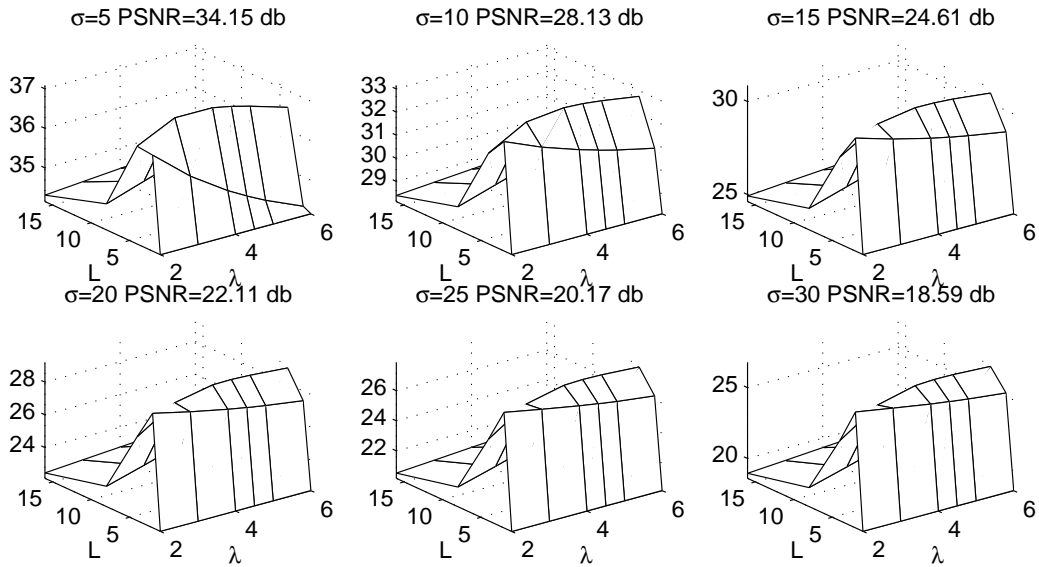


Fig. 3. Output PSNR as a function of the block size and the threshold  $\lambda$  at different noise levels  $\sigma \in \{5, 10, 15, 20, 25, 30\}$ . Block denoising was applied in the FDCT domain.

- Block shrinkage improves the denoising results in general compared to individual thresholding. Even though the improvement extent decreases with increasing  $\sigma$ . The PSNR increase brought by block denoising with a given transform compared to individual thresholding with the same transform can be up to 2.55 dB.
- Owing to block shrinkage, even the orthogonal DWT becomes competitive with redundant transforms. For Barbara, block denoising with DWT is even better than individual thresholding in the translation-invariant UDWT.

- For some images (e.g. Peppers or House), block denoising with curvelets can be slightly outperformed by its term-by-term thresholding counterpart for  $\sigma = 50$ .
- As expected, no transform is the best for all images. Block denoising with curvelets is more beneficial to images with high frequency content (e.g. anisotropic oscillating patterns in Barbara). For the other images, and except Peppers, block denoising with UDWT or curvelets are comparable ( $\sim 0.2$  dB difference).

Note that the additional computational burden of block shrinkage compared to individual thresholding is limited: respectively 0.1s, 1s and 0.7s for the DWT, UDWT and FDCT with  $512 \times 512$  images, and less than 0.03s, 0.2s and 0.1 for  $256 \times 256$  images. The algorithms were run under Matlab with an Intel Xeon 3GHz CPU, 8Gb RAM.

**Block vs BLS-GSM** The described block denoising procedure has been compared to one of state-of-the-art denoising methods in the literature BLS-GSM [38]. BLS-GSM is a widely used reference in image denoising experiments reported in the literature. BLS-GSM uses a sophisticated prior model of the joint distribution within each block of coefficients, and then computes the Bayesian posterior conditional mean estimator by numerical integration. For fair comparison, BLS-GSM was also adapted and implemented with the curvelet transform. The two algorithms were applied to the same ten realizations of additive white Gaussian noise with  $\sigma$  in the same range as before. The output PSNR values averaged over the ten realizations for each of the six tested image are tabulated in Table 2. By inspection of this table, the performance of block denoising and BLS-GSM remain comparable whatever the transform and image. None of them outperforms the other for all transforms and all images. When comparing both algorithms for the DWT transform, the maximum difference between the corresponding PSNR values is 0.5 dB in favor of block shrinkage. For the UDWT and FDCT, the maximum difference is  $\sim 0.6$  dB in BLS advantage. Visual inspection of Fig.5 and 6 is in agreement with the quantitative study we have just discussed. For each transform, differences between the two denoisers are hardly visible. Our procedure is however much simpler to implement and has a much lower computational cost than BLS-GSM as can be seen from Table 1. Our algorithm can be up to 10 times faster than BLS-GSM while reaching comparable denoising performance. As stated in the previous paragraph, the bulk of computation in our algorithm is essentially invested in computing the forward and inverse transforms.

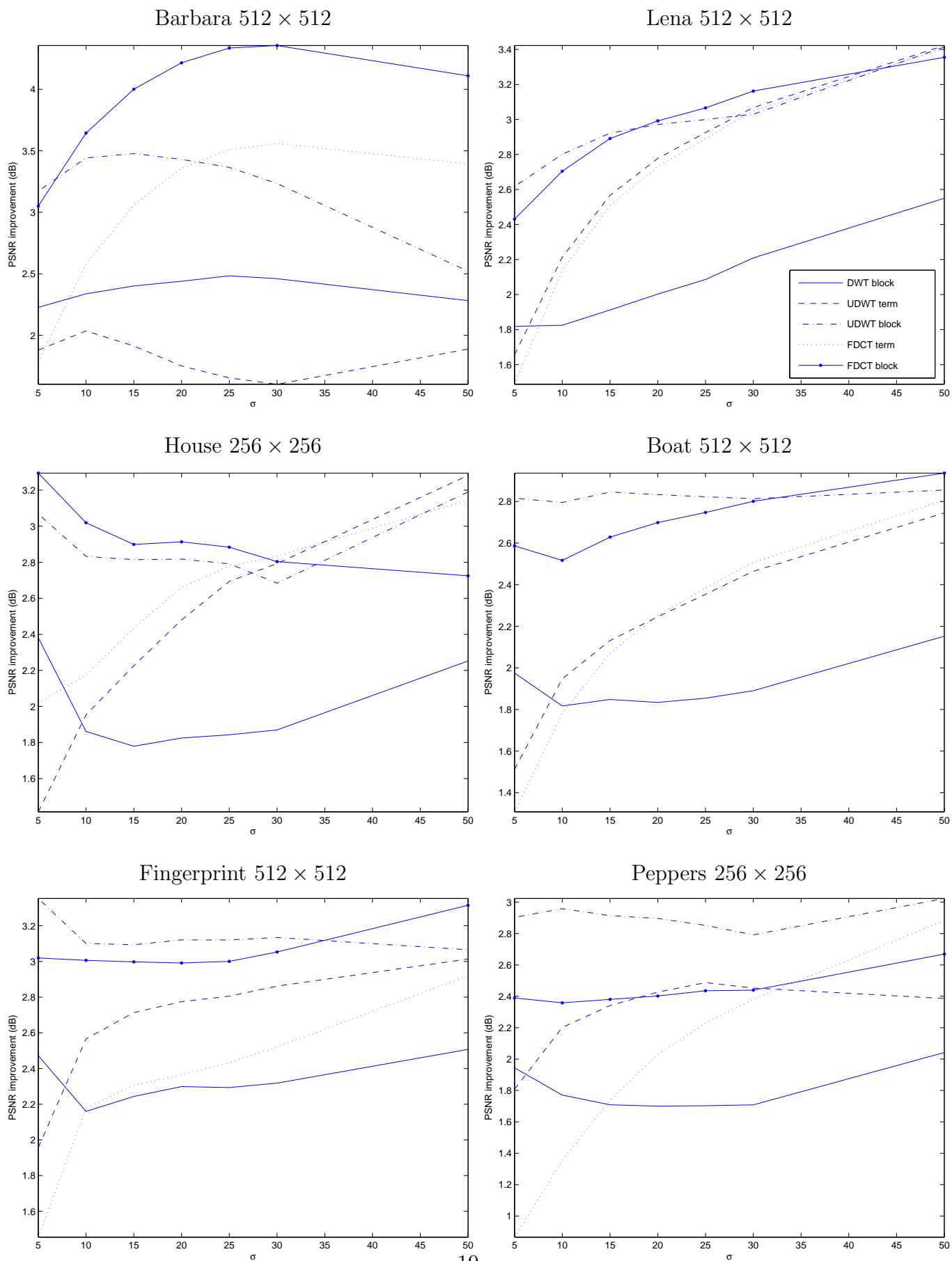


Fig. 4. Block vs term-by-term thresholding. Each plot corresponds to PSNR improvement over DWT term-by-term thresholding as a function of  $\sigma$ .




Fig. 5. Visual comparison of our block denoising to BLS-GSM on Barbara  $512 \times 512$ . (a) original. (b) noisy  $\sigma = 20$ . (c), (e) and (g) block denoising with respectively DWT (28.04 dB), UDWT (29.01 dB) and FDCT (30 dB). (d), (f) and (h) BLS-GSM with respectively DWT (28.6 dB), UDWT (29.3 dB) and FDCT (30.07 dB).




Fig. 6. Visual comparison of our block denoising to BLS-GSM on Lena  $512 \times 512$ . (a) original. (b) noisy  $\sigma = 20$ . (c), (e) and (g) block denoising with respectively DWT (30.51 dB), UDWT (31.47 dB) and FDCT (31.48 dB). (d), (f) and (h) BLS-GSM with respectively DWT (30.62 dB), UDWT (32 dB) and FDCT (31.6 dB).

512 × 512 image				256 × 256 image			
	DWT	UDWT	FDCT		DWT	UDWT	FDCT
Block	0.22	2.6	5.8	Block	0.045	0.45	1.2
BLS-GSM	3	26	30	BLS-GSM	1	5.5	6.6

Table 1

Execution times in seconds for 512×512 images and 256×256 images. The algorithms were run under Matlab with an Intel Xeon 3GHz CPU, 8Gb RAM.

Barbara 512 × 512								Lena 512 × 512						
$\sigma$	5	10	15	20	25	30	50	5	10	15	20	25	30	50
PSNR <sub>in</sub>	34.15	28.13	24.61	22.11	20.17	18.59	14.15	34.15	28.13	24.61	22.11	20.17	18.59	14.15
<b>Block DWT</b>	36.81	32.50	30.07	28.41	27.16	26.16	23.74	37.61	34.05	31.99	30.62	29.58	28.71	26.36
<b>BLS-GSM DWT</b>	36.87	32.65	30.26	28.61	27.40	26.40	23.90	37.41	33.97	31.68	30.62	29.62	28.70	26.36
<b>Block UDWT</b>	37.37	33.24	30.80	29.09	27.77	26.70	24.01	38.02	34.75	32.85	31.48	30.41	29.53	27.16
<b>BLS-GSM UDWT</b>	37.44	33.43	31.06	29.40	28.16	27.13	24.49	38.16	35.15	33.34	32.02	30.97	30.13	27.78
<b>Block FDCT</b>	37.57	33.68	31.52	30.00	28.83	27.86	25.38	38.09	34.78	32.86	31.45	30.43	29.55	27.12
<b>BLS-GSM FDCT</b>	37.63	33.82	31.64	30.08	28.93	28.01	25.36	38.10	34.93	33.03	31.60	30.53	29.65	27.02

House 256 × 256								Boat 512 × 512						
$\sigma$	5	10	15	20	25	30	50	5	10	15	20	25	30	50
PSNR <sub>in</sub>	34.15	28.13	24.61	22.11	20.17	18.59	14.15	34.15	28.13	24.61	22.11	20.17	18.59	14.15
<b>Block DWT</b>	37.63	33.47	31.33	29.86	28.76	27.79	25.41	36.41	32.52	30.41	28.93	27.81	26.97	24.83
<b>BLS-GSM DWT</b>	37.43	33.97	31.77	29.88	29.17	28.43	26.12	36.06	32.36	30.36	29.04	27.35	26.76	24.86
<b>Block UDWT</b>	38.10	34.31	32.31	30.86	29.75	28.80	26.35	36.89	33.15	31.11	29.67	28.59	27.71	25.45
<b>BLS-GSM UDWT</b>	38.17	34.79	32.95	31.52	30.41	29.49	27.00	36.85	33.46	31.52	30.14	29.09	28.22	26.00
<b>Block FDCT</b>	38.35	34.36	32.04	30.32	29.70	28.71	25.90	36.89	33.07	31.03	29.65	28.59	27.70	25.49
<b>BLS-GSM FDCT</b>	38.47	34.69	32.47	30.92	29.71	28.72	25.93	36.74	33.17	31.20	29.80	28.77	27.88	25.52

Fingerprint 512 × 512								Peppers 256 × 256						
$\sigma$	5	10	15	20	25	30	50	5	10	15	20	25	30	50
PSNR <sub>in</sub>	34.15	28.13	24.61	22.11	20.17	18.59	14.15	34.15	28.13	24.61	22.11	20.17	18.59	14.15
<b>Block DWT</b>	35.74	31.37	29.10	27.53	26.33	25.34	22.84	36.81	32.56	30.28	28.64	27.42	26.42	23.77
<b>BLS-GSM DWT</b>	35.53	31.08	28.82	27.08	26.01	25.11	22.72	36.69	32.50	30.38	28.90	27.65	26.70	23.55
<b>Block UDWT</b>	36.22	31.89	29.62	28.06	26.87	25.90	23.37	37.48	33.60	31.37	29.74	28.52	27.52	24.71
<b>BLS-GSM UDWT</b>	36.54	32.23	29.91	28.36	27.20	26.30	23.85	37.59	33.96	31.78	30.17	28.99	27.97	25.16
<b>Block FDCT</b>	36.13	31.98	29.66	28.03	26.84	25.92	23.51	37.09	33.14	30.86	29.17	28.01	27.09	24.38
<b>BLS-GSM FDCT</b>	36.34	32.14	29.82	28.21	27.05	26.14	23.70	37.15	33.32	31.10	29.44	28.19	26.85	24.27

Table 2

Comparison of average PSNR over ten realizations of block denoising and BLS-GSM, with three transforms.

### 4.3 Reproducible research

Following the philosophy of reproducible research, a toolbox is made available freely for download at the address

<http://www.greyc.ensicaen.fr/~jfadili/software.html>

This toolbox is a collection of Matlab functions, scripts and datasets for image block denoising. It requires at least WaveLab 8.02 [5] to run properly. The toolbox implements the proposed block denoising procedure with several transforms and contains all scripts to reproduce the figures and tables reported in this paper.

## 5 Conclusion

In this paper, an Stein block thresholding algorithm for denoising  $d$ -dimensional data is proposed with a particular focus on 2D image. Our block denoising is a generalization of one-dimensional BlockJS to  $d$  dimensions, with other transforms that orthogonal wavelets, and handles noise in the coefficient domain beyond the i.i.d. Gaussian case. Its minimax properties are investigated, and a fast and appealing algorithm is described. The practical performance of the designed denoiser were shown to be very promising with several transforms and a variety of test images. It turns out that the proposed block denoiser is much faster than state-of-the art competitors in the literature while reaching comparable denoising performance.

We believe however that there is still room for improvement of our procedure. For instance, for  $d = 2$ , it would be interesting to investigate both theoretically and in practice how our results can be adapted to anisotropic blocks with possibly varying sizes. The rationale behind such a modification is to adapt the blocks to the geometry of the neighborhood. We expect that the analysis in this case, if possible, would be much more involved. Another interesting line of research would be to try to improve our convergence rates by relaxing the condition  $q \leq p \wedge 2$ . At this moment, given our definition of the smoothness space and our derivations in the proof (see appendix), we have not found a way around it yet. As remarked in subsection 3.1.1, a parameter  $\delta$  was introduced, whose role becomes of interest when addressing linear inverse problems such as deconvolution. Extension of BlockJS to linear inverse problems remains also an open question. All these aspects need further investigation that we leave for a future work.

## Appendix: Proofs

In this section,  $C$  represents a positive constant which may differ from one term to another. We suppose that  $n$  is large enough.

### A Proof of Theorem 3.1

We have the decomposition:

$$R(\widehat{\theta}^*, \theta) = R_1 + R_2 + R_3, \quad (\text{A.1})$$

where

$$R_1 = \sum_{j=0}^{j_0-1} \sum_{\ell \in B_j} \sum_{\mathbf{k} \in D_j} \mathbb{E} \left( (\widehat{\theta}_{j,\ell,\mathbf{k}}^* - \theta_{j,\ell,\mathbf{k}})^2 \right), \quad R_2 = \sum_{j=j_0}^{J_*} \sum_{\ell \in B_j} \sum_{\mathbf{k} \in D_j} \mathbb{E} \left( (\widehat{\theta}_{j,\ell,\mathbf{k}}^* - \theta_{j,\ell,\mathbf{k}})^2 \right),$$

$$R_3 = \sum_{j=J_*+1}^{\infty} \sum_{\ell \in B_j} \sum_{\mathbf{k} \in D_j} \theta_{j,\ell,\mathbf{k}}^2.$$

Let us bound the terms  $R_1$ ,  $R_3$  and  $R_2$  (by order of difficulty).

**The upper bound for  $R_1$ .** It follows from (A1) that

$$\begin{aligned} R_1 &= n^{-r} \sum_{j=0}^{j_0-1} \sum_{\ell \in B_j} \sum_{\mathbf{k} \in D_j} \mathbb{E} \left( z_{j,\ell,\mathbf{k}}^2 \right) \leq Q_1 n^{-r} \sum_{j=0}^{j_0-1} 2^{j(d_*+\delta)} \text{Card}(B_j) \\ &= c_* Q_1 n^{-r} \sum_{j=0}^{j_0-1} 2^{j(d_*+\delta+v)} \leq C 2^{j_0(d_*+\delta+v)} n^{-r} \\ &\leq CL^{(1/\min_{i=1,\dots,d} \mu_i)(d_*+\delta+v)} n^{-r} \leq C(\log n)^{(1/(d \min_{i=1,\dots,d} \mu_i))(d_*+\delta+v)} n^{-r} \\ &\leq C n^{-2sr/(2s+\delta+d_*+v)}. \end{aligned} \quad (\text{A.2})$$

We used the inequality  $2s/(2s+\delta+d_*+v) < 1$  which implies that, for a large enough  $n$ ,  $(\log n)^{(1/(d \min_{i=1,\dots,d} \mu_i))(d_*+\delta+v)} n^{(2s/(2s+\delta+d_*+v)-1)r} \leq 1$ .

**The upper bound for  $R_3$ .** We distinguish the case  $q \leq 2 \leq p$  and the case  $q \leq p < 2$ .

For  $q \leq 2 \leq p$ , we have  $\Theta_{p,q}^s(M) \subseteq \Theta_{2,q}^s(M) \subseteq \Theta_{2,2}^s(M)$ . Hence



$$R_3 \leq M^2 \sum_{j=J_*+1}^{\infty} 2^{-2js} \leq C2^{-2J_*s} \leq Cn^{-2sr/(d_*+\delta+v)} \leq Cn^{-2sr/(2s+\delta+d_*+v)}. \quad (\text{A.3})$$

For  $q \leq p < 2$ , we have  $\Theta_{p,q}^s(M) \subseteq \Theta_{2,q}^{s-d_*/p+d_*/2}(M) \subseteq \Theta_{2,2}^{s-d_*/p+d_*/2}(M)$ . We have

$$\begin{aligned} s/(2s + \delta + d_* + v) &\leq (s - d_*/p + d_*/2)/(d_* + \delta + v) \\ \Leftrightarrow s(d_* + \delta + v) &\leq (s - d_*/p + d_*/2)(2s + \delta + d_* + v) \\ \Leftrightarrow 0 &\leq 2s^2 - (d_*/p - d_*/2)(2s + \delta + d_* + v) \\ \Leftrightarrow 0 &\leq 2s(s - d_*/p) + sd_* - (d_*/p - d_*/2)(\delta + d_* + v). \end{aligned}$$

This implies that, if  $sp > d_*$  and  $s > (1/p - 1/2)(\delta + d_* + v)$ , we have  $s/(2s + \delta + d_* + v) \leq (s - d_*/p + d_*/2)/(d_* + \delta + v)$ . Therefore,

$$\begin{aligned} R_3 &\leq M^2 \sum_{j=J_*+1}^{\infty} 2^{-2j(s-d_*/p+d_*/2)} \leq C2^{-2J_*(s-d_*/p+d_*/2)} \\ &\leq Cn^{-2r(s-d_*/p+d_*/2)/(d_*+\delta+v)} \leq Cn^{-2sr/(2s+\delta+d_*+v)}. \end{aligned} \quad (\text{A.4})$$

Putting (A.3) and (A.4) together, we obtain the desired upper bound.

**The upper bound for  $R_2$ .** We need the following result which will be proved later.

**Lemma A.1** *Let  $(v_i)_{i \in \mathbb{N}^*}$  be a sequence of real numbers and  $(w_i)_{i \in \mathbb{N}^*}$  be a sequence of random variables. Set, for any  $i \in \mathbb{N}^*$ ,*

$$u_i = v_i + w_i.$$

*Then, for any  $m \in \mathbb{N}^*$  and any  $\lambda > 0$ , the sequence of estimates  $(\tilde{u}_i)_{i=1,\dots,m}$  defined by  $\tilde{u}_i = u_i \left(1 - \lambda^2 \left(\sum_{i=1}^m u_i^2\right)^{-1}\right)_+$  satisfies*

$$\sum_{i=1}^m (\tilde{u}_i - v_i)^2 \leq 10 \sum_{i=1}^m w_i^2 \mathbf{1}_{\left\{\left(\sum_{i=1}^m w_i^2\right)^{1/2} > \lambda/2\right\}} + 10 \min\left(\sum_{i=1}^m v_i^2, \lambda^2/4\right).$$

Lemma A.1 yields

$$R_2 = \sum_{j=j_0}^{J_*} \sum_{\ell \in B_j} \sum_{\mathbf{K} \in \mathcal{A}_j} \sum_{\mathbf{k} \in U_{j,\mathbf{K}}} \mathbb{E} \left( (\hat{\theta}_{j,\ell,\mathbf{k}}^* - \theta_{j,\ell,\mathbf{k}})^2 \right) \leq 10(B_1 + B_2), \quad (\text{A.5})$$

where

$$B_1 = n^{-r} \sum_{j=j_0}^{J_*} \sum_{\ell \in B_j} \sum_{\mathbf{K} \in \mathcal{A}_j} \sum_{\mathbf{k} \in U_{j,\mathbf{K}}} \mathbb{E} \left( z_{j,\ell,\mathbf{k}}^2 \mathbf{1}_{\left\{\sum_{\mathbf{k} \in U_{j,\mathbf{K}}} z_{j,\ell,\mathbf{k}}^2 > \lambda_* 2^{\delta j} L^d/4\right\}} \right)$$

and

$$B_2 = \sum_{j=j_0}^{J_*} \sum_{\ell \in B_j} \sum_{\mathbf{K} \in \mathcal{A}_j} \min \left( \sum_{\mathbf{k} \in U_{j,\mathbf{K}}} \theta_{j,\ell,\mathbf{k}}^2, \lambda_* 2^{\delta j} L^d n^{-r} / 4 \right).$$

Using (A2), we bound  $B_1$  by

$$B_1 \leq Q_2 n^{-r} \leq Q_2 n^{-2sr/(2s+\delta+d_*+v)}. \quad (\text{A.6})$$

To bound  $B_2$ , we again distinguish the case  $q \leq 2 \leq p$  and the case  $q \leq p < 2$ .

For  $q \leq 2 \leq p$ , we have  $\theta \in \Theta_{p,q}^s(M) \subseteq \Theta_{2,q}^s(M) \subseteq \Theta_{2,2}^s(M)$ . Let  $j_s$  be the integer  $j_s = \lfloor (r/(2s + \delta + d_* + v)) \log_2 n \rfloor$ . We then obtain the bound

$$\begin{aligned} B_2 &\leq 4^{-1} \lambda_* L^d n^{-r} \sum_{j=j_0}^{j_s} 2^{j\delta} \text{Card}(\mathcal{A}_j) \text{Card}(B_j) + \sum_{j=j_s+1}^{J_*} \sum_{\ell \in B_j} \sum_{\mathbf{k} \in D_j} \theta_{j,\ell,\mathbf{k}}^2 \\ &\leq 4^{-1} c_* \lambda_* L^d n^{-r} \sum_{j=j_0}^{j_s} 2^{j(d_*+\delta+v)} L^{-d} + \sum_{j=j_s+1}^{J_*} \sum_{\ell \in B_j} \sum_{\mathbf{k} \in D_j} \theta_{j,\ell,\mathbf{k}}^2 \\ &\leq C n^{-r} 2^{j_s(d_*+\delta+v)} + M^2 \sum_{j=j_s+1}^{J_*} 2^{-2j_s} \\ &\leq C n^{-r} 2^{j_s(d_*+\delta+v)} + C 2^{-2j_s} \leq C n^{-2sr/(2s+\delta+d_*+v)}. \end{aligned} \quad (\text{A.7})$$

Putting (A.5), (A.6) and (A.7) together, it follows immediately that

$$R_2 \leq C n^{-2sr/(2s+\delta+d_*+v)}. \quad (\text{A.8})$$

Let's now turn to the case  $q \leq p < 2$ . Let  $j_s^*$  be the integer  $j_s^* = \lfloor (r/(2s + \delta + d_* + v)) \log_2(n/\log n) \rfloor$ . We have

$$B_2 \leq D_1 + D_2 + D_3, \quad (\text{A.9})$$

where

$$D_1 = 4^{-1} \lambda_* L^d n^{-r} \sum_{j=j_0}^{j_s^*} 2^{j\delta} \text{Card}(\mathcal{A}_j) \text{Card}(B_j),$$

$$D_2 = 4^{-1} \lambda_* L^d n^{-r} \sum_{j=j_s^*+1}^{J_*} \sum_{\ell \in B_j} \sum_{\mathbf{K} \in \mathcal{A}_j} 2^{\delta j} \mathbf{1}_{\left\{ \sum_{\mathbf{k} \in U_{j,\mathbf{K}}} \theta_{j,\ell,\mathbf{k}}^2 > \lambda_* 2^{\delta j} L^d n^{-r} / 4 \right\}}$$

and

$$D_3 = \sum_{j=j_s^*+1}^{J_*} \sum_{\ell \in B_j} \sum_{\mathbf{K} \in \mathcal{A}_j} \sum_{\mathbf{k} \in U_{j,\mathbf{K}}} \theta_{j,\ell,\mathbf{k}}^2 \mathbf{1}_{\left\{ \sum_{\mathbf{k} \in U_{j,\mathbf{K}}} \theta_{j,\ell,\mathbf{k}}^2 \leq \lambda_* 2^{\delta j} L^d n^{-r} / 4 \right\}}.$$

We have

$$\begin{aligned} D_1 &\leq 4^{-1} c_* \lambda_* L^d n^{-r} \sum_{j=j_0}^{j_s^*} 2^{j(d_*+\delta+v)} L^{-d} \leq C n^{-r} 2^{j_s^*(d_*+\delta+v)} \\ &\leq C (\log n/n)^{2sr/(2s+\delta+d_*+v)}. \end{aligned} \quad (\text{A.10})$$

Moreover, using the classical inequality  $\|\theta\|_2^p \leq \|\theta\|_p^p$ ,  $p < 2$ , we obtain

$$\begin{aligned} D_2 &\leq CL^d n^{-r} (L^d n^{-r})^{-p/2} \sum_{j=j_s^*+1}^{J_*} 2^{\delta j(1-p/2)} \sum_{\ell \in B_j} \sum_{\mathbf{K} \in \mathcal{A}_j} \left( \sum_{\mathbf{k} \in U_{j,\mathbf{K}}} \theta_{j,\ell,\mathbf{k}}^2 \right)^{p/2} \\ &\leq C(\log n/n)^{r(1-p/2)} \sum_{j=j_s^*+1}^{J_*} 2^{\delta j(1-p/2)} \sum_{\ell \in B_j} \sum_{\mathbf{k} \in D_j} |\theta_{j,\ell,\mathbf{k}}|^p. \end{aligned} \quad (\text{A.11})$$

Since  $q \leq p$ , we have  $\Theta_{p,q}^s(M) \subseteq \Theta_{p,p}^s(M)$ . Combining this with  $sp > d_*$  and  $s > (1/p - 1/2)(\delta + d_* + \nu)$ , we obtain

$$\begin{aligned} D_2 &\leq C(\log n/n)^{r(1-p/2)} \sum_{j=j_s^*+1}^{J_*} 2^{\delta j(1-p/2)} 2^{-j(s+d_*/2-d_*/p)p} \\ &\leq C(\log n/n)^{r(1-p/2)} 2^{-j_s^*(s+d_*/2-d_*/p-\delta/p+\delta/2)p} \\ &\leq C(\log n/n)^{(2s+\nu(1-p/2))r/(2s+\delta+d_*+\nu)} \\ &\leq C(\log n/n)^{2sr/(2s+\delta+d_*+\nu)}. \end{aligned} \quad (\text{A.12})$$

We have, for any  $\mathbf{k} \in U_{j,\mathbf{K}}$ , the inclusion  $\left\{ \sum_{\mathbf{k} \in U_{j,\mathbf{K}}} \theta_{j,\ell,\mathbf{k}}^2 \leq \lambda_* 2^{\delta j} L^d n^{-r} / 4 \right\} \subseteq \left\{ |\theta_{j,\ell,\mathbf{k}}| \leq (\lambda_* 2^{\delta j} L^d n^{-r})^{1/2} / 2 \right\}$ . Therefore,

$$\begin{aligned} D_3 &\leq \sum_{j=j_s^*+1}^{J_*} \sum_{\ell \in B_j} \sum_{\mathbf{K} \in \mathcal{A}_j} \sum_{\mathbf{k} \in U_{j,\mathbf{K}}} \theta_{j,\ell,\mathbf{k}}^2 \mathbf{1}_{\left\{ |\theta_{j,\ell,\mathbf{k}}| \leq (\lambda_* 2^{\delta j} L^d n^{-r})^{1/2} / 2 \right\}} \\ &\leq C(\lambda_* L^d n^{-r})^{1-p/2} \sum_{j=j_s^*+1}^{J_*} 2^{j\delta(1-p/2)} \sum_{\ell \in B_j} \sum_{\mathbf{k} \in D_j} |\theta_{j,\ell,\mathbf{k}}|^p, \end{aligned}$$

which is the same bound as for  $D_2$  in (A.11). Then using similar arguments as those used for in (A.12), we arrive at

$$D_3 \leq C(\log n/n)^{2sr/(2s+\delta+d_*+\nu)}. \quad (\text{A.13})$$

Inserting (A.10), (A.12) and (A.13) into (A.9), it follows that

$$R_2 \leq C(\log n/n)^{2sr/(2s+\delta+d_*+\nu)}. \quad (\text{A.14})$$

Finally, bringing (A.1), (A.2), (A.3), (A.4), (A.8) and (A.14) together we obtain

$$\sup_{\theta \in \Theta_{p,q}^s(M)} R(\hat{\theta}^*, \theta) \leq R_1 + R_2 + R_3 \leq C\rho_n,$$

where  $\rho_n$  is defined by (3.4). This ends the proof of Theorem 3.1.

## B Proof of Lemma A.1

We have

$$\sum_{i=1}^m (\tilde{u}_i - v_i)^2 = \max(A, B), \quad (\text{B.1})$$

where

$$A = \sum_{i=1}^m \left( w_i - \lambda^2 u_i \left( \sum_{i=1}^m u_i^2 \right)^{-1} \right)^2 \mathbf{1}_{\{(\sum_{i=1}^m u_i^2)^{1/2} > \lambda\}}, \quad B = \sum_{i=1}^m v_i^2 \mathbf{1}_{\{(\sum_{i=1}^m u_i^2)^{1/2} \leq \lambda\}}.$$

Let's bound  $A$  and  $B$ , in turn.

**The upper bound for  $A$ .** Using the elementary inequality  $(a - b)^2 \leq 2(a^2 + b^2)$ , we have

$$\begin{aligned} A &\leq 2 \sum_{i=1}^m \left( w_i^2 + \lambda^4 u_i^2 \left( \sum_{i=1}^m u_i^2 \right)^{-2} \right) \mathbf{1}_{\{(\sum_{i=1}^m u_i^2)^{1/2} > \lambda\}} \\ &= 2 \left( \sum_{i=1}^m w_i^2 + \lambda^4 \left( \sum_{i=1}^m u_i^2 \right)^{-1} \right) \mathbf{1}_{\{(\sum_{i=1}^m u_i^2)^{1/2} > \lambda\}} \\ &\leq 2 \left( \sum_{i=1}^m w_i^2 + \lambda^2 \right) \mathbf{1}_{\{(\sum_{i=1}^m u_i^2)^{1/2} > \lambda\}}. \end{aligned} \quad (\text{B.2})$$

Set

$$D = 2 \left( \sum_{i=1}^m w_i^2 + \lambda^2 \right) \mathbf{1}_{\{(\sum_{i=1}^m u_i^2)^{1/2} > \lambda\}}.$$

We have the decomposition

$$D = D_1 + D_2, \quad (\text{B.3})$$

where

$$D_1 = D \mathbf{1}_{\{(\sum_{i=1}^m w_i^2)^{1/2} > \lambda/2\}}, \quad D_2 = D \mathbf{1}_{\{(\sum_{i=1}^m w_i^2)^{1/2} \leq \lambda/2\}}.$$

We clearly have

$$D_1 \leq 2 \left( \sum_{i=1}^m w_i^2 + \lambda^2 \right) \mathbf{1}_{\{(\sum_{i=1}^m w_i^2)^{1/2} > \lambda/2\}} \leq 10 \sum_{i=1}^m w_i^2 \mathbf{1}_{\{(\sum_{i=1}^m w_i^2)^{1/2} > \lambda/2\}}. \quad (\text{B.4})$$

Using the Minkowski inequality, we have the inclusion  $\{(\sum_{i=1}^m u_i^2)^{1/2} > \lambda\} \cap \{(\sum_{i=1}^m w_i^2)^{1/2} \leq \lambda/2\} \subseteq \{(\sum_{i=1}^m v_i^2)^{1/2} > \lambda/2\} \cap \{(\sum_{i=1}^m w_i^2)^{1/2} \leq \lambda/2\}$ . Therefore

$$\begin{aligned} D_2 &\leq 2 \left( \sum_{i=1}^m w_i^2 + \lambda^2 \right) \mathbf{1}_{\{(\sum_{i=1}^m v_i^2)^{1/2} > \lambda/2\}} \cap \{(\sum_{i=1}^m w_i^2)^{1/2} \leq \lambda/2\} \\ &\leq 10 \min \left( \sum_{i=1}^m v_i^2, \lambda^2/4 \right). \end{aligned} \quad (\text{B.5})$$

If we combine (B.2), (B.3), (B.4) and (B.5), we obtain

$$A \leq D \leq 10 \sum_{i=1}^m w_i^2 \mathbf{1}_{\{(\sum_{i=1}^m w_i^2)^{1/2} > \lambda/2\}} + 10 \min \left( \sum_{i=1}^m v_i^2, \lambda^2/4 \right). \quad (\text{B.6})$$

**The upper bound for  $B$ .** We have the decomposition

$$B = G_1 + G_2 \quad (\text{B.7})$$

$$G_1 = B \mathbf{1}_{\{(\sum_{i=1}^m w_i^2)^{1/2} > \lambda/2\}}, \quad G_2 = B \mathbf{1}_{\{(\sum_{i=1}^m w_i^2)^{1/2} \leq \lambda/2\}}.$$

Using the Minkowski inequality, we have again the inclusion  $\{(\sum_{i=1}^m u_i^2)^{1/2} \leq \lambda\} \cap \{(\sum_{i=1}^m w_i^2)^{1/2} > \lambda/2\} \subseteq \{(\sum_{i=1}^m v_i^2)^{1/2} \leq 3(\sum_{i=1}^m w_i^2)^{1/2}\} \cap \{(\sum_{i=1}^m w_i^2)^{1/2} > \lambda/2\}$ . It follows that

$$\begin{aligned} G_1 &\leq \sum_{i=1}^m v_i^2 \mathbf{1}_{\{(\sum_{i=1}^m v_i^2)^{1/2} \leq 3(\sum_{i=1}^m w_i^2)^{1/2}\}} \cap \{(\sum_{i=1}^m w_i^2)^{1/2} > \lambda/2\} \\ &\leq 9 \sum_{i=1}^m w_i^2 \mathbf{1}_{\{(\sum_{i=1}^m w_i^2)^{1/2} > \lambda/2\}}. \end{aligned} \quad (\text{B.8})$$

Another application of the Minkowski inequality leads to the inclusion  $\{(\sum_{i=1}^m u_i^2)^{1/2} \leq \lambda\} \cap \{(\sum_{i=1}^m w_i^2)^{1/2} \leq \lambda/2\} \subseteq \{(\sum_{i=1}^m v_i^2)^{1/2} \leq 3\lambda/2\} \cap \{(\sum_{i=1}^m w_i^2)^{1/2} \leq \lambda/2\}$ . It follows that

$$\begin{aligned} G_2 &\leq \sum_{i=1}^m v_i^2 \mathbf{1}_{\{(\sum_{i=1}^m v_i^2)^{1/2} \leq 3\lambda/2\}} \cap \{(\sum_{i=1}^m w_i^2)^{1/2} \leq \lambda/2\} \\ &\leq \min \left( \sum_{i=1}^m v_i^2, 9\lambda^2/4 \right). \end{aligned} \quad (\text{B.9})$$

Therefore, if we combine (B.7), (B.8) and (B.9), we obtain

$$B \leq 9 \sum_{i=1}^m w_i^2 \mathbf{1}_{\{(\sum_{i=1}^m w_i^2)^{1/2} > \lambda/2\}} + \min \left( \sum_{i=1}^m v_i^2, 9\lambda^2/4 \right). \quad (\text{B.10})$$

Putting (B.1), (B.6) and (B.10) together, we have

$$\begin{aligned} \sum_{i=1}^m (\tilde{u}_i - v_i)^2 &= \max(A, B) \\ &\leq 10 \sum_{i=1}^m w_i^2 \mathbf{1}_{\left\{ \left( \sum_{i=1}^m w_i^2 \right)^{1/2} > \lambda/2 \right\}} + 10 \min \left( \sum_{i=1}^m v_i^2, \lambda^2/4 \right). \end{aligned}$$

Lemma A.1 is proved.

### C Proof of Proposition 3.1

First of all, notice that the Jensen inequality, (A3) and the fact that  $\text{Card}(D_j) \leq 2^{jd^*}$  imply

$$\begin{aligned} \sup_{j \in \{0, \dots, J\}} \sup_{\ell \in B_j} 2^{-j(d_* + \delta)} \sum_{\mathbf{k} \in D_j} \mathbb{E} \left( z_{j, \ell, \mathbf{k}}^2 \right) &\leq \sup_{j \in \{0, \dots, J\}} 2^{-j(d_* + \delta)} \sup_{\ell \in B_j} \sum_{\mathbf{k} \in D_j} \left( \mathbb{E} \left( z_{j, \ell, \mathbf{k}}^4 \right) \right)^{1/2} \\ &\leq Q_3^{1/2} \sup_{j \in \{0, \dots, J\}} 2^{-jd_*} \text{Card}(D_j) \\ &\leq Q_3^{1/2}. \end{aligned}$$

Therefore (A1) is satisfied.

Let's now turn to (A4). Again, the Jensen inequality yields

$$\begin{aligned} &\sum_{j=j_0}^{J_*} \sum_{\ell \in B_j} \sum_{\mathbf{K} \in \mathcal{A}_j} \sum_{\mathbf{k} \in U_{j, \mathbf{K}}} \mathbb{E} \left( z_{j, \ell, \mathbf{k}}^2 \mathbf{1}_{\left\{ \left( \sum_{\mathbf{k} \in U_{j, \mathbf{K}}} z_{j, \ell, \mathbf{k}}^2 \right)^{1/2} > (\lambda_* 2^{\delta j} L^d)^{1/2} / 2 \right\}} \right) \\ &\leq \sum_{j=j_0}^{J_*} \sum_{\ell \in B_j} \sum_{\mathbf{K} \in \mathcal{A}_j} \sum_{\mathbf{k} \in U_{j, \mathbf{K}}} \left( \mathbb{E} \left( z_{j, \ell, \mathbf{k}}^4 \right) \right)^{1/2} \left( \mathbb{P} \left( \left( \sum_{\mathbf{k} \in U_{j, \mathbf{K}}} z_{j, \ell, \mathbf{k}}^2 \right)^{1/2} > (\lambda_* 2^{\delta j} L^d)^{1/2} / 2 \right) \right)^{1/2}. \end{aligned}$$

Using (A3), it comes that

$$\begin{aligned}
& \sum_{j=j_0}^{J_*} \sum_{\ell \in B_j} \sum_{\mathbf{K} \in \mathcal{A}_j} \sum_{\mathbf{k} \in U_{j,\mathbf{K}}} \left( \mathbb{E} \left( z_{j,\ell,\mathbf{k}}^4 \right) \right)^{1/2} \left( \mathbb{P} \left( \left( \sum_{\mathbf{k} \in U_{j,\mathbf{K}}} z_{j,\ell,\mathbf{k}}^2 \right)^{1/2} > (\lambda_* 2^{\delta j} L^d)^{1/2} / 2 \right) \right)^{1/2} \\
& \leq C 2^{J_*(d_* + \delta + \nu)} Q_3^{1/2} \sup_{j \in \{j_0, \dots, J_*\}} \sup_{\ell \in B_j} \sup_{\mathbf{K} \in \mathcal{A}_j} \left( \mathbb{P} \left( \left( \sum_{\mathbf{k} \in U_{j,\mathbf{K}}} z_{j,\ell,\mathbf{k}}^2 \right)^{1/2} > (\lambda_* 2^{\delta j} L^d)^{1/2} / 2 \right) \right)^{1/2} \\
& \leq C n^r Q_3^{1/2} \sup_{j \in \{j_0, \dots, J_*\}} \sup_{\ell \in B_j} \sup_{\mathbf{K} \in \mathcal{A}_j} \left( \mathbb{P} \left( \left( \sum_{\mathbf{k} \in U_{j,\mathbf{K}}} z_{j,\ell,\mathbf{k}}^2 \right)^{1/2} > (\lambda_* 2^{\delta j} L^d)^{1/2} / 2 \right) \right)^{1/2}.
\end{aligned} \tag{C.1}$$

To bound the probability term, we introduce the Borell inequality. For further details about this inequality, see, for instance, [2].

**Lemma C.1 (The Borell inequality)** *Let  $\mathcal{D}$  be a subset of  $\mathbb{R}$  and  $(\eta_t)_{t \in \mathcal{D}}$  be a centered Gaussian process. Suppose that*

$$\mathbb{E} \left( \sup_{t \in \mathcal{D}} \eta_t \right) \leq N \quad \text{and} \quad \sup_{t \in \mathcal{D}} \mathbb{V}(\eta_t) \leq Z.$$

Then, for any  $x > 0$ , we have

$$\mathbb{P} \left( \sup_{t \in \mathcal{D}} \eta_t \geq x + N \right) \leq \exp(-x^2 / (2Z)).$$

Let us consider the set  $\mathcal{S}_2$  defined by  $\mathcal{S}_2 = \{a = (a_{\mathbf{k}}) \in \mathbb{R}^*; \sum_{\mathbf{k} \in U_{j,\mathbf{K}}} a_{\mathbf{k}}^2 \leq 1\}$ , and the centered Gaussian process  $\mathcal{Z}(a)$  defined by

$$\mathcal{Z}(a) = \sum_{\mathbf{k} \in U_{j,\mathbf{K}}} a_{\mathbf{k}} z_{j,\ell,\mathbf{k}}.$$

We have by the Cauchy-Schwartz inequality

$$\sup_{a \in \mathcal{S}_2} \mathcal{Z}(a) = \sup_{a \in \mathcal{S}_2} \sum_{\mathbf{k} \in U_{j,\mathbf{K}}} a_{\mathbf{k}} z_{j,\ell,\mathbf{k}} = \left( \sum_{\mathbf{k} \in U_{j,\mathbf{K}}} z_{j,\ell,\mathbf{k}}^2 \right)^{1/2}.$$

In order to use Lemma C.1, we have to investigate the upper bounds for  $\mathbb{E}(\sup_{a \in \mathcal{S}_2} \mathcal{Z}(a))$  and  $\sup_{a \in \mathcal{S}_2} \mathbb{V}(\mathcal{Z}(a))$ .

**The upper bound for  $\mathbb{E}(\sup_{a \in \mathcal{S}_2} \mathcal{Z}(a))$ .** The Jensen inequality and (A3) imply that

$$\begin{aligned}
\mathbb{E} \left( \sup_{a \in \mathcal{S}_2} \mathcal{Z}(a) \right) &= \mathbb{E} \left( \left( \sum_{\mathbf{k} \in U_{j, \mathbf{K}}} z_{j, \ell, \mathbf{k}}^2 \right)^{1/2} \right) \leq \left( \sum_{\mathbf{k} \in U_{j, \mathbf{K}}} \mathbb{E}(z_{j, \ell, \mathbf{k}}^2) \right)^{1/2} \\
&\leq \left( \sum_{\mathbf{k} \in U_{j, \mathbf{K}}} \left( \mathbb{E}(z_{j, \ell, \mathbf{k}}^4) \right)^{1/2} \right)^{1/2} \leq Q_3^{1/4} 2^{\delta j/2} L^{d/2} \\
&\leq Q_3^{1/4} 2^{\delta j/2} (\log n)^{1/2}.
\end{aligned}$$

So,  $N = Q_3^{1/4} 2^{\delta j/2} (\log n)^{1/2}$ .

**The upper bound for  $\sup_{a \in \mathcal{S}_2} \mathbb{V}(\mathcal{Z}(a))$ .** By assumption, for any  $j \in \mathbb{N}$  and  $\mathbf{k} \in D_j$ , we have  $\mathbb{E}(z_{j, \ell, \mathbf{k}}) = 0$ . The assumption (A4) yields

$$\sup_{a \in \mathcal{S}_2} \mathbb{V}(\mathcal{Z}(a)) = \sup_{a \in \mathcal{S}_2} \mathbb{E} \left( \left( \sum_{\mathbf{k} \in U_{j, \mathbf{K}}} a_{\mathbf{k}} z_{j, \ell, \mathbf{k}} \right)^2 \right) \leq Q_4 2^{\delta j}.$$

It is then sufficient to take  $Z = Q_4 2^{\delta j}$ .

Combining the obtained expressions of  $N$  and  $Z$  with Lemma C.1, for any  $j \in \{j_0, \dots, J_*\}$ ,  $\mathbf{K} \in \mathcal{A}_j$  and  $\mathbf{k} \in U_{j, \mathbf{K}}$ , we have

$$\begin{aligned}
&\mathbb{P} \left( \left( \sum_{\mathbf{k} \in U_{j, \mathbf{K}}} z_{j, \ell, \mathbf{k}}^2 \right)^{1/2} \geq (\lambda_* 2^{\delta j} L^d)^{1/2} / 2 \right) \\
&= \mathbb{P} \left( \left( \sum_{\mathbf{k} \in U_{j, \mathbf{K}}} z_{j, \ell, \mathbf{k}}^2 \right)^{1/2} \geq (\lambda_*^{1/2} / 2 - Q_3^{1/4}) (2^{\delta j} L^d)^{1/2} + Q_3^{1/4} (2^{\delta j} L^d)^{1/2} \right) \\
&= \mathbb{P} \left( \sup_{a \in \mathcal{S}_2} \mathcal{Z}(a) \geq (\lambda_*^{1/2} / 2 - Q_3^{1/4}) (2^{\delta j} L^d)^{1/2} + N \right) \\
&\leq \exp \left( -(\lambda_*^{1/2} / 2 - Q_3^{1/4})^2 2^{\delta j} L^d / (2Z) \right) \leq n^{-r(\lambda_*^{1/2} / 2 - Q_3^{1/4})^2 / (2Q_4)}.
\end{aligned}$$

Since  $\lambda_* = 4 \left( (2Q_4)^{1/2} + Q_3^{1/4} \right)^2$ , it follows that

$$\mathbb{P} \left( \left( \sum_{\mathbf{k} \in U_{j, \mathbf{K}}} z_{j, \ell, \mathbf{k}}^2 \right)^{1/2} \geq (\lambda_* 2^{\delta j} L^d)^{1/2} / 2 \right) \leq n^{-r}. \quad (\text{C.2})$$

Putting (C.1) and (C.2) together, we have proved (A2). This ends the proof of Proposition 3.1.



## D Proof of Proposition 3.2

The proof of this proposition is similar to the one of Theorem 3.1. The only difference is that, instead of using Lemma A.1, we use Lemma D.1 below.

**Lemma D.1 ([9])** *Let  $(v_i)_{i \in \mathbb{N}^*}$  be a sequence of real numbers,  $(w_i)_{i \in \mathbb{N}^*}$  be i.i.d.  $\mathcal{N}(0, 1)$  and  $\sigma \in \mathbb{R}^*$ . Set, for any  $i \in \mathbb{N}^*$ ,*

$$u_i = v_i + \sigma w_i.$$

*Then, for any  $m \in \mathbb{N}^*$  and any  $\gamma > 1$ , the sequence of estimates  $(\tilde{u}_i)_{i=1, \dots, m}$  defined by  $\tilde{u}_i = u_i \left(1 - \gamma m \sigma^2 \left(\sum_{i=1}^m u_i^2\right)^{-1}\right)_+$  satisfies*

$$\mathbb{E} \left( \sum_{i=1}^m (\tilde{u}_i - v_i)^2 \right) \leq 2\sigma^2 \pi^{-1/2} (\gamma - 1)^{-1} m^{-1/2} e^{-(m/2)(\gamma - \log \gamma - 1)} + \gamma \min \left( \sum_{i=1}^m v_i^2, \sigma^2 m \right).$$

To clarify, if the variables  $(z_{j,\ell,\mathbf{k}})_{j,\ell,\mathbf{k}}$  are i.i.d.  $\mathcal{N}(0, 1)$  then Lemma D.1 improves the bound of the term  $B_1$  appearing in the proof of Theorem 3.1.

If we analyze the proof of Theorem 3.1 and we use Lemma A.1 instead of Lemma D.1, we see that it is enough to determine  $\lambda_*$  such that there exists a constant  $Q_5 > 0$  satisfying

$$\sum_{j=j_0}^{J_*} \text{Card}(B_j) \text{Card}(\mathcal{A}_j) e^{-(L^q/2)(\lambda_* - \log \lambda_* - 1)} \leq Q_5.$$

(It corresponds to the bound of the term  $B_1$  that appears in (A.5)). If  $\lambda_*$  is the root of  $x - \log x = 3$ , it comes that

$$\begin{aligned} \sum_{j=j_0}^{J_*} \text{Card}(B_j) \text{Card}(\mathcal{A}_j) e^{-(L^q/2)(\lambda_* - \log \lambda_* - 1)} &= c_* e^{-(L^q/2)(\lambda_* - \log \lambda_* - 1)} 2^{J_*(d_* + v)} \\ &\leq C e^{-(L^q/2)(\lambda_* - \log \lambda_* - 1)} n^r \leq Q_5. \end{aligned}$$

Proposition 3.2 is proved.

## References

- [1] F. Abramovich, T. Besbeas, and T. Sapatinas. Empirical Bayes approach to block wavelet function estimation. *Computational Statistics and Data Analysis*, 39:435–451, 2002.

- [2] R. J. Adler. *An introduction to continuity, extrema, and related topics for general Gaussian processes*. Institute of Mathematical Statistics, Hayward, CA, 1990.
- [3] A. Antoniadis, J. Bigot, and T. Sapatinas. Wavelet Estimators in Non-parametric Regression: A Comparative Simulation Study. *Journal of Statistical Software*, 6(6), 2001.
- [4] L. Borup and M. Nielsen. Frame decomposition of decomposition spaces. *Journal of Fourier Analysis and Applications*, 13(1):39–70, 2007.
- [5] J. Buckheit and D.L. Donoho. Wavelab and reproducible research. In A. Antoniadis, editor, *Wavelets and Statistics*. Springer, 1995.
- [6] T. Cai. On adaptivity of blockshrink wavelet estimator over Besov spaces. Technical Report 97- 05, Department of Statistics, Purdue University, 1997.
- [7] T. Cai. Adaptive wavelet estimation: a block thresholding and oracle inequality approach. *Annals of Statistics*, 27:898–924, 1999.
- [8] T. Cai. On block thresholding in wavelet regression: Adaptivity, block size, and threshold level. *Statistica Sinica*, 12(4):1241–1273, 2002.
- [9] T. Cai and B. W. Silverman. Incorporating information on neighboring coefficients into wavelet estimation. *Sankhya*, 63:127–148, 2001.
- [10] T. Cai and H. Zhou. A data-driven block thresholding approach to wavelet estimation. *Annals of Statistics*, 2007. to appear.
- [11] E. Candès and L. Demanet. The curvelet representation of wave propagators is optimally sparse. *Comm. Pure Appl. Math*, 58(11):1472–1528, 2005.
- [12] E. J. Candès. Ridgelets: Estimating with Ridge Functions. *Annals of Statistics*, 31:1561–1599, 1999.
- [13] E. J. Candès, L. Demanet, D. Donoho, and L. Ying. Fast discrete curvelet transforms. *SIAM Multiscale Modeling and Simulation*, 5(3):861–899, 2006.
- [14] E. J. Candès and D. L. Donoho. Curvelets – a surprisingly effective non-adaptive representation for objects with edges. In A. Cohen, C. Rabut, and L.L. Schumaker, editors, *Curve and Surface Fitting: Saint-Malo 1999*, Nashville, TN, 1999. Vanderbilt University Press.
- [15] E. J. Candès and D. L. Donoho. New tight frames of curvelets and optimal representations of objects with piecewise  $C^2$  singularities. *Comm. Pure Appl. Math*, 57(2):219–266, 2004.
- [16] E. J. Candès and D.L. Donoho. Ridgelets: the key to high dimensional intermittency? *Philosophical Transactions of the Royal Society of London A*, 357:2495–2509, 1999.
- [17] L. Cavalier and A.B. Tsybakov. Penalized blockwise stein’s method, monotone oracles and sharp adaptive estimation. *Math. Methods of Stat.*, 10:247–282, 2001.
- [18] C. Chau, A. Benazza-Benyahia, and J.-C. Pesquet. A block-thresholding method for multispectral image denoising. In *SPIE Conference*, volume 5914, pages 1H–1–1H–13, San Diego, CA, 2005.

- [19] C. Chaux, L. Duval, A. Benazza-Benyahia, and J.-C. Pesquet. A nonlinear stein based estimator for multichannel image denoising. *IEEE Trans. Signal Processing*, 56(8):3855–3870, 2008.
- [20] C. Chesneau. Wavelet estimation via block thresholding : a minimax study under  $l_p$  risk. *Statistica Sinica*, 2008. to appear.
- [21] E. Chicken. Asymptotic rates for coefficient-dependent and block-dependent thresholding in wavelet regression. Technical Report M960, Department of Statistics, Florida State University, 2005.
- [22] D. L. Donoho and I. M. Johnstone. Adapting to unknown smoothness via wavelet shrinkage. *Journal of the American Statistical Association*, 90(432):1200–1224, 1995.
- [23] H. G. Feichtinger. Banach spaces of distributions defined by decomposition methods, II. *Math. Nachr.*, 132:207–237, 1987.
- [24] H.-Y. Gao. Wavelet shrinkage denoising using the non-negative garrote. *Journal of Computational and Graphical Statistics*, 7(4):469–488, 1998.
- [25] H.-Y. Gao and A. G. Bruce. Waveshrink with firm shrinkage. *Statistica Sinica*, 7:855–874, 1997.
- [26] P. Hall, G. Kerkycharian, and D. Picard. Block threshold rules for curve estimation using kernel and wavelet methods. *Annals of Statistics*, 26(3): 922–942, 1998.
- [27] P. Hall, G. Kerkycharian, and D. Picard. On the minimax optimality of block thresholded wavelet estimators. *Statistica Sinica*, 9:33–50, 1999.
- [28] W. Härdle, G. Kerkycharian, D. Picard, and A. B. Tsybakov. *Wavelets, Approximation and Statistical Applications*. Lecture Notes in Statistics. Springer, New York, 1998.
- [29] I. Johnstone. Wavelets and the theory of non-parametric function. *Phil. Trans. Roy. Soc. Lond. A.*, 357:2475–2494, 1999.
- [30] I. Johnstone. Function estimation and gaussian sequence models. Draft of Monograph, 2002. URL <http://www-stat.stanford.edu/~simj/>.
- [31] I. Johnstone, G. Kerkycharian, D. Picard, and M. Raimondo. Wavelet deconvolution in a periodic setting. *J. R. Stat. Soc. Ser. B Stat. Methodol.*, 6(3):547–573, 2004.
- [32] A. P. Korostelev and A. B. Tsybakov. *Minimax Theory of Image Reconstruction*, volume 82. Springer, 1993.
- [33] F. Luisier, T. Blu, and M. Unser. A new SURE approach to image denoising: Interscale orthonormal wavelet thresholding. *IEEE Trans. Image Processing*, 16(3):593–606, March 2007.
- [34] Y. Meyer. *Wavelets and operators*, volume 37 of *Cambridge Studies in Advanced Mathematics*. Cambridge University Press, Cambridge, 1992. ISBN 0-521-42000-8; 0-521-45869-2. Translated from the 1990 French original by D. H. Salinger.
- [35] E. Le Pennec, C. Dossal, G. Peyré, and S. Mallat. Débruitage géométrique d’images dans des bases orthonormées de bandelettes. In *GRETSI Conference*, Troyes, France, 2007.
- [36] E. Le Pennec and S. Mallat. Bandelet image approximation and compres-

- sion. *SIAM Multiscale Modeling and Simulation*, 4(3):992–1039, 2005.
- [37] A. Pizurica, W. Philips, I. Lemahieu, and M. Achenoy. Joint inter- and intrascale statistical model for Bayesian wavelet-based image denoising. *IEEE Trans. Image Processing*, 11(5):545–557, 2002.
- [38] J. Portilla, V. Strela, M.J. Wainwright, and E.P. Simoncelli. Image denoising using scale mixtures of gaussians in the wavelet domain. *IEEE Trans. Image Processing*, 12(11):1338–1351, November 2003.
- [39] L. Sendur and I.W. Selesnick. Bivariate shrinkage functions for wavelet-based denoising exploiting interscale dependency. *IEEE Trans. Signal Processing*, 50(11):2744–2756, November 2002.
- [40] C. Stein. Estimation of the mean of a multivariate normal distribution. *Annals of Statistics*, 10:1135–1151, 1990.
- [41] G. Yu, S. Mallat, and E. Bacry. Audio denoising by time-frequency block thresholding. *IEEE Trans. Signal Processing*, 56(5):1830–1839, 2008.

# Natural Sciences Citations and References

(Author–Year and Numerical Schemes)

Patrick W. Daly

This paper describes package `natbib`  
version 7.0a from 2000/07/24.

## Abstract

The `natbib` package is a reimplementaion of the  $\LaTeX$  `\cite` command, to work with both author–year and numerical citations. It is compatible with the standard bibliographic style files, such as `plain.bst`, as well as with those for `harvard`, `apalike`, `chicago`, `astron`, `authordate`, and of course `natbib`.

In contrast to the packages listed above, the `natbib` package supports not only the various author–year bibliography styles, but also those for standard numerical citations. In fact, it can also produce numerical citations even with an author–year bibliographic style, something that permits easy switching between the two citation modes. To this end, replacements for the standard  $\LaTeX$  `.bst` files are also provided.

It is possible to define the citation *style* (type of brackets and punctuation between citations) and even to associate it with the name of the bibliographic style so that it is automatically activated. Citation styles can be defined for local `.bst` files by means of a configuration file `natbib.cfg`.

It is compatible with the packages: `babel`, `index`, `showkeys`, `chapterbib`, `hyperref`, `koma` and with the classes `amsbook` and `amsart`. It can also emulate the sorting and compressing functions of the `cite` package (with which it is otherwise incompatible).

The `natbib` package therefore acts as a single, flexible interface for most of the available bibliographic styles.

## Contents

<b>1</b>	<b>Introduction</b>	<b>3</b>
<b>2</b>	<b>Previous Solutions</b>	<b>3</b>
2.1	The <code>natsci.bst</code> Style . . . . .	3
2.2	The <code>apalike.bst</code> Style . . . . .	3
2.3	The <code>newapa</code> Style . . . . .	4
2.4	The Harvard Family . . . . .	4
2.5	The Astronomy Style . . . . .	5
2.6	The <code>authordate</code> Style . . . . .	5
<b>3</b>	<b>The <code>natbib</code> System</b>	<b>6</b>
<b>4</b>	<b>Using this Package</b>	<b>6</b>
4.1	New Bibliography Styles . . . . .	6
4.2	Basic Citation Commands . . . . .	7
4.3	Extended Citation Commands . . . . .	8
4.4	Forcing Upper Cased Name . . . . .	9
4.5	Citation Aliasing . . . . .	9
4.6	Authorless and Yearless References . . . . .	10
4.7	Extra Features in the <code>plainnat</code> Family . . . . .	10
4.8	Selecting Citation Punctuation . . . . .	11
4.9	Priority of Style Commands . . . . .	13
4.10	Other Formatting Options . . . . .	13
4.11	Automatic Indexing of Citations . . . . .	14
4.12	HyperTeX Compatibility . . . . .	14
4.13	Multiple Bibliographies in One Document . . . . .	14
4.13.1	Special Considerations for <code>natbib</code> and <code>chapterbib</code> . . . . .	15
4.14	Sorting and Compressing Numerical Citations . . . . .	16
4.15	Long Author List on First Citation . . . . .	16
<b>5</b>	<b>Numerical Citations with Author–Year Styles</b>	<b>16</b>
5.1	Selecting Numerical Mode . . . . .	16
<b>6</b>	<b>Local Configuration</b>	<b>17</b>
<b>7</b>	<b>Options with <math>\text{\LaTeX} 2\epsilon</math></b>	<b>17</b>
<b>8</b>	<b>As Module to Journal-Specific Styles</b>	<b>18</b>
<b>9</b>	<b>Reference Sheet</b>	<b>19</b>
<b>10</b>	<b>Options with <code>docstrip</code></b>	<b>19</b>

## 1 Introduction

The first problem of using author–year literature citations with standard L<sup>A</sup>T<sub>E</sub>X is that the two forms of citations are not supported. These are:

textual: ... as shown by Jones et al. (1990) ...  
 parenthetical: It has been shown (Jones et al., 1990) that ...

There is only one `\cite` command to do both jobs.

A second problem is that the `thebibliography` environment for listing the references insists on including the *labels* in the list. These labels are normally the numbers, needed for referencing. In the author–year system, they are superfluous and should be left off. Thus, if one were to make up a bibliography with the author–year as label, as

```
\begin{thebibliography}{...}
\bibitem[Jones et al., 1990]{jon90}
Jones, P. K., . . .
\end{thebibliography}
```

then `\cite{jon90}` produces the parenthetical citation [Jones et al., 1990], but there is no way to get the textual citation. Furthermore, the citation text will also be included in the list of references.

The final problem is to find a BIB<sub>T</sub>E<sub>X</sub> bibliography style that will be suitable.

## 2 Previous Solutions

*This section may not be of interest to all users. To find out how to use `natbib` without reading about the historical background, go to Section 4.*

Although the author–year citation mode is not supported by *standard* L<sup>A</sup>T<sub>E</sub>X, there are a number of contributed packages that try to solve this problem. The various bibliographic styles (`.bst` files) that exist are usually tailored to be used with a particular L<sup>A</sup>T<sub>E</sub>X package.

I have found a large number of `.bst` files on file servers that may act as indicators of the various systems available.

### 2.1 The `natsci.bst` Style

What gave me my first inspiration was Stephen Gildea’s `natsci.bst` for use with his `agujgr.sty` file. This showed me that the problem was solvable. However, Gildea’s style formats `\bibitem` just as I illustrated above: with an optional label consisting of abbreviated authors and year. Thus only parenthetical citations can be accommodated. The list of references, however, is fixed up in his style files.

### 2.2 The `apalike.bst` Style

Oren Patashnik, the originator of BIB<sub>T</sub>E<sub>X</sub> and the standard `.bst` files, has also worked on an author–year style, called `apalike.bst` with a corresponding `apalike.sty` to support it. Again, only the parenthetical citation is provided.

Except for the fact that his style works with version 0.99 of  $\text{BIB}\text{T}\text{E}\text{X}$ , its functionality is identical to that of the `natsci` files.

Patashnik does not like author–year citations. He makes this very clear in his  $\text{BIB}\text{T}\text{E}\text{X}$  manuals and in the header to `apalike.bst`. Nevertheless, one should respect his work in this area, simply because he should be the best expert on matters of  $\text{BIB}\text{T}\text{E}\text{X}$ . Thus `apalike.bst` could be the basis for other styles.

The form of the `thebibliography` entries in this system is

```
\bibitem{Jones et al., 1990}{jon90}...
```

the same as I illustrated earlier. This is the most minimal form that can be given. I name it the `apalike` variant, after Patashnik’s `apalike.bst` and `apalike.sty`. However, there could be many independent `.bst` files that follow this line.

The bibliography style files belonging to this group include:

```
apalike, apalike2, cea, cell, jmb, phapalik, phppcf, phrmp
```

### 2.3 The newapa Style

A major improvement has been achieved with `newapa.bst` and the accompanying `newapa.sty` files by Stephen N. Spencer and Young U. Ryu. Under their system, three separate items of information are included in the `\bibitem` label, to be used as required. These are: the full author list, the abbreviated list, and the year. This is accomplished by means of a `\citeauthoryear` command included in the label, as

```
\bibitem[\protect\citeauthoryear{Jones, Barker,  
and Williams}{Jones et al.}{1990}]{jon90}...
```

Actually, this only illustrates the basic structure of `\citeauthoryear`; the `newapa` files go even further to replace some words and punctuation with commands. For example, the word ‘and’ above is really `\betweenauthors`, something that must be defined in the `.sty` file. Of course, `\citeauthoryear` is also defined in that file. A number of different `\cite` commands are available to print out the citation with complete author list, with the short list, with or without the date, the textual or parenthetical form.

Thus the `\citeauthoryear` entry in `\bibitem` is very flexible, permitting the style file to generate every citation form that one might want. It is used by a number of other styles, with corresponding `.sty` files. They all appear to have been inspired by `newapa.bst`, although they lack the extra punctuation commands.

Bibliographic style files belonging to the `newapa` group include

```
newapa, chicago, chicagoa, jas99, named
```

Note: the last of these, `named.bst`, uses `\citeauthoryear` in a slightly different manner, with only two arguments: the short list and year.

### 2.4 The Harvard Family

The same effect is achieved by a different approach in the Harvard family of bibliographic styles. Here a substitute for `\bibitem` is used, as

```
\harvarditem{Jones et al.}{Jones, Baker, and  
Williams}{1990}{jon90}...
```



The accompanying interface package file is called `harvard.sty` and is written by Peter Williams and Thorsten Schnier. It defines `\harvarditem` as well as the citation commands `\cite`, for parenthetical, and `\citeasnoun`, for textual citations. The first citation uses the long author list, following ones the shorter list, if it has been given in the optional argument to `\harvarditem`.

Bibliography styles belonging to the Harvard family are

```
agsm, dcu, kluwer
```

This package has been updated for L<sup>A</sup>T<sub>E</sub>X 2<sub>ε</sub>, with many additions to add flexibility. The result is a powerful interface that should meet most citation needs. (It does not suppress repeated authors, though, as `natbib` does.)

## 2.5 The Astronomy Style

Apparently realizing the limitations of his `apalike` system, Oren Patashnik went on to develop a ‘true’ `apa` bibliographic style, making use of the method already employed by an astronomy journal. This is actually very similar to the `newapa` label but with only the short list of authors:

```
\bibitem[\protect\astroncite{Jones et al.}{1990}]{jon90}
...
```

It requires the package file `astron.sty` or any other style that defines `\astroncite` appropriately.

Bibliographic styles belonging to the astronomy group are

```
apa, astron, bbs, cbe, humanbio, humannat, jtb
```

This is as good as the `\citeauthoryear` command, although not as flexible since the full list of authors is missing.

## 2.6 The authordate Style

Finally, I have also found some packages making use of a label command called `\citename` in the form

```
\bibitem[\protect\citename{Jones et al., }1990]{jon90}
...
```

This is not a good system since the author list and date are not cleanly separated as individual arguments, and since the punctuation is included in the label text. It is better to keep the punctuation fully removed, as part of the definitions in the `.sty` file, for complete flexibility.

Bibliographic styles belonging to this group are

```
authordate1, authordate2, authordate3, authordate4, aaai-named
```

with accompanying style file `authordate1-4.sty`.

### 3 The natbib System

The form of the `\bibitem` entry that I have used for all my bibliographic styles is only slightly more complicated than the minimal one, but allows a clean separation between authors and date:

```
\bibitem[Jones et al.(1990)]{jon90}...
```

or alternatively

```
\bibitem[Jones et al.(1990)Jones, Baker,
and Williams]{jon90}...
```

(One weakness of the `natbib` format is that it fails if the author list itself contains parentheses! This may be fixed up if the author list is grouped in curly braces.)

I wanted to name the system something like ‘natural sciences bibliography’, intending it to be a variant of `natsci.sty`. Since that name was already taken, I resorted to the rather cryptic, and definitely ugly, `natbib`.

The `natbib.sty` package<sup>1</sup> supports not only my own `\bibitem` format, but also all the others described here, plus numerical citation modes. The additional questions of citation style (type of brackets, commas or semi-colons between citations) can be defined once and for all for each `.bst` file and need never be specified explicitly in the source text. The `\cite` commands and syntax are always those of `natbib`, even when used with a `.bst` file such as `chicago.bst` that would normally have a different set of commands (defined in `chicago.sty`). The result is a single  $\LaTeX$  package to handle *all* the bibliographic styles in a uniform manner.

All the author–year bibliographic style files can also be used for *numerical* citations, by simply selecting the mode in one of the ways described in Sections 4.8 and 7. It is not possible to employ author–year citations with pure numerical `.bst` files, and never will be. See Section 5 for more information.

## 4 Using this Package

In this paper, I distinguish between the citation *mode* (author–year or numerical) and citation *style* (the type of punctuation used for citations). The citation style is something that is independent of the bibliography style and is not programmed in the `.bst` files.

### 4.1 New Bibliography Styles

I provide three new `.bst` files to replace the standard  $\LaTeX$  numerical ones:

```
plainnat.bst    abbrvnat.bst    unsrtnat.bst
```

These produce reference lists in the same style as the corresponding standard `.bst` file, but work with `natbib`. The advantage is that they can be used in both numerical and author–year mode.

These `.bst` files are not meant to be exhaustive by any means. Other style files conforming to the `natbib` format exist, or may be generated with my `custom-bib` (also known as `makebst`) program.

<sup>1</sup>Formerly called a *style file* in the older  $\LaTeX$  2.09 terminology.

## 4.2 Basic Citation Commands

`\citet` The `natbib` package has two basic citation commands, `\citet` and `\citep` for *textual* and *parenthetical* citations, respectively. There also exist the starred versions `\citet*` and `\citep*` that print the full author list, and not just the abbreviated one. All of these may take one or two optional arguments to add some text before and after the citation.

<code>\citet{jon90}</code>	⇒	Jones et al. (1990)
<code>\citet[chap.~2]{jon90}</code>	⇒	Jones et al. (1990, chap. 2)
<code>\citep{jon90}</code>	⇒	(Jones et al., 1990)
<code>\citep[chap.~2]{jon90}</code>	⇒	(Jones et al., 1990, chap. 2)
<code>\citep[see] []{jon90}</code>	⇒	(see Jones et al., 1990)
<code>\citep[see] [chap.~2]{jon90}</code>	⇒	(see Jones et al., 1990, chap. 2)
<code>\citet*{jon90}</code>	⇒	Jones, Baker, and Williams (1990)
<code>\citep*{jon90}</code>	⇒	(Jones, Baker, and Williams, 1990)

The starred versions can only list the full authors if the `.bst` file supports this feature; otherwise, the abbreviated list is printed.

In standard  $\text{\LaTeX}$ , the `\cite` command can only take a single optional text for a note after the citation; here, a single optional text is a post-note, while two are the pre- and post-notes. To have only a pre-note, it is necessary to provide an empty post-note text, as shown above.

More complex mixtures of text and citations can be generated with the all-purpose `\citetext` command in Section 4.3.

Multiple citations may be made by including more than one citation key in the `\cite` command argument. *If adjacent citations have the same author designation but different years, then the author names are not reprinted.*

<code>\citet{jon90,jam91}</code>	⇒	Jones et al. (1990); James et al. (1991)
<code>\citep{jon90,jam91}</code>	⇒	(Jones et al., 1990; James et al. 1991)
<code>\citep{jon90,jon91}</code>	⇒	(Jones et al., 1990, 1991)
<code>\citep{jon90a,jon90b}</code>	⇒	(Jones et al., 1990a,b)

These examples are for author–year citation mode. In numerical mode, the results are different.

<code>\citet{jon90}</code>	⇒	Jones et al. [21]
<code>\citet[chap.~2]{jon90}</code>	⇒	Jones et al. [21, chap. 2]
<code>\citep{jon90}</code>	⇒	[21]
<code>\citep[chap.~2]{jon90}</code>	⇒	[21, chap. 2]
<code>\citep[see] []{jon90}</code>	⇒	[see 21]
<code>\citep[see] [chap.~2]{jon90}</code>	⇒	[see 21, chap. 2]
<code>\citep{jon90a,jon90b}</code>	⇒	[21, 32]

The authors can only be listed if the `.bst` file supports author–year citations. The standard `.bst` files, such as `plain.bst` are numerical only and transfer no author–year information to  $\text{\LaTeX}$ . In this case, `\citet` prints “(author?) [21].”

`\cite` In the original versions of `natbib`, the traditional `\cite` command was used for both textual and parenthetical citations. The presence of an empty optional text in square brackets signalled parenthetical. This syntax has been retained for compatibility, but is no longer encouraged.

This means that `\cite` (without notes) is the same as `\citet` in author–year mode, whereas in numerical mode, it is the same as `\citep`. The starred version, as well as the one or two optional notes, may also be used.

It is possible to have multiple citations sorted into the same sequence as they appear in the list of references, regardless of their order as arguments to the `\cite` commands. The option `sort` is required for this feature. See Section 4.14.

Some publishers require that the first citation of any given reference be given with the full author list, but that all subsequent ones with the abbreviated list. Include the option `longnamesfirst` to enable this for `natbib`. See Section 4.15.

### 4.3 Extended Citation Commands

`\citealt` As an alternative form of citation, `\citealt` is the same as `\citet` but *without parentheses*. Similarly, `\citealp` is `\citep` without parentheses. Multiple references, notes, and the starred variants also exist.

```

\citealt{jon90}           ⇒ Jones et al. 1990
\citealt*{jon90}        ⇒ Jones, Baker, and Williams 1990
\citealp{jon90}         ⇒ Jones et al., 1990
\citealp*{jon90}        ⇒ Jones, Baker, and Williams, 1990
\citealp{jon90,jam91}   ⇒ Jones et al., 1990; James et al., 1991
\citealp[pg.~32]{jon90} ⇒ Jones et al., 1990, pg. 32
\citetext{priv.\ comm.} ⇒ (priv. comm.)

```

The `\citetext` command allows arbitrary text to be placed in the current citation parentheses. This may be used in combination with `\citealp`. For example,

```

\citetext{see \citealp{jon90},
or even better \citealp{jam91}}

```

to produce (see Jones et al., 1990, or even better James et al., 1991).

`\citeauthor` In author–year schemes, it is sometimes desirable to be able to refer to the authors without the year, or vice versa. This is provided with the extra commands

```

\citeyear
\citeyearpar
\citefullauthor
\citeauthor{jon90} ⇒ Jones et al.
\citeauthor*{jon90} ⇒ Jones, Baker, and Williams
\citeyear{jon90} ⇒ 1990
\citeyearpar{jon90} ⇒ (1990)

```

There also exists a command `\citefullauthor` which is equivalent to `\citeauthor*`.

If the full author information is missing, then `\citeauthor*` is the same as `\citeauthor`, printing only the abbreviated list. This also applies to the starred versions of `\citet` and `\citep`.

If the author or year information is missing (as is the case with the standard L<sup>A</sup>T<sub>E</sub>X .bst files), these commands issue a warning.

**Note:** these commands may also be used with numerical citations, provided an author–year .bst file is being employed.

**Note:** all `\cite..` commands have the same syntax, allowing multiple citations and up to two notes (there is, however, no starred `\citeyear` variant). It does not really make much sense to add notes to `\citeyear` and `\citeauthor`, especially with multiple citations; however, this can be done, there will be no error message,

but the results are sometimes strange. For example, in numerical mode, the notes are fully ignored, while in author–year mode, only the post-note is accepted. Multiple citations in `\citet` are also not recommended (nor are they in my opinion meaningful), but if they are used with notes, the pre-note will appear before each year, and the post-note only after the last year. These are admittedly bugs, but the effort to remove them is not justified by the questionable usefulness of these features.

In summary, notes are only intended for `\citep` but they may also be used with `\citet` in author–year mode, with single citations. In any other situation, the results are unpredictable.

`\Citet`  
`\Citep`  
`\Citealt`  
`\Citealp`  
`\Citeauthor`

#### 4.4 Forcing Upper Cased Name

If the first author’s name contains a *von* part, such as “della Robbia”, then `\citet{dRob98}` produces “della Robbia (1998)”, even at the beginning of a sentence. One can force the first letter to be in upper case with the command `\Citet` instead. Other upper case commands also exist.

when	<code>\citet{dRob98}</code>	⇒	della Robbia (1998)
then	<code>\Citet{dRob98}</code>	⇒	Della Robbia (1998)
	<code>\Citep{dRob98}</code>	⇒	(Della Robbia, 1998)
	<code>\Citealt{dRob98}</code>	⇒	Della Robbia 1998
	<code>\Citealp{dRob98}</code>	⇒	Della Robbia, 1998
	<code>\Citeauthor{dRob98}</code>	⇒	Della Robbia

These commands also exist in starred versions for full author names.

**Note:** the coding for the upper casing commands is tricky and likely buggy. It operates on the names that are stored in the `\bibitem` entry, and works even if old style font commands are used; however, NFSS commands will cause it to crash.

Thus `\bibitem[{\it della Robbia}(1998)]{dRob98}` is okay, but I hope  
`\bibitem[\textit{della Robbia}(1998)]{dRob98}` crashes.

to improve this situation in future.

#### 4.5 Citation Aliasing

`\defcitealias` Sometimes one wants to refer to a reference with a special designation, rather than  
`\citetalias` by the authors, i.e. as Paper I, Paper II. Such aliases can be defined and used,  
`\citepalias` textual and/or parenthetical with:

<code>\defcitealias{jon90}{Paper~I}</code>	
<code>\citetalias{jon90}</code>	⇒ Paper I
<code>\citepalias{jon90}</code>	⇒ (Paper I)

These citation commands function much like `\citet` and `\citep`: they may take multiple keys in the argument, may contain notes, and are marked as hyperlinks.

A warning is issued if the alias is used before it is defined, or if an alias is redefined for a given citation. No warning is issued if an alias is defined for a citation key that does not exist; the warning comes when it is used!

See Section 4.6 for an alternative means of citing with a code name.

## 4.6 Authorless and Yearless References

What does one do about references that do not have authors? This has long bothered me but I do have a suggestion. Standard `BIBTEX` styles make use of a `KEY` field in the entries to be used for alphabetizing when the authors or editors are missing. The author-year styles go even further and insert the `KEY` field in place of the authors. One can imagine giving a code designation for the work at this point. For example,

```
@MANUAL{handbk98,
  title = {Assembling Computers},
  year = 1998,
  organization = {MacroHard Inc.},
  key = "MH-MAN"
}
```

With `plain`, the key text `MH-MAN` is used only to order the reference, but with `plainnat` and other author-year styles, it is used in place of the authors. One can then refer to it as `\citeauthor{handbk98}` to get `MH-MAN` or as `\citetext{\citeauthor{handbk98}}` for `(MH-MAN)`, a parenthetical citation.

This can be greatly simplified if the bibliography style leaves the date blank in the `\bibitem` entry, as

```
\bibitem[MH-MAN()]{handbk98}
```

for then `natbib` suppresses the date, preceding punctuation, and the braces for `\citet`. This means that `\citet` and `\citep` behave automatically like the two examples above. The date still may appear in the text of the reference.

The `natbib` bibliography styles have been modified accordingly to omit the date from the `\bibitem` entry when missing authors and/or editors are replaced by key text.

Similarly, if the year is missing, it will be left blank in the `\bibitem` entry; thus citing such a work will only produce the authors' names.

**Note:** there are many other possibilities with this feature. One can even produce citations like those of the `alpha` bibliography style, by placing the citation code in place of the authors in the `\bibitem` entry and leaving the year blank. A second code (or maybe even the authors themselves) could be placed where the full author list normally appears, to be printed with the starred version of the `\cite` commands. For example,

```
\bibitem[MH-MAN()MacroHard Inc.]{handbk98}
```

## 4.7 Extra Features in the plainnat Family

The special `.bst` files for `natbib` mentioned in Section 4.1 have a number of extra fields compared to the original files:

`ISBN` for the ISBN number in books,  
`ISSN` for the ISSN number in periodicals,                      The URL address is set  
`URL` for the Internet address of on-line documents.

in a typewriter font and often leads to line-breaking problems. It is advisable to load the `url` package of Donald Arseneau, which allows typewriter text to be broken at punctuation marks. The URL addresses are set with the `\url` command

in this package, but if it is not loaded, then `\url` is defined to be `\texttt`, with no line breaks.

As pointed out in Section 4.6, the `KEY` field is treated differently by `plainnat` than in `plain`. Whereas the latter uses this field only to alphabetize entries without authors, `plainnat` actually inserts it in place of the author, both in the reference text and in the citation label (`\bibitem` entries). Furthermore, the year is left empty in `\bibitem` so that `\citep` prints only the “author” text, which is now the `KEY`. This should be some code designation for the work.

## 4.8 Selecting Citation Punctuation

`\bibpunct` The above examples have been printed with the default citation style. It is possible to change this, as well as to select numerical or author–year mode, by means of the `\bibpunct` command, which takes one optional and 6 mandatory arguments. The mandatory ones are:

1. the opening bracket symbol, default = (
2. the closing bracket symbol, default = )
3. the punctuation between multiple citations, default = ;
4. the letter ‘n’ for numerical style, or ‘s’ for numerical superscript style, any other letter for author–year, default = author–year; note, it is not necessary to specify which author–year interface is being used, for all will be recognized;
5. the punctuation that comes between the author names and the year (parenthetical case only), default = ,
6. the punctuation that comes between years or numbers when common author lists are suppressed (default = ,); if both authors and years are common, the citation is printed as ‘1994a,b’, but if a space is wanted between the extra letters, then include the space in the argument, as {,~}.

For numerical mode, `\citet{jon90,jon91}` produces ‘Jones et al. [21, 22]’ with this punctuation between the numbers. A space is automatically included for numbers, but not for superscripts.

The optional argument is the character preceding a post-note, default is a comma plus space. In redefining this character, one must include a space if one is wanted.

The `\bibpunct` command must be issued in the preamble, that is, before `\begin{document}`.

Example 1, `\bibpunct{[]}{,}{a}{,};` changes the output of

```
\citep{jon90,jon91,jam92}
```

into [Jones et al. 1990; 1991, James et al. 1992].

Example 2, `\bibpunct[; ]{()}{,}{a}{,};` changes the output of

```
\citep[and references therein]{jon90}
```

into (Jones et al. 1990; and references therein).

`\bibstyle@xxx`

Usually the citation style is determined by the journal for which one is writing, and is as much a part of the bibliography style as everything else. The `natbib` package allows punctuation definitions to be directly coupled to the `\bibliographystyle` command that must always be present when `BIBTEX` is used. It is this command that selects the `.bst` file; by adding such a coupling to `natbib` for every `.bst` file that one might want to use, it is not necessary to add `\bibpunct` explicitly in the document itself, unless of course one wishes to override the preset values.

Such a coupling is achieved by defining a command `\bibstyle@bst`, where `bst` stands for the name of the `.bst` file. For example, the American Geophysical Union (AGU) demands in its publications that citations be made with square brackets and separated by semi-colons. I have an `agu.bst` file to accomplish most of the formatting, but such punctuations are not included in it. Instead, `natbib` has the definition

```
\newcommand{\bibstyle@agu}{\bibpunct{[}{]}{;}{a}{,}{,}{~}}
```

These style defining commands may contain more than just `\bibpunct`. Some numerical citation scheme require even more changes. For example, the journal *Nature* not only uses superscripted numbers for citations, it also prints the numbers in the list of references without the normal square brackets. To accommodate this, `natbib` contains the style definition

```
\newcommand{\bibstyle@nature}%
{\bibpunct{}{}{,}{s}{}{\textsuperscript{,}}}%
\gdef\NAT@biblabelnum##1{##1.}}
```

The redefined `\NAT@biblabelnum` command specifies how the reference numbers are to be formatted in the list of references itself. The redefinition must be made with `\gdef`, not `\def` or `\renewcommand`.

The selected punctuation style and other redefinitions will not be in effect on the first `LATEX` run, for they are stored to the auxiliary file for the subsequent run.

The user may add more such definitions of his own, to accommodate those journals and `.bst` files that he has. He may either add them to his local copy of `natbib.sty`, or better put them into a file named `natbib.cfg`. This file will be read in if it exists, adding any local configurations. Thus such configurations can survive future updates of the package. (This is for `LATEX 2ε` only.)

**Note:** any explicit call to `\bibpunct` has priority over the predefined citation styles.

`\citestyle`

A preprogrammed citation style is normally invoked by the command `\bibliographystyle`, as described above. However, it may be that one wants to apply a certain citation style to another bibliography style. This may be done with `\citestyle`, given *before* `\begin{document}`. For example, to use the `plainnat` bibliography style (for the list of references) with the *Nature* style of citations (superscripts),

```
\documentclass{article}
\usepackage{natbib}
. . . . .
\citestyle{nature}
\begin{document}
```



```
\bibliographystyle{plainnat}
```

```
. . . . .
```

**Note:** all changes to the citation style, including punctuation, must be made before `\begin{document}`, which freezes the citation style.

## 4.9 Priority of Style Commands

The citation style (punctuation and mode) can be selected by means of the `\bibpunct`, `\citestyle`, and predefined `\bibstyle@bst` commands. They can also be selected by L<sup>A</sup>T<sub>E</sub>X 2<sub>ε</sub> options (Section 7). What happens if there are several conflicting selections?

The lowest priority is assigned to the predefined `\bibstyle@bst` commands, since they are implicit and not obvious to the user. The L<sup>A</sup>T<sub>E</sub>X 2<sub>ε</sub> options have the next priority. Finally, any selection by `\bibpunct` and/or `\citestyle` overrides those of the other methods.

## 4.10 Other Formatting Options

`\bibsection` The list of references normally appears as a `\section*` or `\chapter*`, depending on the main class. If one wants to redesign one's own heading, say as a numbered section with `\section`, then `\bibsection` may be redefined by the user accordingly.

`\bibpreamble` A preamble appearing after the `\bibsection` heading may be inserted before the actual list of references by defining `\bibpreamble`. This will appear in the normal text font unless it contains font declarations. The `\bibfont` applies to the list of references, not to this preamble.

`\bibfont` The list of references is normally printed in the same font size and style as the main body. However, it is possible to define `\bibfont` to be font commands that are in effect within the `thebibliography` environment after any preamble. For example,

```
\newcommand{\bibfont}{\small}
```

`\citenumfont` Numerical citations may be printed in a different font. Define `\citenumfont` to be a font declaration like `\itshape` or even a command taking arguments like `\textit`.

```
\newcommand{\citenumfont}[1]{\textit{#1}}
```

The above is better than `\itshape` since it automatically adds italic correction.

`\bibnumfmt` The format of the numerical listing in the reference list may also be changed from the default [32] by redefining `\bibnumfmt`, for example

```
\renewcommand{\bibnumfmt}[1]{\textbf{#1}:}
```

to achieve **32**: instead.

`\bibhang` The list of references for author–year styles uses a hanging indentation format: the first line of each reference is flush left, the following lines are set with an indentation from the left margin. This indentation is 1 em by default but may be changed by redefining (with `\setlength`) the length parameter `\bibhang`.

`\bibsep` The vertical spacing between references in the list, whether author–year or numerical, is controlled by the length `\bibsep`. If this is set to 0 pt, there is no

extra line spacing between references. The default spacing depends on the font size selected in `\documentclass`, and is almost a full blank line. Change this by redefining `\bibsep` with `\setlength` command.

### 4.11 Automatic Indexing of Citations

`\citeindextrue` If one wishes to have the citations entered in the `.idx` indexing file, it is only necessary to issue `\citeindextrue` at any point in the document. All following `\cite` commands, of all variations, then insert the corresponding entry to that file. With `\citeindexfalse`, these entries will no longer be made.

The `\bibitem` commands in the `thebibliography` environment will also make index entries. If this is not desired, then issue `\citeindexfalse` before `\bibliography` or `\begin{thebibliography}`.

Of course, `\makeindex` must also be issued in the preamble to activate indexing, as usual. Otherwise, no indexing is done at all.

Make sure that the document has been processed at least twice after the last `LATEX` run before running the `makeindex` program.

`\NAT@idxtxt` The form of the index entries is set by the internal `\NAT@idxtxt`, which can be redefined by hackers if wanted (in the `natbib.cfg` file please). By default, it prints the short author list plus date in the current parenthesis style.

The `natbib` package can also be used with the `index` package of David M. Jones. The order in which the packages are loaded is not important.

`\citeindextype` In that package, multiple index lists may be made by means of a `\newindex` command. For example, it may be desirable to put all the citation indexing into a separate list. First that list must be initiated with, e.g.,

```
\newindex{cite}{ctx}{cnd}{List of Citations}
```

and then the automatic citation indexing associated with this list with the `natbib` command

```
\renewcommand{\citeindextype}{cite}
```

See the documentation for `index.sty` for details.

### 4.12 Hyper $\TeX$ Compatibility

The `natbib` package is compatible with the `hyperref` package of Sebastian Rahtz, for use with  $\text{\LaTeX} \rightarrow \text{HTML}$  conversions, `pdf $\TeX$` , `pdfmark`. The compatibility is of a mutual nature: both packages contain coding that interact with that of the other.

There is a special option `nonamebreak` that can be used with the `hyperref` package; it keeps all the author names in a citation on one line, something that avoids certain problems with `pdf $\TeX$` . This is otherwise not recommended, since many overfull lines result.

### 4.13 Multiple Bibliographies in One Document

The `natbib` package is compatible with the `chapterbib` package of Donald Arseneau and Niel Kempson,<sup>2</sup> which makes it possible to have several bibliographies

<sup>2</sup>I have used version 1.5 from 1995/10/09; cannot guarantee earlier versions.

in one document. The usual application is to have bibliographies in each chapter of a book, especially if they have been written by different authors.

The `chapterbib` package works in a very natural way for the author; only the editor who puts all the chapters together into one book has to do some extra work.

The package makes use of the `\include` command, and each `\included` file has its own bibliography. For large books, it makes very good sense to take advantage of this feature in any case.

To review the use of `\include`, recall that the main file

```
\documentclass{...}
\includeonly{ch2}
\begin{document}
  \include{ch1}
  \include{ch2}
  \include{ch3}
\end{document}
```

will process only the file `ch2.tex` as though the files `ch1.tex` and `ch3.tex` were also present. That is, all counters, especially the page and section numbers, as well as cross-referencing definitions, will function as if the whole document were processed. The trick is that each `\included` file has its own `.aux` file containing these definitions, and they are all read in every time, even if the corresponding `.tex` file is not. The `.aux` files also contain the citation information for `BIBTEX`, something that the `chapterbib` package exploits.

If `\usepackage{chapterbib}` has been given, the keys in each `\cite` and `\bibitem` command are associated with the current `\included` file and are distinguished from the identical key in a different file. Each of these files must contain its own `\bibliography` and `\bibliographystyle` commands. One processes `BIBTEX` on each file separately before processing it under `LATEX` (at least twice).

#### 4.13.1 Special Considerations for `natbib` and `chapterbib`

The order in which the `chapterbib` and `natbib` packages are loaded is unimportant.

The `chapterbib` package provides an option `sectionbib` that puts the bibliography in a `\section*` instead of `\chapter*`, something that makes sense if there is a bibliography in each chapter. This option will not work when `natbib` is also loaded; instead, add the option to `natbib`. (The `sectionbib` option can always be given, but it only has meaning for the `book` and `report` classes, or for classes derived from them.)

Every `\included` file must contain its own `\bibliography` command where the bibliography is to appear. The database files listed as arguments to this command can be different in each file, of course. However, what is not so obvious, is that each file must also contain a `\bibliographystyle` command, *preferably with the same style argument*. If different bibliography styles are specified for different files, then the preprogrammed citation style (punctuation and citation mode) will be that of the first bibliography style given. The preprogrammed citation styles can only be changed in the preamble (see Section 4.9), something that guarantees a uniform style for the entire document.<sup>3</sup>

<sup>3</sup>It would be relatively easy to allow changes in style anywhere in the document, but this strikes me as bad policy. However, it is provided for with the `docstrip` option `nopreonly`.

#### 4.14 Sorting and Compressing Numerical Citations

Another package by Donald Arseneau, `cite.sty`, reimplements the entire (numerical) citation system such that one can control the punctuation and citation format, all of which is done by `natbib` as well. However, it also can sort and compress numerical citations, something that is required by some journals.

What this means is that when multiple citations are given with a single `\cite` command, the normal order of the numbers is in the sequence given. This is usually a wild list of numbers, such as [4,2,8,3]. With the `cite` package, this list becomes [2–4,8].

It is impossible to make the `cite` and `natbib` packages compatible, since both reimplement `\cite` from scratch. Instead, I have taken over some of the coding from `cite.sty`, modifying it for `natbib`. This coding is activated by including one of the options `sort` or `sort&compress` in the `\usepackage` command.

For author–year citations, the option `sort` orders the citations in a single `\citep` or `\citet` command into the sequence in which they appear in the list of references. This is normally alphabetical first, year second. This should avoid citations of the type: “James et al. (1994b,a)”. For author–year mode, the `sort&compress` option is identical to `sort`.

#### 4.15 Long Author List on First Citation

A feature that has often been requested by otherwise happy users of `natbib` is one that is found in the `harvard` package as standard: with the first citation of any reference, the full author list is printed, and afterwards only the abbreviated list. One can control this with `\citet*` for the first citation, and `\citet` or `\citep` thereafter. However, the automatic feature is very desired.

This can be activated with the option `longnamesfirst`.

`\shortcites` Some references have so many authors that you want to suppress the automatic long list only for them. In this case, issue

```
\shortcites{<key-list>}
```

before the first citations, and those included in *key-list* will have a short list on their first citation.

Full author lists can still be forced at any time with the starred variants.

## 5 Numerical Citations with Author–Year Styles

It is possible to produce numerical citations with any author–year `.bst` file, with minimal change to the text. The commands `\citet` and `\citep` will produce sensible results in both modes, without any special editing. Obviously, the opposite is not possible; a `.bst` file intended for numerical citation can never produce author–year citations, simply because the information is not transferred to the auxiliary file.

### 5.1 Selecting Numerical Mode

By default, `natbib` is in author–year mode. This can be changed by

1. selecting a numerical bibliography style with predefined citation style, defined either in the package or in the local configuration file;
2. giving options `numbers` or `super` to the `\usepackage` command;
3. issuing `\bibpunct` with the 4th mandatory argument set to `n` or `s`;
4. issuing `\citestyle` with the name of a predefined numerical bibliography style.

The methods are listed in order of increasing priority.

The `natbib` package will automatically switch to numerical mode if any one of the `\bibitem` entries fails to conform to the possible author–year formats. There is no way to override this, since such an entry would cause trouble in the author–year mode.

There are certain special ‘numerical’ styles, like that of the standard `alpha.bst`, which include a non-numerical label in place of the number, in the form

```
\bibitem[ABC95]{able95}
```

As far as `natbib` is concerned, this label does not conform to the author–year possibilities and is therefore considered to be numerical. The citation mode switches to numerical, and `\cite{able95}` prints [ABC95].

See however, the end of Section 4.6 for another possibility. The above result can be achieved with

```
\bibitem[ABC95()]{able95}
```

## 6 Local Configuration

For  $\text{\LaTeX} 2_{\epsilon}$ , it is possible to add a local configuration file `natbib.cfg`, which is read in, if it exists, at the end of the package. It may thus contain coding to supcede that in the package, although its main purpose is to allow the user to add his own `\bibstyle@bst` definitions to couple citation punctuation with local bibliography styles.

## 7 Options with $\text{\LaTeX} 2_{\epsilon}$

One of the new features of  $\text{\LaTeX} 2_{\epsilon}$  is *options* for the packages, in the same way as main styles (now called *classes*) can take options. This package is now installed with

```
\documentclass[...]{...}
\usepackage[options]{natbib}
```

The options available provide another means of specifying the punctuation for citations:

`round` (default) for round parentheses;

`square` for square brackets;

`curly` for curly braces;

`angle` for angle brackets;

`colon` (default) to separate multiple citations with colons;

`comma` to use commas as separators;

`authoryear` (default) for author–year citations;

`numbers` for numerical citations;

`super` for superscripted numerical citations, as in *Nature*;

`sort` orders multiple citations into the sequence in which they appear in the list of references;

`sort&compress` as `sort` but in addition multiple numerical citations are compressed if possible (as 3–6, 15);

`longnamesfirst` makes the first citation of any reference the equivalent of the starred variant (full author list) and subsequent citations normal (abbreviated list);

`sectionbib` redefines `\thebibliography` to issue `\section*` instead of `\chapter*`; valid only for classes with a `\chapter` command; to be used with the `chapterbib` package;

`nonamebreak` keeps all the authors’ names in a citation on one line; causes overfull hboxes but helps with some `hyperref` problems.

If any of the formatting options are selected, the predefined citation styles in the commands `\bibstyle@bst` will no longer be effective. If either `\bibpunct` or `\citestyle` is given in the preamble, the above punctuation options will no longer hold.

## 8 As Module to Journal-Specific Styles

Although `natbib` is meant to be an all-purpose bibliographic style *package*, it may also be incorporated as a module to other packages for specific journals. In this case, many of the general features may be left off. This is allowed for with `docstrip` options that not only leave off certain codelines, but also include extra ones. So far, options exist for

`subpack` produces a basic version with author–year only, fixed citation punctuation, no `\bibpunct` nor `\citestyle` nor predefined styles;

`subpack,egs` for journals of the *European Geophysical Society*, in particular *Non-linear Processes in Geophysics*;

`subpack,agu` for *American Geophysical Union* journals.

The `subpack` option must always be used with `package`.

Previous options `jgr` and `gr1` have become obsolete due to revisions in these journals; they have been replaced by the more general `agu` option.

## 9 Reference Sheet

A summarization of the main points on using `natbib` can be obtained by  $\LaTeX$ ing the file `natnotes.tex`, which is extracted from the main source file `natbib.dtx` with the `docstrip` option `notes`. This is intended to act as a handy reference sheet.

This file should be extracted automatically by the supplied installation file, `natbib.ins`.

## 10 Options with docstrip

The source `.dtx` file is meant to be processed with `docstrip`, for which a number of options are available:

`all` includes all of the other interfaces;

`apalike` allows interpretation of minimal `apalike` form of `\bibitem`;

`newapa` allows `\citeauthoryear` to be in the optional argument of `\bibitem` along with the punctuation commands of `newapa.sty`;

`chicago` is the same as `newapa`;

`harvard` includes interpretation of `\harvarditem`;

`astron` allows `\astroncite` to appear in the optional argument of `\bibitem`;

`authordate` adds the syntax of the `\citenam` command.

This package file is intended to act as a module for other class files written for specific journals, in which case the flexible `\bibstyle@bst` commands are not wanted. Punctuation and other style features are to be rigidly fixed. These journal options are

`agu` for journals of the *American Geophysical Union*;

`egs` for journals of the *European Geophysical Society*, in particular *Nonlinear Processes in Geophysics*.

The remaining options are:

`package` to produce a `.sty` package file with most comments removed;

209 (together with `package`) for a style option file that will run under the older  $\LaTeX$  2.09;

`subpack` (together with `package`) for coding that is to be included inside a larger package; even more comments are removed, as well as  $\LaTeX$  2 $\epsilon$  option handling and identification; produces a basic `natbib` package for author–year only, fixed citation style (punctuation);

`notes` extracts a summary of usage to be used as a reference sheet; the resulting file is to be  $\LaTeX$ ed;

`nopreonly` allows `\citestyle` and `\bibpunct` to be called anywhere in the text; this is considered possibly useful with the `chapterbib` package where different chapters might have different bibliography and citation styles; is only provided in case I change my mind about this feature, but for now I refuse to implement it;

`driver` to produce a driver `.drv` file that will print out the documentation under  $\text{\LaTeX} 2_{\epsilon}$ . The documentation cannot be printed under  $\text{\LaTeX} 2.09$ .

The source file `natbib.dtx` is itself a driver file and can be processed directly by  $\text{\LaTeX} 2_{\epsilon}$ .