

Spin-orbit coupling in bulk GaAs

J. Y. Fu^{a,b}, M. Q. Weng^b, M. W. Wu^{a,b,*}

^a*Hefei National Laboratory for Physical Sciences at Microscale, University of Science and Technology of China, Hefei, Anhui, 230026, China*

^b*Department of Physics, University of Science and Technology of China, Hefei, Anhui, 230026, China*¹

Abstract

We study the spin-orbit coupling in the whole Brillouin zone for GaAs using both the $sp^3s^*d^5$ and sp^3s^* nearest-neighbor tight-binding models. In the Γ -valley, the spin splitting obtained is in good agreement with experimental data. We then further explicitly present the coefficients of the spin splitting in GaAs L and X valleys. These results are important to the realization of spintronic device and the investigation of spin dynamics far away from equilibrium.

Key words: Spintronics, Spin Orbit Coupling, L - and X -valleys

PACS: 71.70.Ej, 85.75.-d

1 Introduction

Spin-orbit coupling (SOC) is the key ingredient to the semiconductor spintronic devices [1,2]. Most of the proposed schemes of electrical generation, manipulation and detection of electron spin rely on it. Complete understanding of the SOC is therefore of great importance. In the bulk zinc-blende-type semiconductor such as GaAs, it is well known that near the center of Brillouin zone the zero field splitting caused by the SOC depends cubically on the wave-vector k due to the bulk inversion asymmetry [3,4] or linearly due to the structure inversion asymmetry [5,6]. There are few investigations of the SOC for the states away from the band edge. The *ab initio* band structure calculation [7], diagonalizing of truncated $\mathbf{k} \cdot \mathbf{p}$ Hamiltonian [7] or nearest-neighbor

* Corresponding author. Telephone: +86-551-3603524; Fax: +86-551-3603524.

Email address: mwwu@ustc.edu.cn. (M. W. Wu).

¹ Mailing address.

tight-binding (TB) model including the SOC [8,9] have been performed to obtain the spin-orbit splitting outside of the Brillouin zone center. For the states near other high symmetry points such as the L and X points, one can get the form of the splitting from the symmetry property [10], whereas the actual coefficients need to be further calculated. Recently the splitting of the L -valley in bulk GaSb and GaSb/AlSb quantum wells were calculated using an $sp^3s^*d^5$ nearest-neighbor TB model including the SOC [8]. It is shown that the splitting in GaSb L -valley exceeds 10 meV, an order of magnitude larger than the typical value in the Γ -valley. For GaAs the corresponding data are still not available.

The lack of quantitative information of the SOC outside the Brillouin center is not crucial to the development of spintronics at the present stage, since the electrons in most of the study locate at the bottom of the Γ -valley. However, in real situation, the devices usually work under high electric field which can drive the electrons to the states far away from Γ point, or even further to other valleys such as L - and/or X -valleys. Therefore for the realization of the spintronic devices, the SOC in the whole Brillouin zone is essential. In the previous works on high field spin transport in GaAs [11,12], the coefficient of spin splitting in high valleys are approximated by other material such as GaSb due to the lack of the corresponding data for GaAs. In this report we present the spin splitting of GaAs for the whole lowest conduction band. Especially, we calculate the the coefficients of spin splitting in L - and X - valleys.

2 Calculation and Results

Our calculations are performed in sp^3s^* and $sp^3s^*d^5$ nearest-neighbor TB models with the SOC. This method has been proven to be an effective approach in band structure calculations [9,13,14,15,16,17,18]. The parameters we use are adopted from the published literature [9,13,14,15,16,17,18]. The original parameter sets have been optimized to fit the experimental data, such as the band edge and the effective mass. With the comparison to the experimental data, the spin splitting near the Γ -point is calculated as the benchmark of the suitability of these parameters for calculating the spin splitting.

In Fig. 1 we show the spin splitting around Γ point for different momentums. In the figure the parameter sets are chosen from Refs. [15] and [9] for sp^3s^* and $sp^3s^*d^5$ respectively. One can see from the figure that for small momentum the splittings calculated from sp^3s^* and $sp^3d^5s^*$ approaches both increase with the momentum. When the momentum becomes large, the splitting is no longer a monotonic. The splittings along different directions have different behaviors. For the states near the Γ -point, the splitting can be described by $\gamma\mathbf{\Omega}(\mathbf{k})\cdot\boldsymbol{\sigma}$ with $\boldsymbol{\sigma}$ being the Pauli matrices. In the coordinate system of $\hat{x} = [100]$, $\hat{y} = [010]$

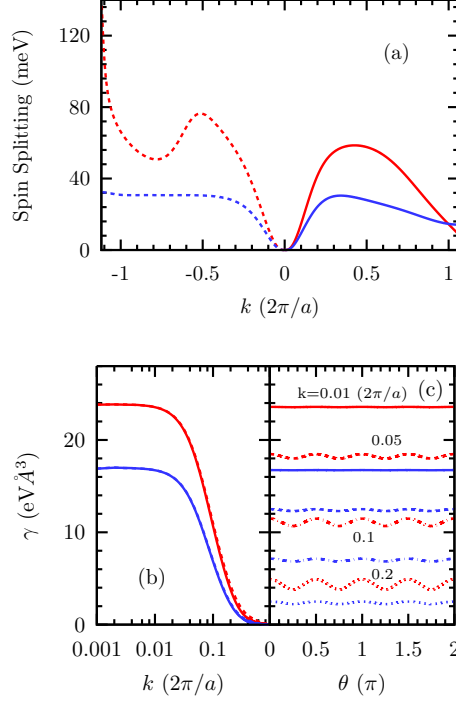


Fig. 1. (Color Online) (a) Spin splitting in Γ -valley for different momentum along Γ - K (solid curves) and Γ - W (dashed curves) directions; (b) The corresponding SOC coefficient γ vs. momentum along Γ - K (solid curves) and Γ - W (dashed curves) directions; (c) γ vs. angle of the momentum with different amplitudes. Solid curves: $k = 0.01$; Dashed curves: $k = 0.05$; Chain curves: $k = 0.1$; Dotted curves: $k = 0.2$ ($2\pi/a$), respectively. Red/Blue curves are the results from the $sp^3s^*d^5/sp^3s^*$ model.

and $\hat{z} = [001]$,

$$\gamma\mathbf{\Omega}(\mathbf{k}) = \gamma(k_x(k_y^2 - k_z^2), k_y(k_z^2 - k_x^2), k_z(k_x^2 - k_y^2)). \quad (1)$$

This gives rise to a splitting that varies cubically in k , i.e., $\Delta E \sim \gamma k^3$. The splitting along different directions are different. In the x - y plane, the splitting is $\Delta E = \gamma k^3 |\sin(2\theta)|$ where θ is the angle between the momentum and (100)-axis. The exact value of γ is still in debate. Different approaches give various values range from 8.5 to 34.5 $\text{eV}\cdot\text{\AA}^3$. Overviews of these results are nicely listed in Refs. [19,20]. Theoretical calculations based on different approaches give quite different values. There are two kinds of experiments that can measure γ value. One is through the direct measurement of the splitting using Raman scattering. Experiments based on this approach show that γ is about 23.5 $\text{eV}\cdot\text{\AA}^3$ in wide GaAs quantum well [21]. In asymmetric GaAs/AlGaAs heterostructure/quantum well, γ is about 16.5 or 11.0 $\text{eV}\cdot\text{\AA}^3$ [22,23]. The other kind of measurement is through spin relaxation time or magneto-conductance. This kind of measurement is indirect since it depends on how to qualitatively calculate the spin relaxation time or magneto-conductance. Earlier works of this kind estimate that γ is about 20-30 $\text{eV}\cdot\text{\AA}^3$ [24,25,26]. Recent calculation based on fully microscopic approach reveals that

the experiments in two-dimensional (2D) system can be explained by using much smaller γ value [27]. In our calculation, value of this coefficient is calculated as $\gamma(\mathbf{k}) = \Delta E / (2|\Omega(\mathbf{k})|)$. The results for different momentums are shown in Fig. 1(b) and (c). One can see from the figure that for $k < 0.04\pi/a$, γ is almost a constant that is independent on magnitude and the angle of momentum. For the parameters we use, sp^3s^* and $sp^3s^*d^5$ give $\gamma = 17.0$ and 23.9 eV·Å³ near the Γ -point, respectively. Both are close to the experimental data from Raman scattering. This good agreement between the theoretical result and the experimental data shows that the parameters we use can be applied to study the spin splitting for whole Brillouin zone. One can see from the figure that both models predict that the value of γ decreases with the increase of momentum². Moreover, angle dependence of γ becomes remarkable for large momentum. Thus γ is no longer a constant for large momentum. Practically the SOC described by Eq. (1) with constant γ is a good approximation for the state not far away from equilibrium since even for high-carrier-density samples the value of γ at Fermi surface is only a few percents smaller than the value at $k = 0$. However, when electrons are driven far away from the Γ point, Eq. (1) is expected to over-estimate the SOC.

We now turn to the states in L - and X -valleys. The spin splittings for different momentums are plotted in Figs. 2 and 3(a) respectively. One can see from the figures that, for the same amount of momentum variation from the valley bottom, the spin splitting in L/X -valley is much larger than that in Γ -valley. For the states near the X -point, the SOC is in the form [10], $\beta_X \Omega_X(\mathbf{k}) \cdot \boldsymbol{\sigma}$ with

$$\beta_X \Omega_X(\mathbf{k}) = \beta_X (k_x, -k_y, 0) . \quad (2)$$

Near the L -valley bottom, the SOC reads $\beta_L \Omega_L(\mathbf{k}) \cdot \boldsymbol{\sigma}$. In the new coordinate system spanned by $[1\bar{1}0]$ (x' -axis), $[11\bar{2}]$ (y' -axis) and $[111]$ (z' -axis) vectors, $\Omega_L(\mathbf{k})$ reads [10]

$$\beta_L \Omega_L(\mathbf{k}) = \beta_L (k'_y, -k'_x, 0) . \quad (3)$$

In the above two equations, \mathbf{k} represents the momentum vector measured from L/X -valley bottom. These couplings give the splitting linear to the first order of momentum around the valley bottoms. The corresponding splitting coefficients $\beta_{L/X} = \Delta E(k)/2k$ for different momentum are plotted in Figs. 2(b) and 3(b) respectively. Similar to that of Γ -valley, these coefficients are constants near the valley bottoms. In the X -valley, the values of β_X obtained from $sp^3s^*d^5$ and sp^3s^* models are close to each other, i.e., $\beta_X = 0.059$ and 0.046 eV·Å, respectively. However, in the L -valley, β_L determined from these two models are quite different. For $sp^3s^*d^5$, $\beta_L = 0.26$ eV·Å; while for sp^3s^* , $\beta_L = 0.047$ eV·Å. This profound difference implies that the d orbit plays an important role in the spin splitting in the L -valley of the lowest conduction band. This is because the symmetry imposes a d -orbital component in the L -valley and $sp^3s^*d^5$ model can account this symmetry more accurate. It has

² This explains the small value obtained in 2D system [27].

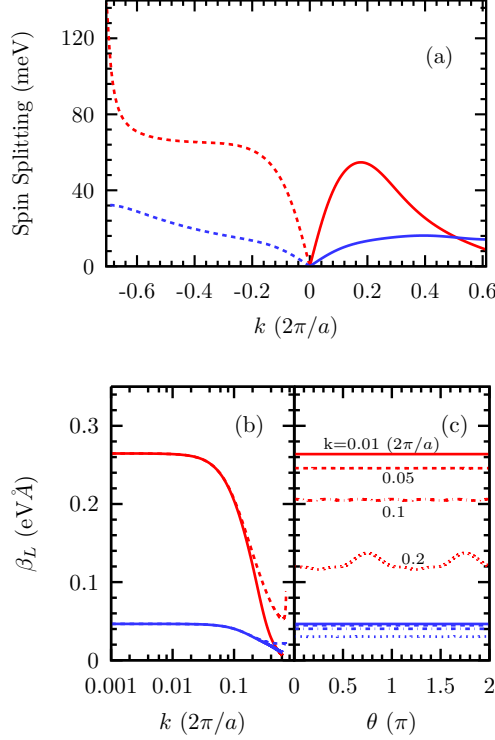


Fig. 2. (Color Online) (a) Spin splitting in L -valley for different momentums along L - K (solid curves) and L - W (dashed curves) directions; (b) The corresponding SOC coefficients β_L vs. momentum along L - K (solid curves) and L - W (dashed curves) directions; (c) β_L vs. angle of the momentum with different amplitudes. Solid curves: $k = 0.01$; Dashed curves: $k = 0.05$; Chain curves: $k = 0.1$; Dotted curves: $k = 0.2$ ($2\pi/a$), respectively. Red/Blue curves are the results from the $sp^3s^*d^5/sp^3s^*$ model.

been revealed that the inclusion of the d orbit greatly improves the accuracy of the effective mass in L -valley [9,28,29,30,31]. Therefore, in our opinion the spin splitting determined by $sp^3s^*d^5$ model in L -valley is also more reliable than that by sp^3s^* model.

3 Conclusion

In conclusion we study the SOC in the whole Brillouin zone for GaAs using both $sp^3s^*d^5$ and sp^3s^* nearest-neighbor TB models. For the parameter sets we use, the spin splittings calculated from both models are in good agreement with experimental data in the Γ -valley. We then further explicitly present the coefficients of the spin splitting in the L and X valleys. These results are useful for understanding the spin dynamics far away from equilibrium.

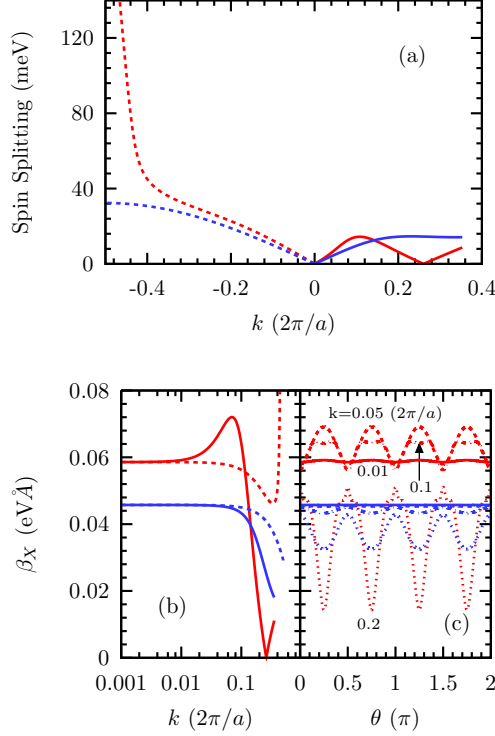


Fig. 3. (Color Online) (a) Spin splitting in X -valley for different momentums along X - K (solid curves) and X - W (dashed curves) directions; (b) The corresponding SOC coefficient β_X vs. momentum along X - K (solid curves) and X - W (dashed curves) directions; (c) β_X vs. angle of the momentum with different amplitudes. Solid curves: $k = 0.01$; Dashed curves: $k = 0.05$; Chain curves: $k = 0.1$; Dotted curves: $k = 0.2$ ($2\pi/a$), respectively. Red/Blue curves are the results from the $sp^3s^*d^5/sp^3s^*$ model.

Acknowledgements

This work was supported by the Natural Science Foundation of China under Grant Nos. 10574120 and 10725417, the National Basic Research Program of China under Grant No. 2006CB922005 and the Knowledge Innovation Project of Chinese Academy of Sciences. FJY was partially supported by China Post-doctoral Science Foundation. One of the authors (M.W.W.) would like to thank Mikhail Nestoklon at Ioffe Institute who first provided us the number of β_L at L -valley using sp^3s^* model.

References

- [1] S. A. Wolf, J. Supercond.: Incorporating Novel Magnetism 13 (2000) 195.
- [2] I. Žutić, J. Fabian, S. D. Sarma, Rev. Mod. Phys. 76 (2004) 323.

- [3] M. I. D'yakonov, V. I. Perel', Zh. Eksp. Teor. Fiz. 60 (1971) 1954, [Sov. Phys.-JETP **33**, 1053 (1971)].
- [4] M. I. D'yakonov, V. I. Perel', Fiz. Tverd. Tela 13 (1971) 3581, [Sov. Phys. Solid State **13**, 3023 (1972)].
- [5] Y. A. Bychkov, E. I. Rashba, J. Phys. C 17 (1984) 6039.
- [6] Y. A. Bychkov, E. I. Rashba, Pis'ma Zh. Eksp. Teor. Fiz. 39 (1984) 66.
- [7] M. Cardona, N. E. Christensen, G. Fasol, Phys. Rev. B 38 (1988) 1806.
- [8] J.-M. Jancu, R. Scholz, G. C. L. Rocca, E. A. de Andrada e Silva, P. Voisin, Phys. Rev. B 70 (2004) 121306(R).
- [9] J.-M. Jancu, R. Scholz, F. Beltram, F. Bassani, Phys. Rev. B 57 (1998) 6493.
- [10] E. L. Ivchenko, G. E. Pikus, Superlattices and Other Heterostructures, Springer, Berlin, 1995.
- [11] S. Saikin, M. Shen, M.-C. Cheng, J. Phys.: Condens. Matter 18 (2006) 1535.
- [12] M. Shen, S. Saikin, M.-C. Cheng, V. Privman, Mathematics and Computers in Simulation 65 (2004) 351.
- [13] P. Vogl, H. P. Hjalmarson, J. D. Dow, J. Phys. Chem. Solids 44 (1983) 365.
- [14] P. V. Santos, M. Willatzen, M. Cardona, A. Cantarero, Phys. Rev. B 51 (1995) 5121.
- [15] J. Klimeck, R. C. Bowen, T. B. Boykin, T. A. Cwik, Superlattices and Microstructures 27 (2000) 519.
- [16] T. B. Boykin, G. Klimeck, R. C. Bowen, R. Lake, Phys. Rev. B 56 (1997) 4102.
- [17] T. B. Boykin, G. Klimeck, R. C. Bowen, F. Oyafuso, Phys. Rev. B 66 (2002) 125207.
- [18] J. G. Díaz, G. W. Bryant, Phys. Rev. B 73 (2006) 075329.
- [19] J. J. Krich, B. I. Halperin, Phys. Rev. Lett. 98 (2007) 226802.
- [20] A. N. Chantis, M. van Schilfgaarde, T. Kotani, Phys. Rev. Lett. 98 (2006) 086405.
- [21] D. Richards, B. Jusserand, H. Peric, B. Etienne, Phys. Rev. B 47 (1993) 16028.
- [22] B. Jusserand, D. Richards, G. Allan, C. Priester, B. Etienne, Phys. Rev. B 51 (1995) 4707.
- [23] D. Richards, B. Jusserand, G. Allan, C. Priester, B. Etienne, Solid-State Electron. 40 (1996) 127.
- [24] V. I. Marushak, T. V. Lagunova, M. N. Seepanova, A. N. Titkov, Fiz. Tverd. Tela 25 (1983) 2140.

- [25] A. G. Aronov, G. E. Pikus, A. N. Titkov, Zh. Eksp. Teor. Fiz. 84 (1983) 1170, [Sov. Phys.-JETP **57**, 680 (1983)].
- [26] J. B. Miller, D. M. Zumbühl, C. M. Marcus, Y. B. Lyanda-Geller, D. Goldhaber-Gordon, K. Campman, A. C. Gossard, Phys. Rev. Lett. 90 (2003) 076807.
- [27] J. Zhou, J. L. Cheng, M. W. Wu, Phys. Rev. B 75 (2007) 045305.
- [28] S. B. Singh, C. A. Singh, Am. J. Phys. 57 (1989) 894.
- [29] Y.-C. Chang, D. E. Aspnes, Phys. Rev. B 41 (1990) 12002.
- [30] S. L. Richardson, M. L. Cohen, S. G. Louie, J. R. Chelikowsky, Phys. Rev. B 33 (1986) 1177.
- [31] P. Boguslawsky, I. Gorczyca, Semicond. Sci. Technol. 9 (1994) 2169.