

# Some new results on one-dimensional outflow dynamics.

F. SLANINA<sup>1,2</sup>, K. SZNAJD-WERON<sup>3</sup> and P. PRZYBYŁA<sup>3</sup>

<sup>1</sup> *Institute of Physics, Academy of Sciences of the Czech Republic, Na Slovance 2, CZ-18221 Praha, Czech Republic*

<sup>2</sup> *Center for Theoretical Study, Jiřská 1, Prague, Czech Republic*

<sup>3</sup> *Institute of Theoretical Physics, University of Wrocław, pl. Maxa Borna 9, 50-204 Wrocław, Poland*

PACS 89.65.-s – Social and economic systems

PACS 05.40.-a – Fluctuation phenomena, random processes, noise, and Brownian motion

PACS 02.50.-r – Probability theory, stochastic processes, and statistics

**Abstract.** - In this paper we introduce modified version of one-dimensional outflow dynamics (known as a Sznajd model) which simplifies the analytical treatment. We show that simulation results of the original and modified rules are exactly the same for various initial conditions. We obtain the analytical formula for exit probability using Kirkwood approximation and we show that it agrees perfectly with computer simulations in case of random initial conditions. Moreover, we compare our results with earlier analytical calculations obtained from renormalization group and from general sequential probabilistic frame introduced by Galam. Using computer simulations we investigate the time evolution of several correlation functions to show if Kirkwood approximation can be justified. Surprisingly, it occurs that Kirkwood approximation gives correct results even for these initial conditions for which it cannot be easily justified.

**Introduction.** – The outflow dynamics was introduced to describe the opinion change in the society. The idea was based on the fundamental social phenomenon called "social validation". By now, the opinion dynamics was studied by many authors, starting perhaps from the works by Galam [1] and developed later in the Sznajd [2] and Majority rule [3] models. The common feature of these models is that the complexity of real-world opinions is reduced to the minimum set of two options, + or –.

However, in this paper we do not focus on social applications of the model (an interested reader may resort to reviews [4–8]). Here we deal with a more mathematical problem, namely finding the analytical formula for the probability  $P_+(p)$  of reaching consensus on opinion + as a function of the initial fraction  $p$  of opinion +. This quantity is commonly called exit probability [9,10]. In fact, we follow the method used in [9] for the Majority-rule model.

The one dimensional outflow dynamics is defined as follows: if pair of neighboring spins  $S_i S_{i+1} = 1$  the the two neighbors of the pair followed its direction, i.e.  $S_{i-1} \rightarrow S_i (= S_{i+1})$  and  $S_{i+2} \rightarrow S_i (= S_{i+1})$ ; in case of different opinions at the central pair, the two neighboring states are unchanged. Until now several analytical approaches have been proposed. One of the analytical approaches used for the outflow dynamics was based on the mean field idea [11]. Within the mean field approach the

mean relaxation time  $\langle \tau \rangle$  as a function of the initial fraction  $p$  of opinion + was computed, as well as distribution of relaxation times. The exit probability found in this approach is the trivial step function, at odds with the known simulation results for 1D dynamics.

Later, Galam in [12] presented a general sequential probabilistic frame (GSPF), which extended a series of earlier opinion dynamics models. Within his frame he was able to find analytic formulas for the probability  $p(t+1)$  to find at random an agent sharing opinion + at time  $t+1$  as a function of  $p(t)$ . Among several models, he considered the one dimensional rule, which we investigate in this paper, i.e.: if pair of neighboring spins  $S_i S_{i+1} = 1$  then the two neighbors of the pair followed its direction; in case of different opinions at the central pair, the two neighboring states are unchanged. For such a rule, within his GSPF calculation Galam has found the following formula [12]:

$$p(t+1) = p(t)^4 + \frac{7}{2}p(t)^3[1-p(t)] + 3p(t)^2[1-p(t)]^2 + \frac{1}{2}p(t)[1-p(t)]^3 \quad (1)$$

Iterating above formula the exit probability  $P_+$  can be found as a step function (see Fig. 1). It is worth to notice that step-like function describes exit probability in the case of two dimensional outflow dynamics [13], but not in

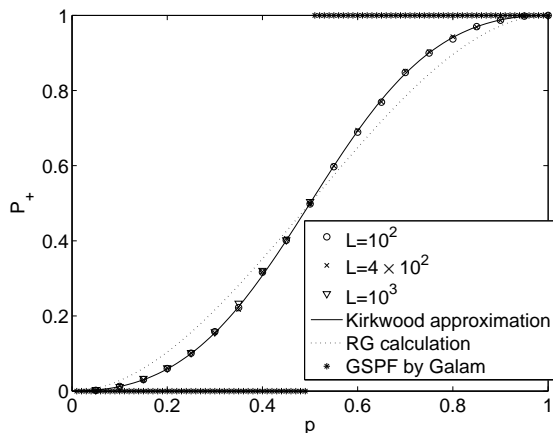


Fig. 1: Exit probability  $P_+$  from random initial state consisting of  $p$  up-spins for the modified original outflow dynamics in one dimension for several lattice sizes  $L$ . This is seen that results agree perfectly with analytical formula (solid line) given by eq.(23) obtained from Kirkwood approximation. Renormalization group (RG) results obtained in [15] for growing networks and calculations made by Galam within his general sequential probabilistic frame (GSPF) agree with simulation results much worse. Results obtained for modified version of outflow dynamics in which only one neighbor of central pair is changed are exactly the same. Results are averaged over  $10^4$  samples.

one dimension [14]. Step-like function for exit probability has been found also in [15].

In the paper [15] real space renormalization approach has been proposed to calculate the probability  $P_+(p)$  of reaching consensus on opinion  $+$  as a function of the initial fraction  $p$  of opinion  $+$ . They have found in case of two sites convincing others the following analytical formulas:

- in the case of growing network (growing hierarchical or the Barabasi-Albert scale-free network)

$$P_+ = 3p^2 - 2p^3. \quad (2)$$

- in the case of fixed network they have found  $P_+$  as the step function observed also in computer simulations on the square lattice.

It is seen on Fig. 1 that RG results for growing networks agree much better with simulations that RG results for fixed network which are exactly the same as obtained using GSPF by Galam.

In this paper we present analytical results obtained using Kirkwood approximation [9] following the method used in for the Majority-rule model and we obtain perfect agreement with computer simulations. Moreover, we consider two types of non-random initial conditions and we show how analytical formulas for exit probabilities change for such cases.

**Approximate solution in 1D.** – We consider linear chain with  $L$  sites. Each site can be in two states  $\pm 1$ . We use the following notation:

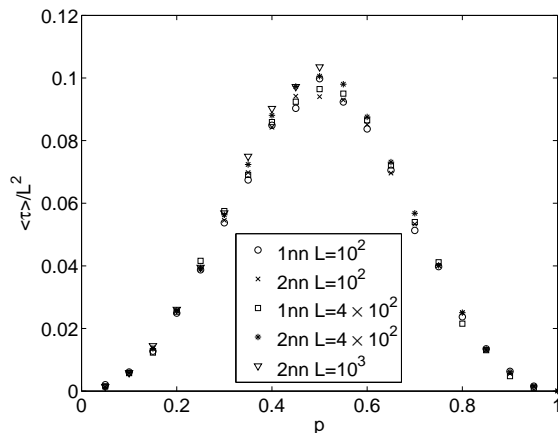


Fig. 2: The mean relaxation times from random initial state consisting of  $p$  up-spins for the modified (1nn) and original (2nn) outflow dynamics in one dimension for several lattice sizes  $L$ . In the modified version at most one spin is flipped in one step while in original formulation two can be flipped simultaneously. Therefore in case of modified version the time was rescaled by factor  $\frac{1}{2}$ . This is clearly visible the mean relaxation time scales with the lattice size as  $\sim L^2$  analogously to the voter model [16–18]. The results presented on the plot are averaged over  $10^4$  samples.

$\sigma \in \{-1, +1\}^L$  state of the system.

$\sigma(y)$  state of the spin at site  $y$  if the system is in state  $\sigma$ .  $\sigma^x$  state which differs from  $\sigma$  by flipping spin at site  $x$ . Therefore  $\sigma^x(y) = (1 - 2\delta_{xy})\sigma(y)$ .

We introduce here slight modifications with respect to original outflow rule: choose pair of neighbors and if they both are in the same state, then adjust one (instead of two) of its neighbors (chosen randomly on left or right with equal probability  $1/2$ ) to the common state. Because this way at most one spin is flipped in one step while in original formulation two can be flipped simultaneously, the time must be rescaled by factor  $\frac{1}{2}$ . We measure the time so that the speed of all processes remains constant when  $L \rightarrow \infty$ , so normally one update takes time  $\frac{1}{L}$ . Here, instead, we consider also the factor  $\frac{1}{2}$ , so single update takes time  $\Delta t = \frac{1}{2N}$ . Our modification eliminates some correlations due to simultaneous flip of spins at distance 3. However, if we look at later stages of the evolution, where typically the domains are larger than 2, simultaneous flips occurs very rarely. Therefore, we do not expect any substantial difference. Indeed, computer simulations confirm our expectations - only time has to be rescaled (see Fig. 2).

On the other hand, the modification simplifies the analytical treatment. Indeed, the update rule can be equivalently formulated as follows:

Choose randomly a spin  $x$  and side  $s$  ( $s = 1$  for right,  $s = -1$  for left.) The updated state is  $\sigma(x; t + \Delta t) = \sigma(x + s; t)$  if  $\sigma(x + s; t) = \sigma(x + 2s; t)$ , otherwise  $\sigma(x; t + \Delta t) = \sigma(x; t)$ .

Within such a formulation the probability that in one update the flip  $\sigma \rightarrow \sigma^x$  occurs:

$$\begin{aligned} W(\sigma \rightarrow \sigma^x) &= \frac{1}{8N} \left[ \sigma(x+2)\sigma(x+1) \right. \\ &+ \sigma(x-1)\sigma(x-2) - \\ &- \sigma(x) \left( \sigma(x+2) + \sigma(x+1) + \sigma(x-1) + \right. \\ &\left. \left. + \sigma(x-2) \right) + 2 \right] \end{aligned} \quad (3)$$

These flip probabilities are then inserted into master equation:

$$P(\sigma; t + \Delta t) = \sum_{\sigma'} W(\sigma' \rightarrow \sigma) P(\sigma'; t) \quad (4)$$

Now, we make the limit  $L \rightarrow \infty$  which also implies the continuous time limit, as  $\Delta t \rightarrow 0$ . We also note that most of the transition probabilities  $W(\sigma' \rightarrow \sigma)$  are zero, since only one spin flip is allowed in one step. Finally we end with

$$\frac{d}{dt} P(\sigma; t) = \sum_x \left[ w(\sigma^x \rightarrow \sigma) P(\sigma^x; t) - w(\sigma \rightarrow \sigma^x) P(\sigma; t) \right] \quad (5)$$

where the transition rates are trivially related to transition probabilities (3),  $w(\sigma^x \rightarrow \sigma) = 2NW(\sigma^x \rightarrow \sigma)$ . (The sum is now over infinite set of sites.) For completeness we repeat the formula for transition rates:

$$\begin{aligned} w(\sigma \rightarrow \sigma^x) &= \frac{1}{4} \left[ \sigma(x+2)\sigma(x+1) + \sigma(x-1)\sigma(x-2) \right. \\ &- \sigma(x) \left( \sigma(x+2) + \sigma(x+1) + \sigma(x-1) \right. \\ &\left. \left. + \sigma(x-2) \right) + 2 \right]. \end{aligned} \quad (6)$$

It is hopeless to solve the master equation as it is. Instead, we write evolution equations for some correlation functions derived from it. We define:

$$\begin{aligned} C_0(t) &= \langle \sigma(y) \rangle \equiv \sum_{\sigma} \sigma(y) P(\sigma; t) \\ C_1(n; t) &= \langle \sigma(y)\sigma(y+n) \rangle \\ C_2(n, m; t) &= \langle \sigma(y-n)\sigma(y)\sigma(y+m) \rangle \\ C_3(n, m, l; t) &= \langle \sigma(y-n)\sigma(y)\sigma(y+m)\sigma(y+m+l) \rangle \\ &\vdots \end{aligned} \quad (7)$$

Only two equations are relevant for us. The first is:

$$\frac{d}{dt} C_0(t) = -C_2(1, 1; t) + C_0(t) \quad (8)$$

and the second:

$$\frac{d}{dt} C_1(1; t) = -C_3(1, 1, 1; t) - C_1(1; t) + C_1(3; t) + 1 \quad (9)$$

These two become closed set of equations, if we apply the approximations described in the next section. Before going to it, it is perhaps instructive to show the intermediate

results which lead to equations (8), (9), and analogically to others, for more complicated correlation functions.

So, for example, for the lowest correlation function - the average of one spin - we have

$$\frac{d}{dt} \langle \sigma(y) \rangle = -2 \langle w(\sigma \rightarrow \sigma^y) \sigma(y) \rangle \quad (10)$$

and for the next one in the level of complexity

$$\begin{aligned} \frac{d}{dt} \langle \sigma(y)\sigma(y+1) \rangle &= -2 \langle w(\sigma \rightarrow \sigma^y) \sigma(y)\sigma(y+1) \rangle \\ &- 2 \langle w(\sigma \rightarrow \sigma^{y+1}) \sigma(y)\sigma(y+1) \rangle. \end{aligned} \quad (11)$$

The pattern is transparent. When computing the correlation function of spins at sites  $x_1, x_2, x_3, \dots$ , on the RHS we have sum of terms, in which we average the product of spins at sites  $x_1, x_2, x_3, \dots$  with transition rate (which is constructed from the spin configuration according to (6)) for flip at positions  $x_1, x_2, x_3, \dots$ . As a formula, this sentence means

$$\frac{d}{dt} \langle \prod_i \sigma(x_i) \rangle = -2 \sum_j \langle w(\sigma \rightarrow \sigma^{x_j}) \prod_i \sigma(x_i) \rangle. \quad (12)$$

*Kirkwood approximation.* Now we discuss the approximations used for solving Eqs. (8) and (9).

The first one is the usual Kirkwood approximation, or decoupling, which is used in various contexts and accordingly it assumes different names. For example in the classical quantum many-body theory of electrons and phonons in solids, it is nothing else than the Hartree-Fock approximation (but contrary to this theory, which may be improved systematically using diagrammatic techniques, here the systematic expansions are not developed). We use the name Kirkwood approximation, following the work [9].

In our case, the Kirkwood approximation amounts to

$$C_3(1, 1, 1; t) \simeq (C_1(1; t))^2 \quad (13)$$

in Eq. (9) and

$$C_2(1, 1; t) \simeq C_1(1; t) C_0(t) \quad (14)$$

in Eq. (8). While the latter assumption (14) enables us to relate the equation (8) directly to (9) and therefore to solve it as soon as we have the solution of (9), the approximation (13) does not yet make of (9) a closed equation. The point is that there is also the correlation at distance 3, the function  $C_1(3; t)$ . So, we make also an additional approximation, which is also made in [9]. We suppose that  $C_1(n; t)$  only weakly depends on distance  $n$ , or else, that the decay of the correlations is relatively slow. If the spins are correlated to certain extent on distance 1 (the neighbors), they are correlated to essentially the same extent also on distance 3 (next-next neighbors). This is also justified if the domains are large enough, i. e. at later stages of the evolution. So, we assume

$$C_1(3; t) \simeq C_1(1; t). \quad (15)$$

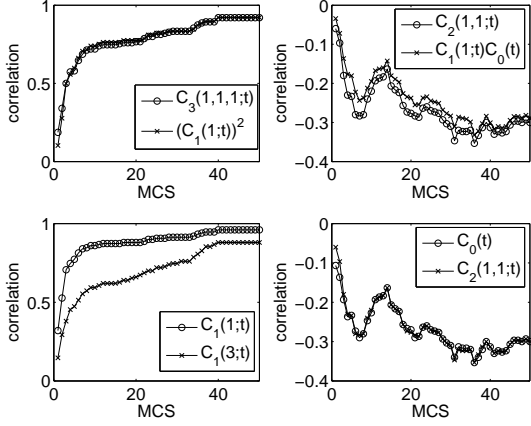


Fig. 3: Sample (not averaged, one simulation only) time evolution of several correlation functions given by eq. (7) for random initial conditions with  $p$  up-spins. Kirkwood approximation given equations(13), (14) and assumption (15) are valid for later stages, although the assumption (13) agrees perfectly with simulation results from very beginning (left upper panel).

In the figure 3 we present a sample (not averaged) time evolution of several correlation functions. Indeed, our assumptions can be justified at later stages of the evolution, although the assumption (13) agrees perfectly with simulation results from very beginning. The second given by (14) agrees with simulations also quite well. Only the assumption (15) that the decay of the correlations is relatively slow is valid only at later stages of the evolution.

To sum it up, the approximations (13), (14), and (15) say that approximately

$$\begin{aligned} C_0(t) &\simeq \psi(t) \\ C_1(n;t) &\simeq \phi(t) \end{aligned} \quad (16)$$

where  $\psi(t)$  and  $\phi(t)$  satisfy the equations (dot denotes the time-derivative

$$\begin{aligned} \dot{\psi} &= (1 - \phi)\psi \\ \dot{\phi} &= 1 - \phi^2. \end{aligned} \quad (17)$$

The solution is straightforward. We assume initial conditions  $\phi(0) = m_1$  and  $\psi(0) = m_0$ . First we solve the second equation from the set (17). This gives

$$\phi(t) = \frac{\sinh t + m_1 \cosh t}{\cosh t + m_1 \sinh t} \quad (18)$$

and inserting that into the first of the set (17) we have

$$\psi(t) = \frac{2m_0}{1 + m_1 + (1 - m_1)e^{-2t}}. \quad (19)$$

The most important result is the asymptotics

$$\psi(\infty) = \frac{2m_0}{1 + m_1}. \quad (20)$$

How to interpret this finding? The average  $C_0(t)$  is the average magnetization. In other terms, it determines the

probability that a randomly chosen spin will have state +1 at time  $t$ . This probability is  $p_+(t) = (C_0(t) + 1)/2$ . Therefore,  $m_0 = C_0(0)$  is the initial magnetization. When we go to the limit  $t \rightarrow \infty$ , we know that ultimately the homogeneous state is reached. The asymptotic magnetization  $C_0(\infty)$  therefore says what is the probability that the final state will have all spins +1. It is  $(C_0(\infty) + 1)/2$ . So, (20) means that

$$C_0(\infty) \simeq \frac{2C_0(0)}{1 + C_1(1;0)}. \quad (21)$$

If the initial state is completely uncorrelated, i. e. we set the spins at random, with the only condition that average magnetization is  $m_0$ , we have  $C_1(1;0) = m_0^2$  and

$$C_0(\infty) \simeq \frac{2m_0}{1 + m_0^2}. \quad (22)$$

Finally, we express this result in terms of the probability  $p = (C_0(0) + 1)/2$  to have a randomly chosen spin in state +1 at the beginning and the probability  $P_+ = (C_0(\infty) + 1)/2$  that all spins are in state +1 at the end. We have

$$P_+ \simeq \frac{p^2}{2p^2 - 2p + 1}. \quad (23)$$

Computer simulations for random initial conditions, in which assumption  $C_1(1;0) = m_0^2$  can be done shows perfect agreement with analytical formula (23). In the next section we show how results will change in case of correlated initial conditions.

**Correlated initial conditions.** – Here we consider two examples of correlated initial conditions with fraction  $p$  of up-spins:

1. Ordered initial state that consists of two clusters:  $pL$ -length of up-spins and  $(1 - p)L$ -length of down-spins, for example in case of  $L = 10$ :

$$\begin{aligned} p = 0.5 & : \uparrow\uparrow\uparrow\uparrow\downarrow\downarrow\downarrow\downarrow \\ p = 0.4 & : \uparrow\uparrow\uparrow\downarrow\downarrow\downarrow\downarrow \\ p = 0.3 & : \uparrow\uparrow\downarrow\downarrow\downarrow\downarrow \\ & \dots \end{aligned} \quad (24)$$

2. Correlated, completely homogeneous, initial state, i.e.  $S_{n/p} = 1$  for  $n = 0, 1, 2, 3, \dots$ , for example in case of  $L = 8$ :

$$\begin{aligned} p = 0.5 & : \uparrow\downarrow\uparrow\downarrow\uparrow\downarrow \\ p = 0.25 & : \downarrow\downarrow\uparrow\downarrow\uparrow\downarrow \\ & \dots \end{aligned} \quad (25)$$

$$\dots \quad (26)$$

In both cases it is easy to calculate exactly correlation function  $C_1(1;0)$ . In the first case of ordered initial conditions we obtain:

$$C_1(1;0) = 1 - \frac{1}{L} \approx 1 \quad (27)$$

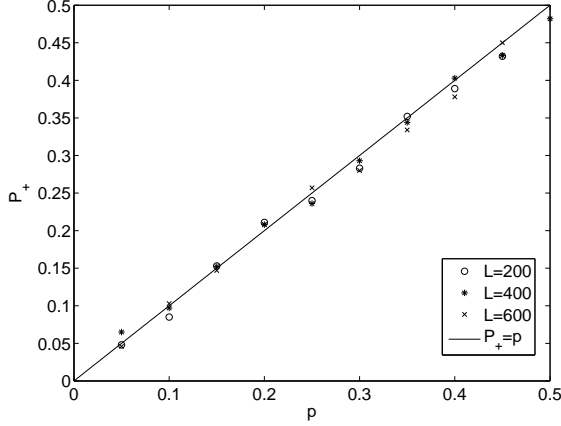


Fig. 4: Exit probability  $P_+$  from ordered initial state consisting of  $p$  up-spins for the outflow dynamics in one dimension for several lattice sizes  $L$ . Initial state consists of two clusters:  $pL$ -length of up-spins and  $(1-p)L$ -length of down-spins. Results for original and modified rules are the same. The dependence between initial ratio of up-spins  $p$  and exit probability is given by the simplest linear function  $P_+ = p$  as in the case of the voter model. Analytical result in this case can be obtained from the equation (21). In this case  $C_1(1;0) = 1 - \frac{1}{L} \approx 1$  and we obtain  $C_0(\infty) = c_0(0) = m_0$ , i.e.  $P_+ = p$ , which perfectly agree with simulation results. Results are averaged over  $10^3$  samples.

Thus, from equation (21):

$$C_0(\infty) \simeq \frac{2C_0(0)}{1 + C_1(1;0)} = \frac{2m_0}{1+1} = m_0 \rightarrow P_+ = p. \quad (28)$$

Computer simulations shows that indeed for such a initial conditions  $P_+ = p$  (see Fig. 4).

As we see Kirkwood approximation surprisingly gives correct results also in this case. However, if we look at figure 5 we see that Kirkwood approximation given equations by (13) and (14) cannot be justified by computer simulations.

We have checked also the mean relaxation time in case of ordered initial conditions (Fig. 6). It occurs that analogously like for random initial conditions the mean relaxation time scales with the system size as  $\langle \tau \rangle \sim L^2$  (see Figs. 2 and 6). The same scaling has been found in the voter model [16–18]. However, contrary to the random initial conditions for which bell-shaped curve is observed, here the mean relaxation times is well described by simple parabola:

$$\frac{\langle \tau \rangle}{L^2} = \frac{1}{2}p(1-p). \quad (29)$$

For the second correlated initial conditions, which are completely homogeneous we observed in computer simulations that exit probability is step like, i.e.

$$\begin{aligned} P_+ &= 0 && \text{for } p < 0.5 \\ P_+ &= 1 && \text{for } p > 0.5 \\ \text{antiferromagnetic state} &&& \text{for } p = 0.5 \end{aligned} \quad (30)$$

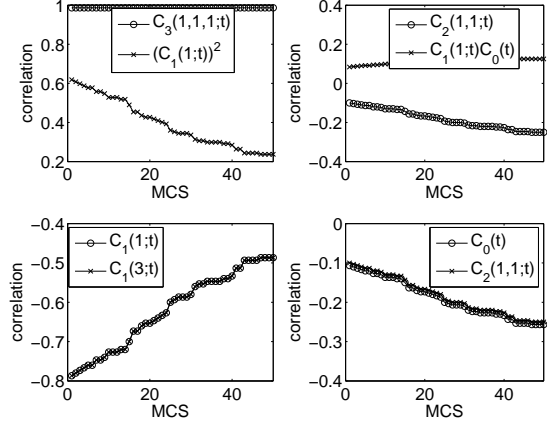


Fig. 5: Sample (not averaged, one simulation only) time evolution of several correlation functions given by eq. (7) for random ordered initial conditions with  $p$  up-spins. Initial state consists of two clusters:  $pL$ -length of up-spins and  $(1-p)L$ -length of down-spins. Kirkwood approximation given equations(13) and (14) are not valid.

In this case two-spins correlation function can be also calculated easily. For  $p = \frac{1}{n} < 0.5$ ,  $n \in \mathbb{N}$  we obtain:

$$C_1(1;0) = p(1 \times (\frac{1}{p} - 2) + (-1) \times 2) = p(\frac{1}{p} - 4) = 1 - 4p. \quad (31)$$

Thus, from equation (21):

$$C_0(\infty) \simeq \frac{2C_0(0)}{1 + C_1(1;0)} = \frac{4p - 2}{2 - 4p} = -1 \rightarrow P_+ = 0, \quad (32)$$

which again agrees perfectly with computer simulations, although Kirkwood approximation cannot be easily justified.

Very interesting results is obtained for homogeneous initial condition if we measure the mean relaxation time (see Fig. 7). Computer simulation shows that for  $p < 0.4$  (and  $p > 0.6$ , respectively) the mean relaxation time  $\langle \tau \rangle$  does not depend on the system size  $L$  and for  $p \in (0.4, 0.6)$  depends linearly on system size, i.e.  $\langle \tau \rangle \sim L$ .

**Summary.** – We introduced modified version of one-dimensional outflow dynamics in which we choose pair of neighbours and if they both are in the same state, then adjust *one* (in original version both) of its neighbours (chosen randomly on left or right with equal probability  $1/2$ ) to the common state. We checked in computer simulations that accordingly to our expectations results in the case of modified rule are the same as in the case of original outflow dynamics, only the time must be rescaled by factor  $\frac{1}{2}$ . Modified version simplified the analytical treatment and allowed to derive the master equation. Following the method proposed in [9] we wrote evolution equations for some correlation functions and used the Kirkwood approximation. This approach allowed us to derive the analytical formula for final magnetization (21). In fact, just before

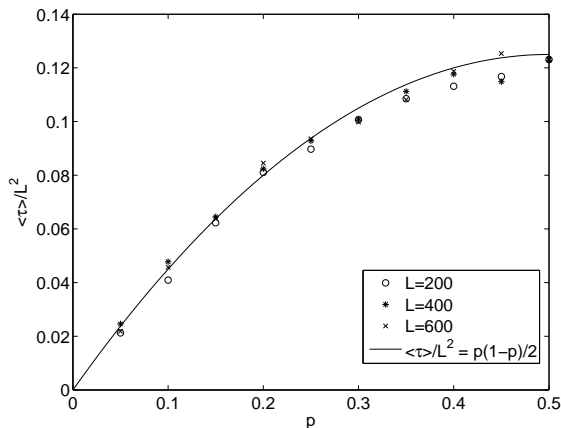


Fig. 6: The mean relaxation times for the outflow dynamics in one dimension for several lattice sizes  $L$ . Initial state consists of two clusters:  $pL$ -length of up-spins and  $(1-p)L$ -length of down-spins. Results for original and modified rules are the same. This is clearly visible that in case of such an ordered initial state the dependence between initial ratio of up-spins  $p$  and the mean relaxation time  $\langle \tau \rangle$  is given by simple parabola not a bell-shaped curve (like in case of the random initial conditions). However, still the mean relaxation time scales with the lattice size  $\sim L^2$ . The results presented on the plot are averaged over  $10^4$  samples.

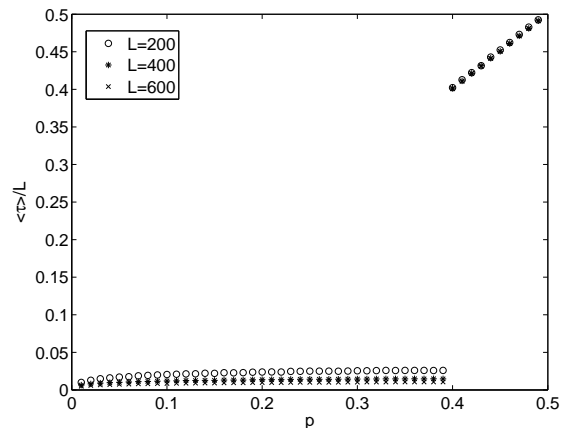


Fig. 7: The mean relaxation times for the outflow dynamics in one dimension for several lattice sizes  $L$ . Initial state consists of  $p$  up-spins and it is completely homogeneous, i.e.  $S_{n/p} = 1$  for  $n = 0, 1, 2, 3, \dots$  (e.g. for  $p = 1/4$  the initial state is  $\uparrow\downarrow\downarrow\uparrow\downarrow\downarrow\uparrow\downarrow\downarrow$ ). Results for original and modified rules are the same. In such a case scaling  $\langle \tau \rangle \sim L^2$  is not valid anymore and for  $p < 0.4$  ( $p > 0.4$ ) the relaxation time does not depend on the lattice size. However, for  $p \in (0.4, 0.6)$  the mean relaxation time scales as  $\langle \tau \rangle \sim L$  and depends linearly on the initial ratio of up-spins  $p$ . The results presented on the plot are averaged over  $10^4$  samples.

finishing this paper the same result was published by Lambiotte and Redner as a special case in the work [19] where a model interpolating the voter, Majority-rule (or Sznajd) and so-called vacillating voter dynamics was investigated, using also the Kirkwood approximation.

In the case of random initial conditions Kirkwood approximation can be justified looking at time evolution of simulated correlation functions. In this case our analytical results can be simplified to eq. (23) and agrees perfectly with simulations on contrary to earlier approaches [12,15]. We have checked also how the Kirkwood approximation works in the case of two types of correlated initial conditions. Although in both cases the Kirkwood approximation cannot be easily justified, surprisingly we obtained perfect agreement with computer simulations.

\*\*\*

This work was supported by the MŠMT of the Czech Republic, grant no. 1P04OCP10.001, and by the Research Program CTS MSM 0021620845.

Katarzyna Sznajd-Weron gratefully acknowledges the financial support in period 2007-2009 of the Polish Ministry of Science and Higher Education through the scientific grant no. N N202 0194 33

REFERENCES

[1] S. Galam, J. Stat. Phys. **61**, 943 (1990).  
 [2] K. Sznajd-Weron and J. Sznajd, Int. J. Mod. Phys. C **11**, 1157 (2000).

[3] P. L. Krapivsky and S. Redner, Phys. Rev. Lett. **90**, 238701 (2003).  
 [4] D. Stauffer, Comput. Phys. Commun. **146**, 93 (2002).  
 [5] B. Schechter, New Scientist **175**, 42 (2002).  
 [6] S. Fortunato and D. Stauffer, in: *Extreme Events in Nature and Society*, edited by S. Albeverio, V. Jentsch and H. Kantz, (Springer, Berlin, 2005).  
 [7] K. Sznajd-Weron, Acta Physica Polonica B **36**, 2537 (2005).  
 [8] C. Castellano, S. Fortunato and V. Loreto, arXiv:0710.3256v1.  
 [9] M. Mobilia M. and S. Redner, Phys. Rev. E **68**, 046106 (2003).  
 [10] R. Lambiotte and S. Redner, J. Stat. Mech. L10001 (2007).  
 [11] F. Slanina and H. Lavicka, Eur. Phys. J. B **35**, 279 (2003).  
 [12] S. Galam, Europhys. Lett., **70**, 705 (2005).  
 [13] D. Stauffer, A.O. Sousa, M. De Oliveira, Int. J. Mod. Phys. C **11** 1239 (2000).  
 [14] K. Sznajd-Weron, S. Krupa, Phys. Rev. E **74**, 031109 (2006).  
 [15] M.C. Gonzalez, A.O. Sousa and H.J. Herrmann, Eur. Phys. J. B **49**, 253 (2006).  
 [16] T. M. Liggett, *Stochastic interacting systems: contact, voter, and exclusion processes*, (Springer-Verlag, New York, 1999).  
 [17] P. L. Krapivsky, Phys. Rev. A **45**, 1067 (1992).  
 [18] M. Mobilia, A. Petersen, S. Redner, J. Stat. Mech. P08029 (2007).  
 [19] R. Lambiotte and S. Redner, arXiv:0712.0364v2 (2007).