

# Intermediate long X-ray bursts from the ultra-compact binary candidate SLX 1737-282

M. Falanga,<sup>1,2</sup> J. Chenevez,<sup>3</sup> A. Cumming,<sup>4</sup> E. Kuulkers,<sup>5</sup> G. Trap,<sup>1,6</sup> A. Goldwurm,<sup>1,6</sup>

<sup>1</sup> CEA Saclay, DSM/DAPNIA/Service d'Astrophysique (CNRS FRE 2591), 91191, Gif sur Yvette, France e-mail: mfalanga@cea.fr

<sup>2</sup> AIM - Unité Mixte de Recherche CEA - CNRS - Université Paris 7, Paris, France

<sup>3</sup> National Space Institute, Technical University of Denmark, Juliane Maries Vej 30, 2100 Copenhagen, Denmark

<sup>4</sup> Physics Department, McGill University, 3600 rue University, Montreal QC, H3A 2T8, Canada

<sup>5</sup> ISOC, ESA/ESAC, Urb. Villafranca del Castillo, P.O. Box 50727, E-28080 Madrid, Spain

<sup>6</sup> Université Paris Diderot-Paris 7 et Observatoire de Paris, Laboratoire APC, Paris, France

Preprint online version: November 4, 2018

## ABSTRACT

**Aims.** The low persistent flux X-ray burster source SLX 1737-282 is classified as an ultra-compact binary candidate. We compare the data on SLX 1737-282 with the other similar objects and attempt to derive constraints on the physical processes responsible for the formation of intermediate long bursts.

**Methods.** Up to now only four bursts, all with duration between  $\simeq 15 - 30$  minutes, have been recorded for SLX 1737-282. The properties of three of these intermediate long X-ray bursts observed by *INTEGRAL* are investigated and compared to other burster sources. The broadband spectrum of the persistent emission in the 3–100 keV energy band is studied with the *INTEGRAL* data.

**Results.** The persistent emission is measured to be 0.5% Eddington luminosity. From the photospheric radius expansion observed during at least one burst we derive the source distance at 7.3 kpc assuming a pure helium atmosphere. The observed intermediate long burst properties from SLX 1737-282 are consistent with helium ignition at the column depth of  $5-8 \times 10^9 \text{ g cm}^{-2}$  and a burst energy release of  $\sim 10^{41}$  erg. The apparent recurrence time of  $\simeq 86$  days between the intermediate long bursts from SLX 1737-282 suggests a regime of unstable burning of a thick, pure helium layer slowly accreted from a helium donor star.

**Key words.** binaries: close – stars: individual: SLX 1737-282 – stars: neutron – X-rays: bursts

## 1. Introduction

Since the first complete Galactic plane scan by Uhuru in the 70's, X-ray missions have revealed that most neutron star low-mass X-ray binary (LMXB) systems exhibit type I X-ray bursts (Liu, van Paradijs & van den Heuvel, 2007). Type I bursts are thermonuclear explosions on the surface of accreting neutron stars (NS) triggered by unstable hydrogen or helium burning. They are typically characterized by a fast rise time of  $\sim 1$  s, exponential-like decays with durations ranging from seconds to minutes, and recurrence times from a few hours to days (see, e.g., Lewin, van Paradijs & Taam, 1993; Strohmayer & Bildsten, 2006, for reviews). Several thousand bursts have been observed to date (see, e.g., Cornelisse et al., 2003; Galloway et al., 2006; Chelovekov, Grebenev & Sunyaev, 2006).

Only on a few occasions, for 10% of the bursters, type I X-ray bursts have shown decay times ranging between ten and a few tens of minutes (e.g., Swank et al., 1977; Hoffman et al., 1978; Kuulkers et al., 2002; in 't Zand et al., 2002; Molkov et al., 2005; in 't Zand et al., 2005; Chenevez et al., 2006, 2007). Such intermediate long bursts have durations and energy releases ( $\sim 10^{41}$  erg), intermediate between usual type

I X-ray bursts, and so-called superbursts lasting more than an hour (e.g., Kuulkers, 2004). Fifteen superbursts have been detected from ten sources to date (Kuulkers, 2004; in 't Zand et al., 2004; Remillard & Morgan, 2005; Kuulkers, 2005; Keek et al., 2007, and references therein). It is thought that unstable carbon burning (Woosley & Taam, 1976; Strohmayer & Brown, 2002) in an ocean of heavy nuclei (Cumming & Bildsten, 2001), possibly combined with photo-disintegration-triggered nuclear energy release (Schatz, Bildsten & Cumming, 2003), is responsible for most superbursts.

The mechanisms driving the intermediate long bursters at very low persistent luminosity have been the subject of recent investigations (Peng et al., 2007; Cooper & Narayan, 2007), suggesting that thermally-unstable hydrogen ignition results in sporadic energetic helium bursts in a mixed hydrogen and helium environment. However, intermediate long helium bursts have also been proposed to be observed at low pure helium accretion rates (e.g., in 't Zand et al., 2005, 2007; Cumming et al., 2006).

The estimated fraction of intermediate long bursts or superbursts among the whole type I burst population is only 0.3–0.4%. This shows that intermediate long bursts are very scarce events. In this paper, we report the identification of three additional intermediate long bursts from SLX 1737-

282. As far as we know, this makes SLX 1737-282 the only burster source, which exclusively exhibits intermediate long bursts (four bursts all longer than 15 minutes observed so far, see in 't Zand et al. (2002) for the first observed burst for this source, and Sguera et al. (2007a) for the last reported burst). The present analysis concentrates on the properties of the three intermediate long bursts observed with *INTEGRAL*. We compare the observed intermediate long bursts with different burst types.

### 1.1. The source SLX 1737-282

Skinner et al. (1987) discovered SLX 1737-282 in 1985 with the *Spacelab-2* observatory as a low persistent X-ray emission source in the energy range 3 – 30 keV. Since then, this source has been observed serendipitously during monitoring programs of the Galactic center by different X-ray observatories at the flux level of  $(5 - 10) \times 10^{-11}$  erg cm $^{-2}$  s $^{-1}$  (Skinner et al., 1987; Sakano et al., 2002; in 't Zand et al., 2002; Tomsick et al., 2007). The most accurate position of the source has been provided by *Chandra* at  $\alpha_{J2000} = 17^{\text{h}}40^{\text{m}}42^{\text{s}}.83$  and  $\delta_{J2000} = -28^{\circ}18'08''.4$  with an estimated accuracy of 0''.6 (Tomsick et al., 2007).

From its spectral analysis and flux variability the system SLX 1737-282 was more likely classified as a low-mass X-ray binary (Sakano et al., 2002). On March 17, 2000, the discovery of a  $\approx 15$  min intermediate long type I X-ray burst, with the Wide Field Camera onboard the *BeppoSAX* observatory, led to the classification of SLX 1737-282 as a NS low-mass X-ray binary system (in 't Zand et al., 2002). The source distance was estimated to be between 5 and 8 kpc from the burst peak flux during the radius expansion of about  $6 \times 10^{-8}$  erg cm $^{-2}$  s $^{-1}$  (in 't Zand et al., 2002).

The burst detected with *BeppoSAX* remained the only one known from this system until the launch of the *INTEGRAL* satellite. A large exposure time spent by *INTEGRAL* on observations of the Galactic center region allowed us to detect three additional intermediate long bursts from SLX 1737-282. All three bursts had a duration of around 20–30 minutes. Here we study these additional intermediate long bursts.

## 2. Data Analysis and results

Three intermediate long bursts have been observed by *INTEGRAL*/JEM-X and IBIS/ISGRI cameras (Winkler et al., 2003; Lund et al., 2003; Ubertini et al., 2003; Lebrun et al., 2003), on March 9, 2004 (burst 1), April 11, 2005 (burst 2) and April 2, 2007 (burst 3), respectively. Bursts 2 and 3 were also detected with the *INTEGRAL* Burst Alert System (IBAS) software (Mereghetti et al., 2003), which is dedicated to the real-time discovery and localization of gamma-ray bursts, transient X-ray sources, and bursts in the IBIS/ISGRI data stream. One of IBAS operation modes, running on the 15–40 keV energy interval and 10 s timescale, is particularly well suited to detecting type I X-ray bursts. Typically, the bursts are localized with a  $\sim 3'$  uncertainty.

We performed the data reduction with the standard Offline Science Analysis (OSA) software version 7.0. When performing analysis on a list of events collected by a coded mask telescope it is convenient, to increase the signal to noise ratio for a given source, to select events that were

recorded by the parts of the detector illuminated by that source through the transparent elements of the mask. For weak sources it has been found that the best results are obtained when selection includes also partially-illuminated detector pixels with an illumination fraction higher than about 0.4-0.5. Light curves and spectra must also be corrected for off-axis efficiency reduction due to partial modulation and variation of mask hole opacity with incidence angle, using the appropriate correction factor computed for the given source (Goldwurm et al., 2003).

The off-axis corrected burst light curves are based on events selected according to the detector illumination pattern for SLX 1737-282; for ISGRI we used an illumination threshold of 0.4 for the energy range 20–60 keV, for JEM-X we used the source events in the 3–20 keV energy range. For the persistent spectral analysis, we extracted the *INTEGRAL* data for all pointings within 5° (JEM-X) and 9° (ISGRI) of the source position for a total effective exposure of about 2.3 Ms and 4 Ms, respectively (March 2003 to October 2006 and from the April 2007 Galactic center observation).

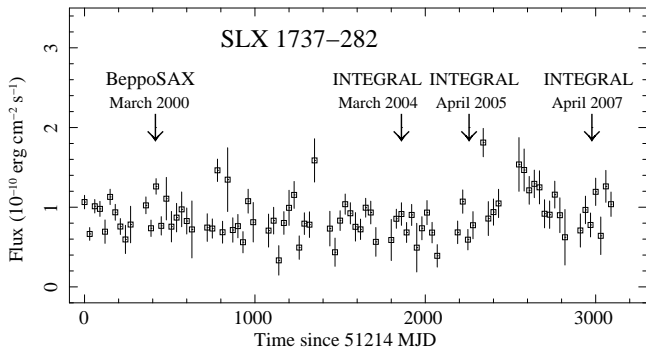
Since the source is not detected in single pointings it was necessary to increase the sensitivity by combining the observations to accumulate as much exposure time as possible. Therefore, to study the weak persistent X-ray emission (see Sec. 2.1), we derived the JEM-X and ISGRI spectra from total mosaic images in four energy bands for JEM-X (3–20 keV) and five energy bands for ISGRI (20–100 keV). We applied a systematic error of 3% to combined JEM-X and ISGRI spectrum, which corresponds to the current uncertainties in the response matrices. All uncertainties in the spectral parameters are given at a 90% confidence level for single parameters.

### 2.1. Persistent emission

In Fig. 1 we plot the 2–10 keV persistent emission for SLX 1737-282 obtained with *RXTE* bulge observations<sup>1</sup> (Swank & Markwardt, 2001), which shows that the source is a weak persistent X-ray source. Since the persistent emission of SLX 1737-282 is more or less stable over the whole available data set, its average broadband spectrum has been obtained by combining the JEM-X (3–20 keV) and IBIS/ISGRI (20–100 keV) observations. Note that neither JEM-X nor ISGRI detected the persistent emission 10 ks before and after the burst intervals. The energy range covered by JEM-X does not allow us to constrain the interstellar hydrogen column density,  $N_{\text{H}}$ . We fixed in all our spectral fits  $N_{\text{H}}$  to  $1.9 \times 10^{22}$  cm $^{-2}$ , the value found from *BeppoSAX* and *ASCA* (in 't Zand et al., 2002).

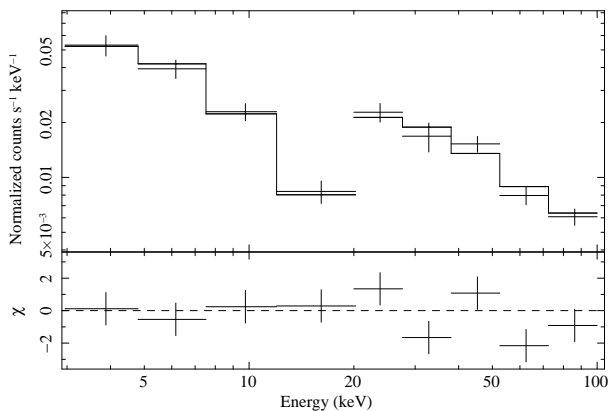
The joined JEM-X/ISGRI 3–100 keV broadband spectrum is best fitted with a photoelectrically-absorbed power-law model, with  $\chi^2/\text{d.o.f.} = 8.5/7$ , and a photon index  $\Gamma = 2.1 \pm 0.1$ . The 3–100 keV unabsorbed flux is  $(1.3 \pm 0.15) \times 10^{-10}$  erg cm $^{-2}$  s $^{-1}$ , which extrapolated in the 0.1–100 keV band is found to be  $(3.0 \pm 0.45) \times 10^{-10}$  erg cm $^{-2}$  s $^{-1}$ . A multiplicative factor was included in the fit to take account of the uncertainty in the cross-calibration of the instruments. The factor was fixed at 1 for the JEM-X data and the normalizations of the ISGRI data were found

<sup>1</sup> <http://lheawww.gsfc.nasa.gov/users/craigmg/galscan/main.html>



**Fig. 1.** *RXTE* bulge observations light curve for SLX 1737-282 averaged over 30-day intervals from February 5, 1999 to August 12, 2007. The *RXTE*/PCA count rate has been converted into flux using the 2–10 keV band Crab flux of  $1.2 \times 10^{-10}$  erg cm $^{-2}$  s $^{-1}$  for 60 cts s $^{-1}$  per 5 PCUs (in ‘t Zand et al., 2002). The times of the first burst, *BeppoSAX* observation, and the last three bursts, this work, are indicated.

within  $1.2 \pm 0.1$ . The best fit on the count rate spectrum and the residuals from this fit are shown in Fig. 2.



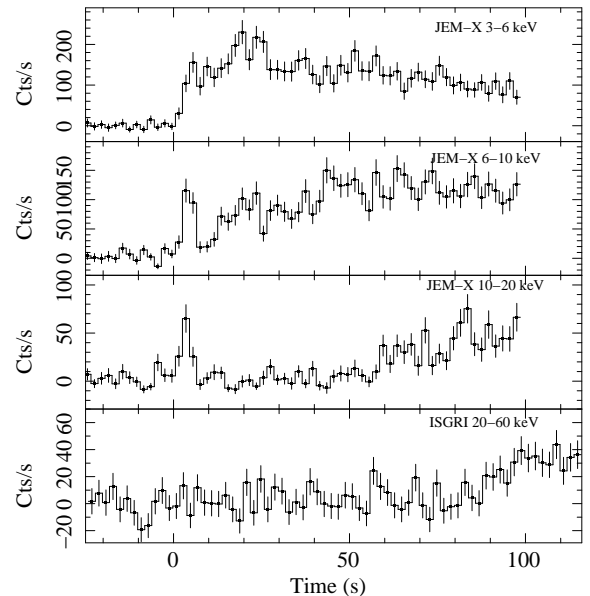
**Fig. 2.** *INTEGRAL*/JEM-X (3–20 keV) and IBIS/ISGRI (20–100 keV) averaged spectrum of SLX 1737-282 persistent emission. The best fit is obtained with a simple absorbed power-law model. The upper panel shows the data and the best fit model, whereas in the lower panel we plot the residuals from this fit.

## 2.2. Burst light curves

In Fig. 3, we show the JEM-X 3–20 keV (upper panels) and ISGRI 20–60 keV (lower panels) light curves for bursts 1, 2, and 3, respectively. Bursts 1 and 2 (see Fig. 3) were each observed over two consecutive stable pointings with a 2 minute slew in between, during which no data are available. Note that burst 1 was  $4.9^\circ$  off-axis during the first pointing, therefore for JEM-X the errors on the light curve are a factor  $\sim 2$  higher compared to burst 2 and 3. Figure 4 shows that burst 2 started with a short burst-like soft event (“precursor”) that lasted  $\sim 6$  s, and which was more powerful in the soft energy bands. After the precursor, at higher energies, the source returned to the persistent flux level. Such behavior is typical for bursts with an extreme photospheric radius expansion and can be interpreted in terms of

cooling of the NS photosphere during its expansion. After this event, the source’s flux rose again to maximum, depending on the energy bands: a relatively quick increase of the intensity was first observed at low energies and then became gradually visible at higher energies. This can also be seen between JEM-X and ISGRI light curves on Fig. 3. Such behavior reflects a strong change in the hardness and is also typical for bursts with photospheric radius expansion (see, e.g., Lewin, van Paradijs & Taam, 1993).

The start time for each burst was determined when the intensity rose to 10% of the peak above the persistent intensity level. The rise time is defined as the time between the start of the burst and the time at which the intensity reached 90% of the peak burst intensity. For all three bursts it was  $2 \pm 1$  s; the e-folding decay time, determined over the time after the plateau, was  $\tau = 298 \pm 22$  s,  $\tau = 321 \pm 10$  s, and  $\tau = 270 \pm 14$  s, respectively for bursts 1, 2, and 3. The total duration, i.e., from the burst start time back to the persistent flux level in the 3–20 keV band was 25, 30, and 20 minutes, respectively.

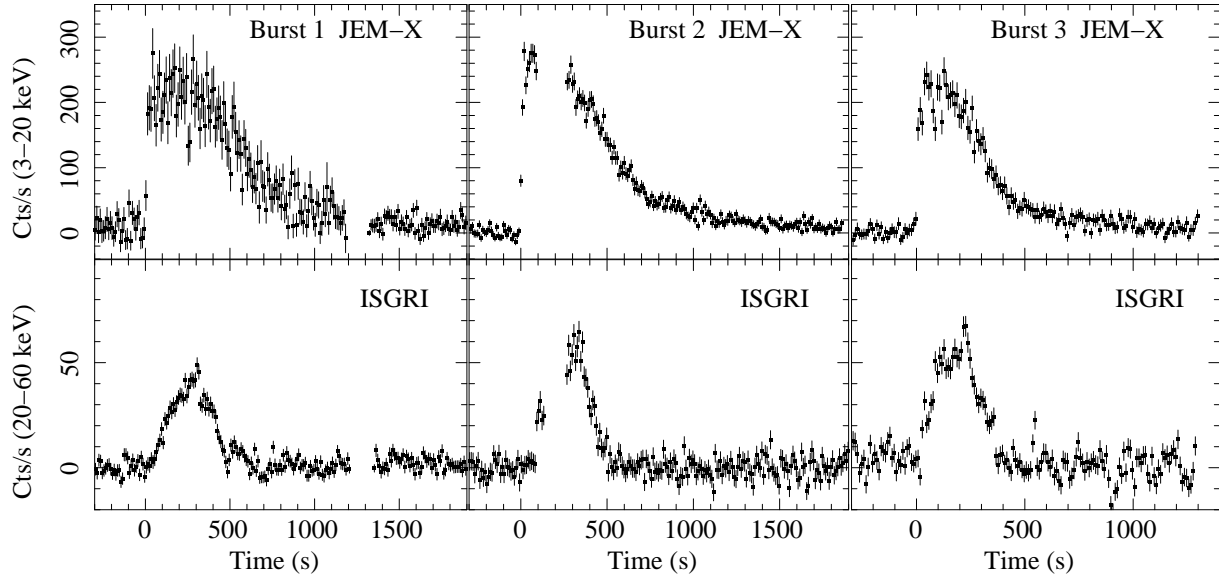


**Fig. 4.** Temporal profile of burst 2 (see Fig. 3) measured with JEM-X and ISGRI at different energy bands. At  $T_0$  a soft precursor can be observed at different energy bands. The net light curve are shown with a time bin of 2 s.

## 2.3. X-ray burst spectra

For the spectral analysis of the bursts we used JEM-X/ISGRI data in the 3–20 keV and 20–60 keV bands, respectively. We performed time-resolved spectral analysis. The net burst spectra are well fitted by a simple BB model. The bolometric luminosity, the inferred BB temperature,  $kT_{bb}$ , and apparent BB radius,  $R_{bb}$ , at 7.3 kpc (see Sec. 3.1) are reported in Fig. 5. In Table 1 we report the burst parameters.

The bursts fluence are obtained from the bolometric fluxes,  $F_{bol}$ , extrapolated in the 0.1–100 keV energy range over the respective burst durations. The peak fluxes,  $F_{peak}$ , are derived from the 3–20 keV light curve peak count rates



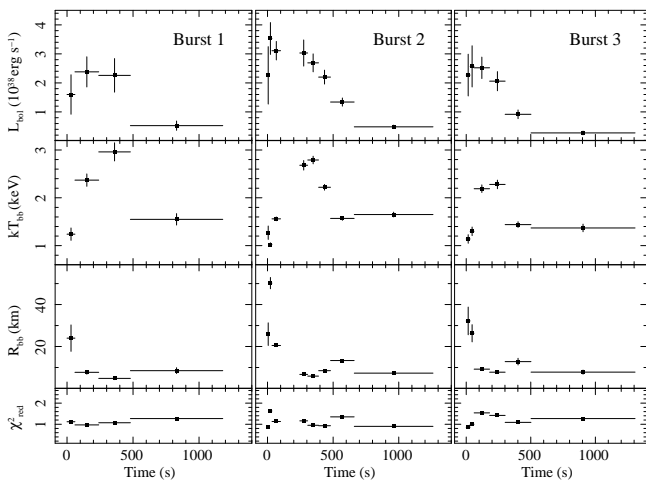
**Fig. 3.** The intermediate long type I X-ray bursts detected from SLX 1737-282 on March 9, 2004 (burst 1); April 11, 2005 (burst 2); and April 2, 2007 (burst 3), respectively. The time  $T_0$ 's expressed in UTC corresponds to  $17^{\text{h}}18^{\text{m}}49^{\text{s}}$ ,  $08^{\text{h}}10^{\text{m}}28^{\text{s}}$ , and  $05^{\text{h}}57^{\text{m}}8^{\text{s}}$ , respectively. The JEM-X (3–20 keV) and ISGRI (20–60 keV) net light curve (background subtracted) are shown with a time bin of 10 s. The data gap, in bursts 1 and 2, is due to a two-minute slew interval between two *INTEGRAL* stable pointings.

with 2 s time resolution and renormalized for the bolometric energy range.

**Table 1.** Burst parameters.

	Burst 1	Burst 2	Burst 3
$F_{\text{peak}}^a$ ( $10^{-8}$ erg $\text{cm}^{-2}$ $\text{s}^{-1}$ )	$4.0 \pm 0.8$	$6.0 \pm 0.5$	$5.7 \pm 0.5$
$f_b^b$ ( $10^{-5}$ erg $\text{cm}^{-2}$ )	$1.1 \pm 0.03$	$1.94 \pm 0.02$	$1.6 \pm 0.02$
$\tau \equiv f_b/F_{\text{peak}}$ (sec)	$275 \pm 55$	$323 \pm 27$	$281 \pm 25$
$\gamma \equiv F_{\text{pers}}^c/F_{\text{peak}}$ ( $10^{-3}$ )	$7.5 \pm 2$	$5.0 \pm 0.8$	$5.3 \pm 0.9$

<sup>a</sup> Unabsorbed flux (0.1–100 keV). <sup>b</sup> Fluence. <sup>c</sup> Using the unabsorbed persistent flux  $F_{\text{pers}} = (3 \pm 0.45) \times 10^{-10}$  erg  $\text{cm}^{-2}$   $\text{s}^{-1}$  (0.1–100 keV).



**Fig. 5.** The spectral evolution measured by JEM-X and ISGRI during bursts 2 and 3, respectively; bolometric luminosity at 7.3 kpc (assuming a helium burst), radius of the photosphere and its temperature during the bursts are obtained using the BB model for the spectral fit.  $\chi_{\text{red}}^2$  values are shown in the bottom.

### 3. Discussion

#### 3.1. Bursts, persistent flux, and source distance

The present bursts are well described by a simple BB model representing the thermal emission from the NS surface, which is a common observed property of type I X-ray bursts (see, e.g., Galloway et al., 2006).

The light curve and spectral analysis of burst 2 show evidence for photospheric radius expansion indicating that its bolometric peak luminosity reached the Eddington limit. Assuming the Eddington luminosity for a helium burst,  $L_{\text{Edd}} \approx 3.8 \times 10^{38}$  ergs $^{-1}$ , as empirically derived by Kuulkers et al. (2003), we calculate the source distance to be 7.3 kpc. For comparison, the theoretical value (e.g., Lewin, van Paradijs & Taam, 1993), assuming a helium atmosphere and canonical NS parameters (1.4 solar mass and radius of 10 km), leads to a source distance of 6.4 kpc. However, throughout the paper we use the 7.3 kpc observably derived source distance. This value is in the range 5–8 kpc inferred with the 2000 burst assuming an hydrogen or helium burst, respectively (in 't Zand et al., 2002).

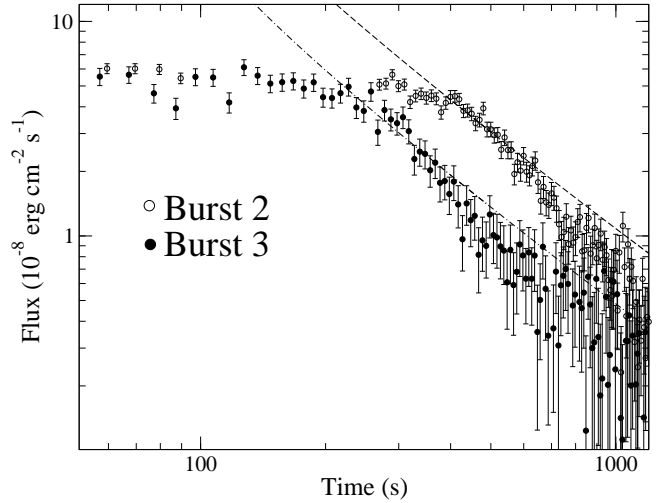
The best fit to the broadband 3–100 keV persistent emission spectrum of SLX 1737-282 required a simple power-law model with a  $\Gamma \sim 2.1$ . This spectral characteristic is similar to those observed in the low/hard state of LMXB (see, e.g., Barret et al., 2000; Falanga et al., 2006). Assuming a distance of 7.3 kpc in the direction of the Galactic center for SLX 1737-282, the estimated persistent unabsorbed flux between 0.1–100 keV,  $F_{\text{pers}} \approx 3 \times$

$10^{-10}$  erg cm $^{-2}$  s $^{-1}$ , translates to a bolometric luminosity  $L_{\text{pers}} \approx 1.9 \times 10^{36}$  erg s $^{-1}$  or  $\approx 0.5\% L_{\text{Edd}}$ . This value is consistent with the value reported by in 't Zand et al. (2002) and the fact that during the *INTEGRAL* observation the source flux slightly increased (see Fig. 1). This makes SLX 1737-282 another member of the class of bursters with low persistent emission (see, e.g., Cocchi et al., 2001; Cornelisse et al., 2004, and references therein). The mass accretion rate per unit area of the persistent emission, given by  $L_{\text{pers}} \eta^{-1} c^{-2} / A_{\text{acc}}$  (where  $A_{\text{acc}} = 4\pi R_{\text{NS}}^2$  and  $\eta \simeq 0.2$  is the accretion efficiency for a  $1.4 M_{\odot}$  and 10 km radius NS), is  $\dot{m} = 840$  g cm $^{-2}$  s $^{-1}$ . Since the *RXTE* light curve does not indicate strong differences in the persistent flux of the source at the time of the four bursts, we are not able to comment on the exact accretion state at any time. We assume, therefore, that the bursts occurred at about the same accretion rate.

### 3.2. Recurrence time of the bursts

Up to now only four intermediate long bursts, all similar and longer than 15 minutes, have been observed from the low persistent LMXB SLX 1737-282 (see Table 2). The frequency of the bursts observed with *INTEGRAL*, i.e., the total exposure time of  $\approx 22.3$  Ms for SLX 1737-282 divided by three, (the number of observed bursts), gives 86 days. Bursts 1 and 2 have the lowest and highest total energy release:  $E_{b,1} \simeq 0.7 \times 10^{41}$  erg and  $E_{b,2} \simeq 1.23 \times 10^{41}$  erg, respectively (at 7.3 kpc distance). This corresponds to an ignition column  $y = E_b(1+z)/4\pi R_{\text{NS}}^2 Q_{\text{nuc}}$ , ranging between  $y_{1,2} \approx 1.7 - 2.9 \times 10^9$  g cm $^{-2}$  for burning hydrogen with abundance  $X=0.7$ , and  $y_{1,2} \approx 4.6 - 8.0 \times 10^9$  g cm $^{-2}$  for  $X=0$  (pure helium); here  $Q_{\text{nuc}} = 1.6 + 4X$  MeV nucleon $^{-1}$  is the nuclear energy release for a given average hydrogen fraction at ignition  $X$ , and  $z = 0.31$  is the appropriate gravitational redshift at the surface of a  $1.4 M_{\odot}$  and  $R = 10$  km NS. Using the relation  $\Delta t_{\text{rec}} = y_{1,2}(1+z)/\dot{m}$  a burst recurrence time of  $\approx 31 - 52$  days is expected for  $X=0.7$ , and  $\Delta t_{\text{rec}} \approx 83 - 144$  days for pure helium burning. These values are also within the recurrence time range proposed by in 't Zand et al. (2007). The apparent recurrence time derived from our *INTEGRAL* observations is, therefore, more consistent with a pure helium burning regime. At this quite low accretion rate, hydrogen ignition would otherwise be likely (see, e.g., Boirin et al., 2007). However, observation of photospheric radius expansion is evidence for He-burning. We can also calculate the ratio of the total energy emitted in the persistent flux to that emitted in the burst  $\alpha = (F_{\text{pers}}/f_b)\Delta t_{\text{rec}} = (\gamma/\tau)\Delta t_{\text{rec}} = 115 - 203$  for  $\Delta t_{\text{rec}} = 86$  days and  $F_{\text{pers}} = 3 \times 10^{-10}$  erg cm $^{-2}$  s $^{-1}$  and  $f_b$  between  $1.1 - 1.94 \times 10^{-5}$  erg cm $^{-2}$ . Assuming again that all the accreted fuel is burned during the burst, the calculated  $\alpha$ -value from the measurable quantities is consistent with a helium burst for  $\alpha = 44 M_{1.4M_{\odot}} R_{10\text{km}}^{-1} (Q_{\text{nuc}}/4.4\text{MeV/nucleon})^{-1} = 121$ . Also in this case, a possible explanation for such an intermediate long bursting only system could be pure He burning resulting from the long accumulation of He at low accretion rate, possibly from a pure He donor companion (Cumming et al., 2006).

The burst light curves are consistent with an ignition column depth of  $7 \times 10^9$  g cm $^{-2}$ . Figure 6 compares the burst light curves with the cooling model of



**Fig. 6.** Comparison of the observed decay of the bolometric black body flux (open circle burst 2 and circle burst 3) with a theoretical model (Cumming & Macbeth, 2004) for the cooling rate of a column of depth  $7 \times 10^9$  g cm $^{-2}$  and a nuclear energy release of  $1.6 \times 10^{18}$  erg g $^{-1}$ , which is expected for helium burning to iron. The model is shown in dashed and dot-dashed curve for bursts 2 and 3, respectively.

Cumming & Macbeth (2004) in which an energy of  $1.6 \times 10^{18}$  erg g $^{-1}$  is deposited throughout a column of  $7 \times 10^9$  g cm $^{-2}$ , followed by the cooling of the layer. The models are not valid for the Eddington limited part of the bursts, since they do not include the effects of radius expansion, and, therefore, allow super-Eddington luminosities. However, at late times, the models predict that the flux should decay as a power-law in time. Indeed, Fig. 6 shows that for times  $\gtrsim 300$  and  $\gtrsim 400$  seconds, following the start of burst 2 and 3, respectively, the observed decay is a power-law. The power-law fit is statistically preferred over an exponential fit by factor 1.1 and 1.5 in the  $\chi_{\text{red}}^2$  for burst 2 and 3, respectively. The fitted power-law indices for bursts 2 and 3 are  $-2.16 \pm 0.18$ . This is a steeper decay than in the models, which have  $F_{\text{Model}} \propto t^{-1.55}$  at late times. Further investigation is needed, but this may reflect a different dependence of the conductivity on depth, or a different initial temperature profile than assumed in the models. In Fig. 6, we have adjusted the normalization of the light curves in each case to match the observed decay. The difference in normalization factors is 2.2. Another way to explain the different decays is that the column depths of the two bursts are different, since the time at which the light curves turn over into the power-law decay depends directly on the thickness of the layer (Cumming & Macbeth, 2004). In that case, burst 3 may have an ignition depth of about a factor of two smaller than burst 2.

### 3.3. Intermediate long bursts: nuclear burning scenarios

For a given source, the duration of the bursts depends upon the nature of the donor star and the recurrence time between the different bursts, i.e. the composition of the accreted fuel and its amount. For the high persistent sources the intermediate long bursts may be produced either by the unstable burning of a large pile of mixed hydrogen and he-

**Table 2.** Properties of the most powerful intermediate long bursts.

source	SLX1737-282		SLX 1735-269		2S 0918-549	IGR J17254-3257	GX 3+1	GX 17+2	4U 1708-23	
instrument	WFC	JEM-X		JEM-X	WFC	JEM-X	JEM-X	PCA	SAS-3	
precursor burst	no	no	yes	no	yes	no	no	no	yes	
duration (min)	15	25	30	20	33	40	15	30	15–30	25
$\tau_{\text{rise}}$ (sec)	1	2	2	2	100	1	20	1.3	0.4–1.3	20
$\tau_{\text{exp}}$ (min)	10	5.0	5.4	4.5	10	3.9	3.7	10.8	3.2–8.3	5.5
$kT_{\text{max}}$ (keV)	3.0	3.0	2.8	2.3	2.9	3.0	1.6	2.3	1.8–2.4	2.5
$L_{\text{peak}}^a$ ( $10^{38}$ erg s $^{-1}$ )	3.8	2.5	3.8	3.6	5.1	3.5	0.9	0.8	1.6–2.0	3.0
$E_b$ ( $10^{40}$ erg)	19	7	12	10	20	9	2.0	2.1	5.1–7.9	9.7
$\tau \equiv E_b/L_{\text{peak}}$ (min)	8.4	4.7	5.4	4.7	6.5	4.3	3.6	4.4	5.3–6.6	5.4
$L_{\text{pers}}^b$ (% $L_{\text{Edd}}$ )	0.4	0.5	0.5	0.5	1.0	0.6	0.2	6.0	75–80	0.3
distance (kpc)	8	7.3	7.3	7.3	8.5	5.4	8	5	10	6
references	[1]	[2]	[2]	[2]	[3]	[4]	[5]	[6]	[7,8,9]	[10]

<sup>a</sup> Unabsorbed bolometric peak (black-body) luminosity.

<sup>b</sup> We used the bolometric unabsorbed flux from spectral fits; the observed maximum flux during radius-expansion bursts

1. in 't Zand et al. (2002), 2. this work 3. Molkov et al. (2005), (see also Suzuki & Kawai, 2005; Sguera et al., 2007b), 4. in 't Zand et al. (2005), 5. Chenevez et al. (2007), 6. Chenevez et al. (2006), 7. Tawara et al (1984), 8. Kuulkers et al. (2002), 9. Galloway et al. (2006), 10. Hoffman et al. (1978)

lium, where the beta decay of the CNO cycle and rp-process is responsible for the long duration of the bursts, or from the ignition of a thick pure helium layer accumulated by the steady burning of hydrogen into helium. In the case of intermediate long bursts from low persistent bursters, they may be produced directly by the slow accretion from a pure helium donor star (Cumming et al., 2006) or if a series of weak hydrogen flashes generates a massive layer of helium that eventually ignites in an energetic pure helium flash (Peng et al., 2007; Cooper & Narayan, 2007).

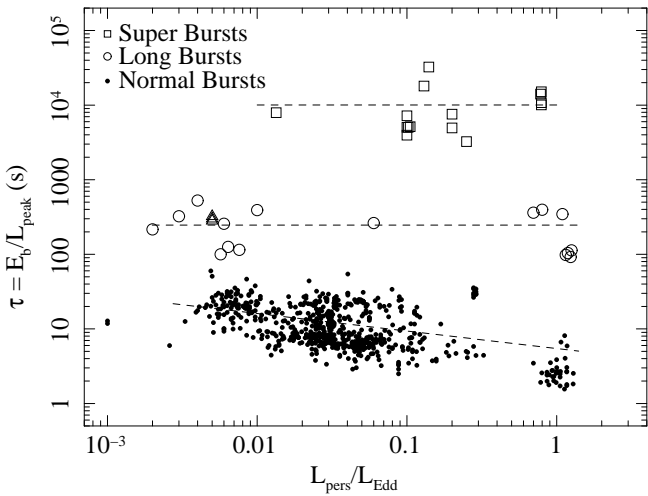
The low-persistent source SLX 1737-282 is most likely an ultra-compact X-ray binary system with a helium donor star (see in 't Zand et al., 2007, and Sec. 3.5). In this picture, the intermediate long bursts from SLX 1737-282 could be associated with the pure helium flash regime accreted from a helium donor star (Cumming et al., 2006). Also, the observed burst properties from SLX 1737-282 are consistent with pure helium ignition at the column depth of  $\approx 5 - 8 \times 10^9$  g cm $^{-2}$ , leading to a burst energy release of  $10^{41}$  erg and a recurrence time of  $\approx 130$  days at 0.5% Eddington luminosity. To get ignition of helium at a depth  $\approx 5 - 8 \times 10^9$  g cm $^{-2}$  requires that the heat flux from deeper in the star (which heats the accumulating helium layer) is equivalent to approximately 1 MeV/nucleon at 1% Eddington accretion rate (Cumming et al., 2006). Figures 18 and 19 in Cumming et al. (2006) show that this is exactly what we expect for models with slow modified URCA-like cooling in the NS core. Including our recurrence time of SLX 1737-282 on those figures would suggest a hot rather than a cold neutron star core.

The composition of the accreted material in intermediate long burst sources also showing short bursts may not necessarily be pure helium (in 't Zand et al., 2007; Chenevez et al., 2007). The presence of some hydrogen may indeed explain the differences that distinguish the short from intermediate long bursts. If a burster source exhibits both intermediate long bursts and short bursts, then a fine tuning of the accretion rate between the two regimes could be at work near the value where the accumulating hydrogen transitions from unstable burning at low accretion rates to stable burning (via the Hot CNO cycle) at higher accretion rates (e.g., Strohmayer & Bildsten, 2006). When stable,

the hydrogen burning steadily accumulates a thick helium shell that eventually ignites. Pure helium bursts of such thick columns lead to intermediate long burst durations (e.g., Cumming et al., 2006; Peng et al., 2007). Moreover, Cumming & Bildsten (2000) showed that for pure helium ignition, the ignition column is very sensitive to the accretion rate. In particular, the transition to unstable hydrogen burning can be quite sudden, leading to short mixed H/He bursts. As shown by Cooper & Narayan (2007) both energetic pure helium flashes and weak hydrogen flashes may occur near the transition. These weak hydrogen bursts (undetectable because their peak luminosity is lower than the persistent luminosity) contribute to the building of the deep layer of nearly pure helium. Such weak bursts may also trigger the ignition of the helium if its mass is sufficiently large. So, the intermediate long bursts result from the ignition of a large helium pile beneath a steady hydrogen burning shell.

### 3.4. Comparison to other burster sources

The physics of the time dependent type I X-ray bursts is associated with the thermal unstable thermonuclear reactions (e.g., Strohmayer & Bildsten, 2006). Depending on different local accretion rates, the amount of fuel, and the type of nuclear burning, we can distinguish three main burst branches, normal bursts, intermediate long bursts, and superbursts (see Fig. 7). We defined the different bursts type in Fig. 7 as follows: normal bursts are distributed along a power-law fit with index  $\Gamma = -0.24$ ; the intermediate long bursts with a duration of  $\tau = 250$  s and the superbursts with  $\tau = 2.8$  hr. Most of the short bursts are observed at accretion rates between  $0.005 - 0.2 \dot{M}_{\text{Edd}}$  or around the Eddington limit. For the low accretion rates ( $\dot{M} < 0.01 \dot{M}_{\text{Edd}}$ ), these bursts are mixed H/He burning triggered by thermally unstable H ignition. For intermediate accretion rates ( $0.01 \dot{M}_{\text{Edd}} \leq \dot{M} \leq 0.02 - 0.07 \dot{M}_{\text{Edd}}$ ) they are pure He shell ignition after steady H burning, and for high accretion rates ( $0.02 - 0.07 \dot{M}_{\text{Edd}} \leq \dot{M} \approx 1 \dot{M}_{\text{Edd}}$ ) they are H/He burning triggered by thermally unstable He ignition (see, e.g., Strohmayer & Bildsten, 2006, and refer-



**Fig. 7.** Bursts effective durations vs. persistent luminosity for normal bursts (points) observed with *RXTE* (see Galloway et al., 2006), intermediate long bursts (open circle, and triangle for this work; see Table 2 and for the  $\tau \approx 100$  s bursts see Galloway et al., 2006), and Superbursts (open square, see e.g., Kuulkers, 2004; in 't Zand et al., 2004, see also Sect. 3.4).

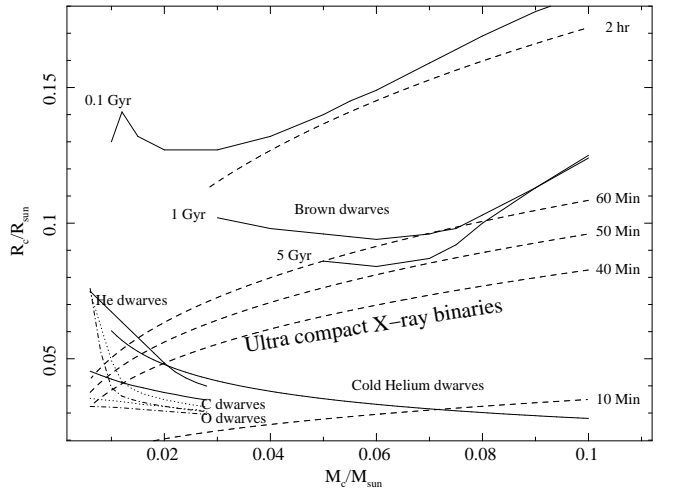
ences therein). Note that in Fig. 7 we also have the relation  $L_{\text{pers}}/L_{\text{Edd}} \simeq \dot{M}_{\text{acc}}/\dot{M}_{\text{Edd}}$ .

All sources showing intermediate long bursts or superbursts also exhibit normal bursts, except SLX 1737-282. So far, the latter has only showed intermediate long bursts. In Table 2, we report the properties of the most powerful and recently studied intermediate long bursts. In Fig. 7, we also added intermediate long bursts with  $\tau \approx 100$  s from the following sources: GRS 1747-312, EXO 0748-676, and GX 17+2 (in 't Zand et al., 2003; Galloway et al., 2006). The burst properties of SLX 1737-282 are similar to the other intermediate long bursts. The intermediate long burst from SLX 1735-269 (Molkov et al., 2005) is the only one showing a remarkably long rise time. This was due to an extended photospheric radius expansion phase with a well separated precursor. Molkov et al. (2005) interpreted the long decay as most probably due to the mixed burning of H/He. However, in 't Zand et al. (2007) suggested this source is an ultra-compact X-ray binary system and, therefore, a pure helium burst cannot be ruled out at this relatively low accretion rate. Note that only the two high accretion rate sources, GX 3+1 and GX 17+2, show all three kinds of bursts, the latter being the only source that shows intermediate long bursts at the Eddington mass accretion rate (most likely resulting from mixed burning of H/He, Chenevez et al., 2006; Galloway et al., 2006; Kuulkers et al., 2002; in 't Zand et al., 2004; Kuulkers, 2002).

The superbursts are observed between  $0.1\text{--}0.3\dot{M}_{\text{Edd}}$  and the intermediate long bursts are observed between  $0.002\text{--}0.01\dot{M}_{\text{Edd}}$ , except again for GX 17+2 at  $\sim 1\dot{M}_{\text{Edd}}$  and GX 3+1 for the peculiar two-phase intermediate long burst at  $\sim 0.06\dot{M}_{\text{Edd}}$  (see Table 2). For Fig. 7, we derived the persistent bolometric luminosity and burst duration for the superbursts 4U 0614+09 (Kuulkers, 2005) and 4U 1608-52 (Remillard & Morgan, 2005) and found  $L_{\text{pers}} \approx 0.013$  and  $0.14L_{\text{Edd}}$  and  $\tau = 0.15 \times 10^{42}/0.2 \times 10^{38} \approx 2.01$  hr and

$\tau = 2 \times 10^{42}/0.6 \times 10^{38} < 9.2$  hr, respectively (see also for 4U 1608-52 Keek et al., 2007). For the first time a superburst, from 4U 0614+09, has been observed at  $\sim 0.01\dot{M}_{\text{Edd}}$  mass accretion rate, which diverges from the current prediction that superbursts with carbon ignition on the hot NS crust require an accretion rate  $> 0.1\dot{M}_{\text{Edd}}$  (see, e.g., Strohmayer & Bildsten, 2006). A consideration of these observations will be presented in Kuulkers (2008). However, one puzzling issue is to understand why some sources undergo the three types of bursts and others only one or two.

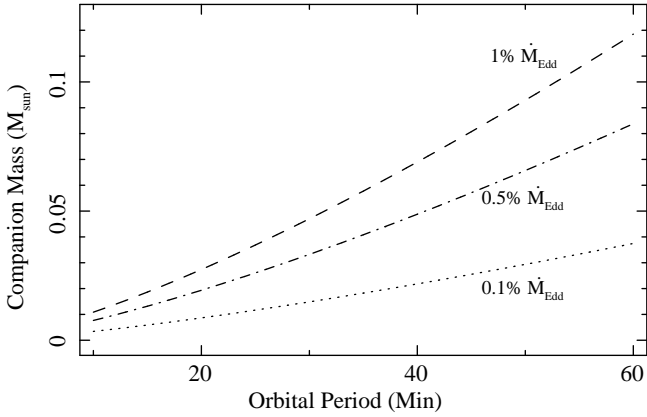
### 3.5. SLX 1737-282 an ultra-compact X-ray binary system



**Fig. 8.** Companion radius  $R_c$  vs. mass  $M_c$  plane, showing the Roche lobe constrains for the ultra-compact X-ray binaries, for  $M_{\text{NS}} = 1.4M_{\odot}$ . The equations of state are shown for brown dwarves (solid line) and cold pure helium dwarves. The brown dwarf models are shown for different ages. The figure also shows the low-mass regime for degenerate dwarf models incorporating different compositions (dot-dash O, dotted C, line He) and low ( $10^4$  K) or high ( $3 \times 10^4$  K) central temperatures (lower and upper curves).

The source SLX 1737-282 has recently been proposed to be an ultra-compact X-ray binary (UCXB) candidate, suggesting a pure He white dwarf donor star. An UCXB with a hydrogen poor donor star can sustain persistently low enough accretion rates, while a mixed hydrogen/helium accretor with low enough accretion rates may not exist since they then turn to be transient (in 't Zand et al., 2007).

To accrete matter persistently, the assumption of a Roche lobe-filling companion (Paczynski, 1971) implies the mass-radius relation,  $R_{\text{lobe}} = R_c = 1.524 \times 10^{-2}(M_c/1M_{\odot})^{1/3}(P_{\text{orb}}/1\text{min})^{2/3}R_{\odot}$ , shown in Fig. 8 for different orbital periods. We divided the orbital periods into two distinct ranges - either around 10–60 -minute for UCXB or  $> 2$  hours. In the orbital period regions of 10–60 minutes, only very low-mass degenerate O, C, or He dwarves can be the donor star. Recent models of low-mass degenerate dwarves have been produced incorporating the effect of different compositions and temperatures (Deloye & Bildsten, 2003). The corresponding  $R_c$  versus  $M_c$  equations of state are also shown in Fig. 8. We are particularly interested in this region to study



**Fig. 9.** Companion mass  $M_c$  vs. orbital period for different mass accretion rates, assuming that the mass transfer for UCXBs is driven by gravitational radiation, i.e.,  $\langle \dot{M} \rangle = \dot{M}_{GR}$ . The companion star mass is calculated for 1%, 0.5%, and 0.1%  $\dot{M}_{Edd}$  mass accretion rates for orbital periods between 10–60 minutes.

the properties of SLX 1737-282 most likely to be a pure He accretor. An additional constraint of the donor star is given by the minimum accretion rate driven by gravitational radiation in a close binary (see Verbunt & van der Heuvel, 1995, for a review). Following Bildsten & Chakrabarty (2001) we can constrain the source companion mass as a function of the mass loss rate due to gravitational radiation, i.e., we set  $0.001 - 0.01\dot{M}_{Edd} = 1.3163 \times 10^{-7} (M_c/0.01M_\odot)^2 (M_{NS}/1.4M_\odot)^{2/3} (P_{orb}/1\text{min})^{-8/3} M_\odot/\text{yr}$  for conservative mass transfer. Note that the source distance is not a free parameter since it is determined from the Eddington luminosity reached during the burst photospheric radius expansion. Figure 8 shows that for mass accretion rates lower than  $0.01\dot{M}_{Edd}$ , a pure helium donor star can be the companion star for a He only bursting source (see also in 't Zand et al., 2005, for evolutionary considerations). The knowledge of the orbital period and mass function of the system could more strongly constrain the companion star and evolution of the system, see, e.g., for the UCXB accreting X-ray millisecond pulsars like XTE J1751-305 (Markwardt et al., 2002) or XTE J1807-294 (Falanga et al., 2005). Given the mass function,  $f(M) = (M_c \sin i)^3 / (M_c + M_{NS})^2$ , an important free parameter is the inclination angle of the system. Assuming an inclination angle of the binary system between the mean value of  $60^\circ$  to a maximum value of  $\sim 85^\circ$  the donor star has to be between 0.005 and 0.03  $M_\odot$ . This requires a low persistent mass accretion rate of  $< 0.01\dot{M}_{Edd}$  as shown in Fig. 9.

In the  $> 2$  hr orbital period regions the donor star can be a hydrogen main-sequence star or a brown dwarf. The superburst sources belong to this region except 4U 1820-303, which has an orbital period of  $\sim 11.5$  minutes. Most likely at variance with the UCXB intermediate long bursters, 4U 1820-303 has a very low inclination angle of between  $30-35^\circ$  and a higher persistent emission, therefore, a more massive donor star, see Figs. 8 and 9. Also, transient accreting millisecond pulsars in this orbital period range, like SAX J1808.4-3658 or HETE J1900.1-2455 show short bursts (Galloway & Cumming, 2006; Falanga et al., 2007). For these sources, the time between bursts was long enough

for hot CNO burning to significantly deplete the accreted hydrogen, so that ignition occurred in a pure helium layer underlying a stable hydrogen burning shell.

## 4. Conclusions

From an observational stand point, SLX 1737-282 is the only source that exclusively exhibits intermediate long bursts lasting about 20-30 minutes. These intermediate long bursts are most likely powered by the burning of a thick He layer. This is a consequence of the low accretion rate coupled most likely with the ultra-compact X-ray binary nature, which is also consistent with the lack of observed soft short bursts for SLX 1737-282. The observed properties of the helium bursts support these conclusions, also requiring  $\simeq 90$  days recurrence time.

*Acknowledgements.* MF acknowledges the French Space Agency (CNES) for financial support. JC acknowledges financial support from ESA-PRODEX, Nr. 90057.

## References

- Barret, D., Olive, J. F., Boirin, L., et al. 2000, ApJ, 533, 329  
 Bildsten, L., & Chakrabarty, D. 2001, ApJ, 557, 292  
 Boirin, L., Keek, L., Mndez, M. et al. 2007, A&A, 465, 559  
 Chelovekov, I. V., Grebenev, S. A. & Sunyaev, R. A. 2006, AstL, 32, 456  
 Chenevez, J., Falanga, M., Brandt, S. et al. 2006, A&A, 449, L5  
 Chenevez, J., Falanga, M., Kuulkers, E. et al. 2007, A&A, 469, L27  
 Cocchi, M., Bazzano, A., NataLucci, L. et al. 2001, A&A, 378, L71  
 Cooper, R., & Narayan, R. 2007, ApJ, 661, 468  
 Cornelisse, R., in 't Zand, J. J. M., Verbunt, F. et al. 2003, A&A, 405, 1033  
 Cornelisse, R., in 't Zand, J. J. M., Kuulkers, E. et al. 2004, Nucl. Phys. B (Proc. Suppl.), 132, 518  
 Cumming, A., & Bildsten, L. 2000, ApJ, 544, 453  
 Cumming, A., & Bildsten, L. 2001, ApJ, 559, L127  
 Cumming, A., & Macbeth, J. 2004, ApJ, 603, L37  
 Cumming, A., Macbeth, J., in 't Zand, J.J.M., Page, D. 2006, ApJ, 646, 429  
 Delye, C. J., & Bildsten, L. ApJ, 2003, ApJ, 598, 1217  
 Falanga M., Bonnet-Bidaud J. M., Poutanen J. et al. 2005, A&A, 444, 15  
 Falanga, M., Götz, D., Goldoni, P., et al. 2006, A&A, 458, 21  
 Falanga, M., Poutanen, J., Bonning, E. W. et al. 2007, A&A, 464, 1069  
 Galloway, D. K. & Cumming, A. 2006, ApJ, 652, 559  
 Galloway, D. K., Muno, M.P., Hartman, J.M, et al. 2006, ApJS, submitted, [arXiv:astro-ph/0608259]  
 Goldwurm A., David P., Foschini L., et al. 2003, A&A, 411, L223  
 Hoffman, J.A., Lewin, W. H. G., Doty, J., et al. 1978, ApJ, 221, L57  
 in 't Zand J. J. M., Verbunt, F., Kuulkers, E., et al. 2002, A&A, 389, L43  
 in 't Zand J. J. M., Strohmayer T. E., Markwardt C. B., Swank J. 2003, A&A, 409, 659  
 in't Zand, J. J. M., Cornelisse, R. & Cumming, A. A&A, 2004, 426, 257  
 in 't Zand, J. J. M., et al. 2005, A&A, 441, 675  
 in 't Zand, J. J. M., Jonker, P. G., & Markwardt, C. B. 2007, A&A, 465, 953  
 Keek, L., in 't Zand, J. J. M., Kuulkers, E., et al. 2007, A&A, to be published, [arXiv:0711.4207]  
 Kuulkers, E. et al. 2008, in preparation  
 Kuulkers, E. 2002, A&A, 356, L5  
 Kuulkers, E., Homan, J., van der Klis, M., et al. 2002, A&A, 382, 947  
 Kuulkers, E., et al. 2003, A&A, 399, 663  
 Kuulkers, E. 2004, Nucl. Phys. B 132, 466  
 Kuulkers E., 2005, Astr. Tel 483  
 Lebrun, F., Leray, J.-P., Lavocate, Ph., et al. 2003, A&A, 411, L141  
 Levine, A. M., Bradt, H., & Cui, W. 1996, ApJ, 469, L33  
 Lewin, W. H. G. L., van Paradijs, J. & Taam, R. 1993, Space Science Reviews, 62, 223



- Liu Q. Z., van Paradijs J. & van den Heuvel E. P. J., 2007, *A&A*, 469, 807
- Lund, N., et al. 2003, *A&A*, 411, L231
- Markwardt, C. B., Swank J. H., Strohmayer T. E., in't Zand J. J. M. in't., Marshall F. E. 2002, *ApJ*, 575, 21
- Mereghetti, S., Götz, D., Borkowski, R., et al. 2003, *A&A*, 411, L291
- Molkov, S., Revnivtsev, M., Lutovinov, A. & Sunyaev, R. A. 2005, *A&A*, 434, 1069
- Paczyński, B. 1971, *ARA&A*, 9, 183
- Peng, F., Brown, E. F., & Truran, J. W. 2007, *ApJ*, 654, 1022
- Remillard R. & Morgan E, 2005, *Astr. Tel.* 482
- Sakano, M., Koyama, K., Murakami, H., Maeda, Y., Yamauchi, S. 2002, *ApJS*, 138, 19
- Schatz, H., Bildsten, L. & Cumming, A. 2003, *ApJ*, 583, L87
- Sguera V., Bazzano, A., Bird, A., J., Tarana., 2007, *Atel*, 1338
- Sguera V., Bazzano, A., Bird, A., J., 2007, *Atel*, 1340
- Skinner, G. K., Willmore, A. P., Eyles, C. J., et al. 1987, *Nature*, 330, 544
- Strohmayer, T. E. & Brown, E. F. 2002, *ApJ*, 566, 1045
- Strohmayer, T. E., & Bildsten, L. 2006, in *Compact stellar X-ray sources*, ed. W. H. G. Lewin & M. van der Klis, (Cambridge: Cambridge University Press)
- Suzuki, M. & Kawai, N. 2005, *Atel*, 539
- Swank, J. H., Becker, R. H., Boldt, E. A., et al. 1977, *ApJ*, 212, L73
- Swank, J. & Markwardt, C. 2001, in *ASP Conf. Ser. 251, New Century of X-ray Astronomy*, ed. H. Inoue & H. Kunieda (San Francisco: ASP), 94
- Tawara, Y., Hirano, T., Kii, T., Matsuoka, M., Murakami, T., *PASJ*, 1984, 36, 861
- Tomsick, J. L., Walter, R., Kaaret, P. et al. 2007, *Astr. Tel.*, 1189
- Ubertini, P., Lebrun, F., Di Cocco, G., et al. 2003, *A&A*, 411, L131
- Verbunt, F., & van den Heuvel, E. P. J. 1995, in *X-ray binaries*, ed. W. H. G. Lewin, J. van Paradijs, E. P. J. van den Heuvel (Cambridge: Cambridge University Press), 457
- Winkler, C., Courvoisier, T. J.-L., et al. 2003, *A&A*, 411, L1
- Woosley, S. E. & Taam, R. E. 1976, *Nature*, 263, 101