

Measuring stellar magnetic fields with the low resolution spectropolarimeter of the William Herschel Telescope

F. Leone

Università di Catania, Dipartimento di Fisica e Astronomia – Sezione Astrofisica, Via S. Sofia 78, I-95123 Catania, Italy E-mail: Franco.Leone@oact.inaf.it

Received To be inserted later, accepted To be inserted later

ABSTRACT

Despite the influence of magnetic fields on the structure and evolution of stars is largely demonstrated from the theoretical point of view, their observational evidence in non-degenerated stars is still rather scanty and mainly circumscribed to bright objects ($V < 10$). Stellar magnetic fields are commonly measured on the basis of circular spectropolarimetry at high/middle resolution across the profile of metal lines. The present sensitivity of telescopes and spectrographs makes this still an almost prohibitive method for faint stars. In principle, stellar magnetic fields can be also measured on the basis of low resolution spectropolarimetry, with very important results obtained at the 8 m ESO telescopes with FORS1. The trade off between S/N and spectral resolution in measuring stellar magnetic fields justify an attempt, here presented, to perform these measurements at the 4.5 m *William Herschel Telescope*. HD 3360, one of the stars with the weakest known magnetic field, and the magnetic chemically peculiar stars HD 10783, HD 74521 and HD 201601 have been observed with the spectropolarimeter ISIS in the 3785–4480 Å range. Measured stellar magnetic fields, from Stokes I and V spectra with $S/N > 600$, show an internal error of ≤ 50 G selecting the whole interval and ≤ 200 G within a Balmer line. Ripples in the Stokes V spectra of HD 3360 result in an instrumental positive magnetic field certainly not larger than 80 G.

Key words: Stars: magnetic fields, Stars: individual: HD3360, HD10783, HD74521 and HD201601, Technique: spectroscopic, polarimetric

1 INTRODUCTION

By means of circular spectropolarimetry across metal line profiles, Babcock (1947) has shown that is possible to measure the effective magnetic field of stars: B_{eff} , i.e. the line-intensity weighted average over the visible stellar disk of the line-of-sight component of the magnetic field vector. For a spectral line at λ_0 , Mathys (1994) related the first order moment $R_V^{(1)}$ of Stokes V profile and the effective magnetic field:

$$R_V^{(1)} = \frac{1}{W} \int \frac{V_c - V_\lambda}{I_c} (\lambda - \lambda_0) \delta\lambda = \Delta\lambda_z g_{\text{eff}} \lambda_0^2 B_{\text{eff}} \quad (1)$$

where W is the equivalent width, I is the intensity profile, the subscript c refers to the continuum, g_{eff} is the effective Landé factor, λ wavelengths are expressed in Å and B_{eff} is in Gauss and $\Delta\lambda_z = 4.67 \cdot 10^{-13} \text{Å}^{-1} \text{G}^{-1}$.

The sensitivity of the present generation of telescopes and spectrographs let the ideal very high ($R > 100\,000$) resolution circular spectropolarimetry and even the ($R = 15\,000$) moderate one prohibitive to routinely detect the magnetic field of faint non-degenerate stars. At my knowledge, BP Tau ($V = 12.3$) and DF Tau ($V = 11.0$) are among the few faint stars whose magnetic field geometry has been inferred from B_{eff} measurements (Symington et al. 2005). On the basis of the relation, strictly valid

in the weak field hypothesis and other approximations listed in Mathys (1989):

$$\frac{V}{I} = -g_{\text{eff}} \Delta\lambda_z \lambda^2 \frac{1}{I} \frac{dI}{d\lambda} B_{\text{eff}} \quad (2)$$

Angel & Landstreet (1970) introduced a new method to measure the field of white dwarfs performing narrow ($\sim 30\text{Å}$) band circular photopolarimetry on the wings of H_γ Balmer line.

Later on, Bagnulo et al. (2002) were successful in measuring stellar magnetic fields by means of the low resolution spectropolarimeter FORS1 at the 8 m *Antu* ESO telescope. These authors selected the blue region, to take advantage of the Balmer lines crowding to their series limit, with the grism 600B (*linear dispersion* = $1.50 \text{Å}/\text{pix}$) and used the $0.5''$ slit ($R = 1600$). Bagnulo and coworkers showed that the effective magnetic field of $V = 13$ star can be measured with a 150 G error in two hours (see also Bagnulo et al. (2004)). A fundamental result for the understanding of the role of magnetic field in structure and evolution of stars, as testified by the rapid application of this method from the pre-main sequence objects (e.g. Wade et al. 2007) to evolved stars (e.g. Beuermann et al. 2007).

A measure of B_{eff} at low resolution consists of a linear regression of V/I versus $-g_{\text{eff}} \Delta\lambda_z \lambda^2 (1/I) dI/d\lambda$, whose accuracy is proportional to V/I error ($\propto S/N$ per pixel) and to

the square root of number of points sampling the spectrum ($\propto 1/\sqrt{\text{linear dispersion}}$). This trade off between S/N per pixel and linear dispersion justifies the evaluation of measuring stellar magnetic fields with the 4.5 m *William Herschel Telescope* (WHT) equipped with the spectropolarimeter ISIS at *linear dispersion* = 0.23 Å/pix and R=5000 (slit=0.5").

A comparison shows that the capability to measure stellar magnetic fields with ISIS at the WHT and FORS1 as used by Bagnulo and coworkers at the 8 m telescopes of the ESO VLT is not as large as instinctively supposed. The Exposure Time Calculators for a 0.8" seeing show that FORS1 gives a S/N per pixel about six times larger in the *B* band. An advantage that is almost balanced by a linear dispersion seven times larger for ISIS. Thus, stellar magnetic fields measured with FORS1 are in principle two times more accurate only. A higher ISIS efficiency in measuring stellar magnetic fields should derive from its larger spectral resolution because of a reduced smoothing and blending of Stokes *V* line profiles. Leone et al. (2000) have numerically shown that, at a given S/N, doubling the rotational velocity of a star the error in measuring its effective magnetic field through eq. (1) is doubled too.

FORS1 has been upgraded in April 2006 with the grism 1200B (*linear dispersion* = 0.72 Å/pix) and in April 2007 with a CCD mosaic optimised for the blue wavelengths. At my knowledge, no stellar magnetic fields have been yet reported in the literature with this new set-up that is expected to improve the FORS1 capability to measure stellar magnetic fields almost of a factor two at 4000 Å.

In this paper results of an attempt to measure stellar magnetic fields with the *William Herschel Telescope* equipped with the spectropolarimeter ISIS are reported. For a direct comparison with FORS1 results, the blue region was selected. In Section 2 observation strategy, data reduction and method adopted to extract the polarisation signal are described. Section 3 reports the results for well known magnetic stars and a comparison with literature data obtained at middle/high resolution circular spectropolarimetry. These literature measurements can be considered as approaching values for an increasing spectral resolution. The last Section 4 summarises the capability of ISIS to measure stellar magnetic fields.

2 OBSERVATIONS AND DATA REDUCTION

To check the capability to measure stellar magnetic fields with ISIS at the WHT the magnetic chemically peculiar stars: HD 10783 (B=6.5 mag.), HD 74521 (B=5.5 mag.) and HD 201601 (B=5.0 mag.) have been observed. Moreover, one of the stars with the weakest well established magnetic field has been observed: HD 3360 (B=3.5 mag.), a perfect target to determine any shift in the zero point of used set-up.

On 2005 December 13 and 14 and on 2006 October 1, 2, 3 and 4, circular spectropolarimetric observations in the 3785–4480 Å interval were carried out with the echelle grating R1200B at R=5000. Data were reduced by using standard procedures for spectroscopic observations within the NOAO/IRAF package as in Leone & Kurtz (2003).

In general, a polarimeter consists of a $\lambda/4$ *retarder* and a *polariser*. As a function of the angle α between the fast axis of an ideal retarder and polariser acceptance axis, the circularly polarised light spectrum - through the definition of the Stokes parameters - is (Landi degl'Innocenti 1992):

$$S(\alpha) = 0.5[I - V \sin 2\alpha] \quad (3)$$

The combination of the *o*-rdinary and *e*-xtraordinary beams emerging from the polariser to measure the circular polarisation degree is critical. There is a time independent (instrumental) sensitivity G , due to a pixel-by-pixel efficiency – together with a time dependent sensitivity F of spectra obtained at different α angles – due to variation of sky transparency and slit illumination. So that, photon noise dominated Stokes *I* and *V* can be obtained from the recorded spectra at $\alpha = 45$ and 135° :

$$\begin{aligned} S_{45^\circ,o} &= 0.5 (I + V) G_o F_{45^\circ} \\ S_{45^\circ,e} &= 0.5 (I - V) G_e F_{45^\circ} \end{aligned} \quad (4)$$

$$\begin{aligned} S_{135^\circ,o} &= 0.5 (I - V) G_o F_{135^\circ} \\ S_{135^\circ,e} &= 0.5 (I + V) G_e F_{135^\circ} \end{aligned}$$

Hence:

$$\frac{V}{I} = \frac{R - 1}{R + 1} \quad \text{with} \quad R^2 = \frac{S_{45^\circ,o}/S_{45^\circ,e}}{S_{135^\circ,o}/S_{135^\circ,e}} \quad (5)$$

For a real retarder the fast angle depends on wavelength and retarder and polariser are exactly aligned only at few wavelengths. Eight spectra from the four exposures at $\alpha = 0, 45, 90$ and 135° give the possibility to obtain Stokes *I* and *V* despite the unknown difference ϵ_λ from the real angle between the retarder and polariser. In fact, replacing α with $\alpha + \epsilon_\lambda$ in eq. (3):

$$S(90^\circ + \epsilon_\lambda) - S(0^\circ + \epsilon_\lambda) = V \sin 2\epsilon_\lambda \quad (6)$$

$$S(135^\circ + \epsilon_\lambda) - S(45^\circ + \epsilon_\lambda) = V \cos 2\epsilon_\lambda \quad (7)$$

For an ideal device, ϵ_λ is null and no circular polarisation is measured through S_{0° and S_{90° spectra. In practice, this is the case of ISIS polarimeter presenting no clear dependence of ϵ_λ with wavelength. Fig. 1 shows the Stokes *I* and V/I spectra for the entire interval and Fig. 2 shows the H_γ region. Linear regressions of Stokes V/I spectra as a function of $-g_{\text{eff}} \Delta\lambda_z \lambda^2 (1/I) dI/d\lambda$ give, within errors, a null slope for $V \cos 2\epsilon_\lambda$. A result consistent with the expectation that no circular polarised flux is measured through Stokes $V(S_{0^\circ}, S_{90^\circ})$ spectra.

3 MEASUREMENT OF THE EFFECTIVE MAGNETIC FIELD AT LOW RESOLUTION

Observing a star at high spectral resolution, it is possible to select unblended metal lines and, according to their effective Landè factor, circular polarisation is converted in a measure of the effective magnetic field through eq. (1). A few remarks are necessary to understand the effective magnetic fields measured at low resolution by means of eq. (2) when an hardware average of Stokes *I* and *V* in wavelength is performed:

- by means of R = 115 000 circular spectropolarimetry, Leone & Catanzaro (2004) and Leone & Kurtz (2003) have shown that the measured effective magnetic field of the chemically peculiar star HD 24712 and HD 201601 is a function of the selected element with values increasing with the atomic number. The most straight explanation, strengthened by the variable equivalent widths with the magnetic period, is a not homogeneous distribution of elements on the stellar surface with a concentration of heavy elements in the magnetic polar regions. These stars show that *at priori* there is no justification in combining magnetic field measurements obtained from different spectral lines. At low spectral resolution any information on the spatial and vertical distribution of the magnetic fields can be lost and the field under estimated.

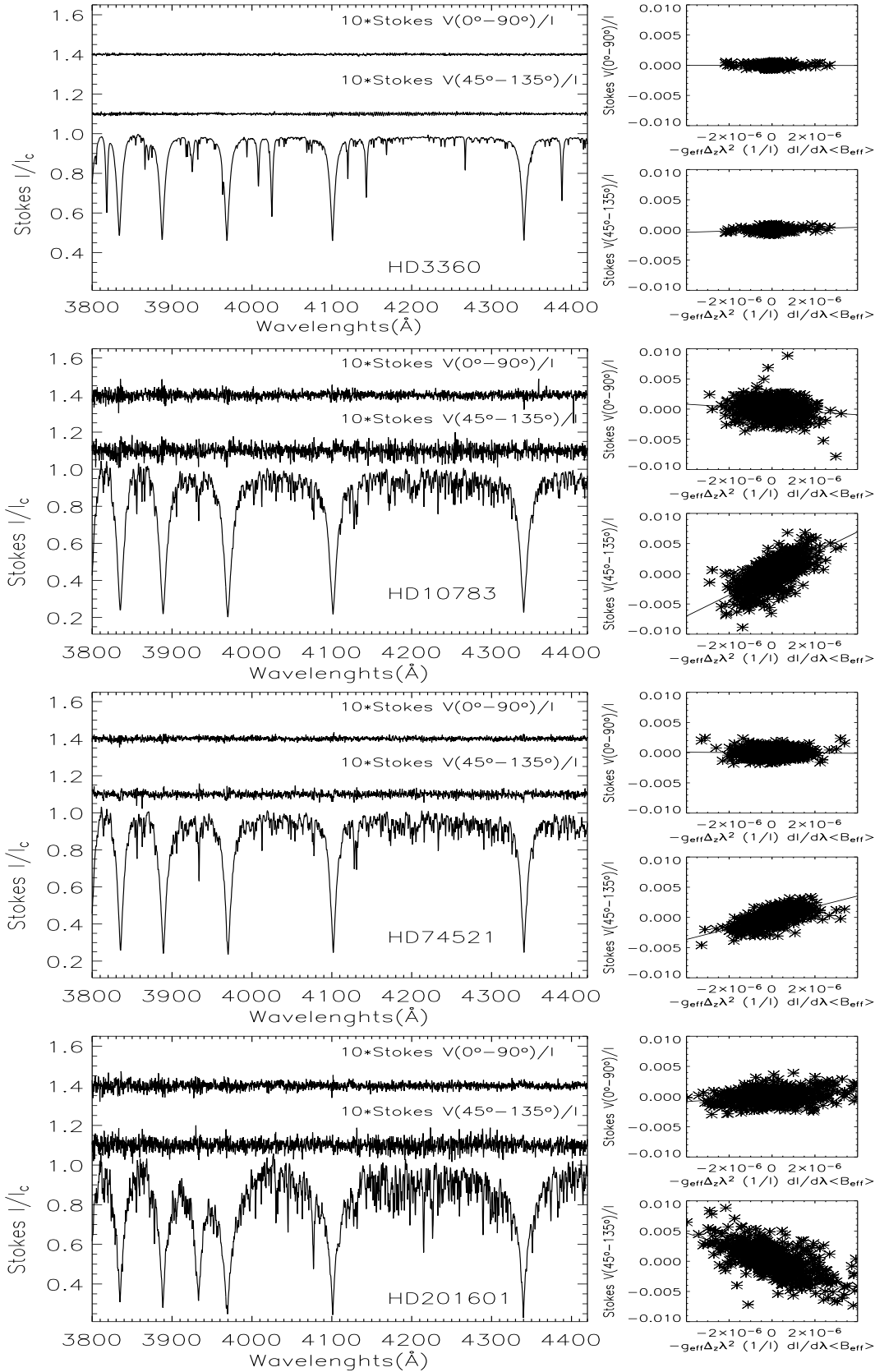


Figure 1. Left panels show the Stokes I and V/I spectra for observed stars. Stokes V/I spectra are multiplied by ten and shifted for clearness. Right panels show Stokes V/I as function of $-g_{\text{eff}} \Delta z \lambda^2 (1/I) dI/d\lambda$ adopting an *average* effective Landé factor $\langle g_{\text{eff}} \rangle = 1.0$. Ripples are clearly present in the Stokes V spectra of HD3360.

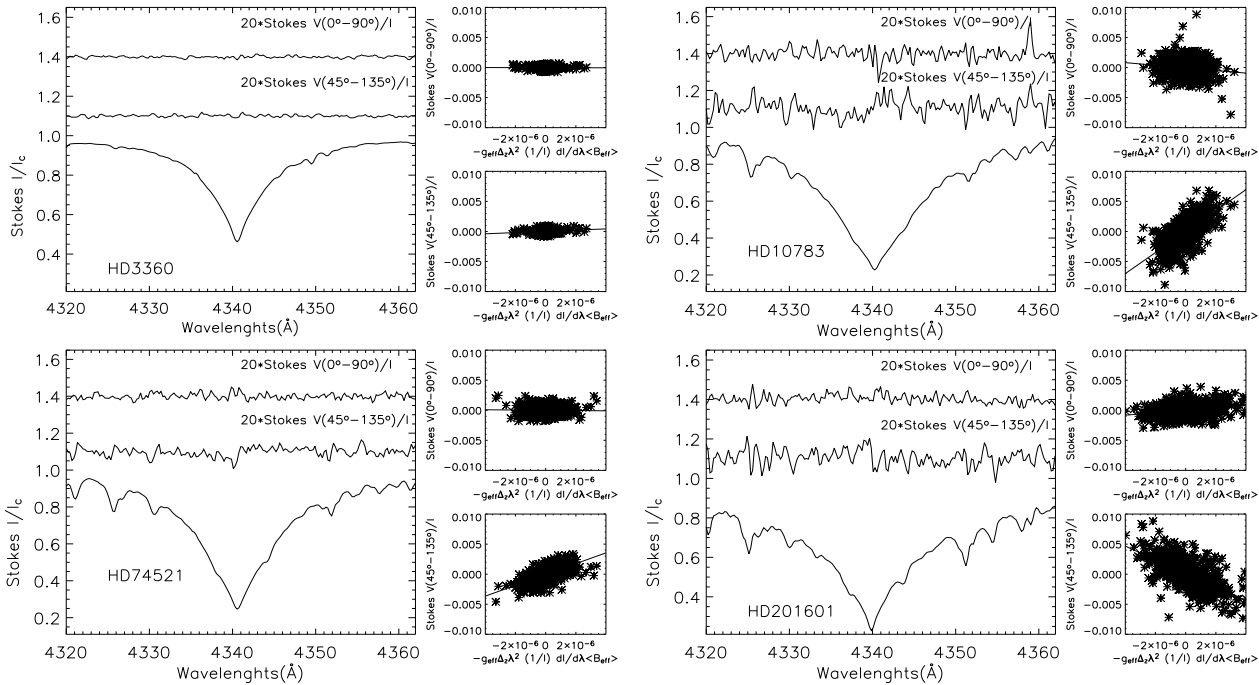


Figure 2. Observed H_γ profiles and their circular polarisation are plotted as in Fig. 1, but Stokes V/I spectra are multiplied by twenty.

- absorption and emission lines present opposite circular polarisation if formed in the same magnetic region. A difference in sign of Stokes V that led to an under estimation of the magnetic field of stars characterised by a chromosphere or an envelope.

- an *average* effective Landé factor ($\langle g_{\text{eff}} \rangle$) is necessary to correctly convert the measured polarisation in an effective magnetic field on the basis of eq. (2). This depends on spectral type, gravity and chemical composition of the observed star. Moreover because of the instrumental smoothing, $\langle g_{\text{eff}} \rangle$ depends on the resolution of the spectropolarimeter too. A numerical simulation, for the used observational set-up, has been carried out with COSSAM (Stift 2000) for a main sequence A-type star with solar abundances and homogeneous distribution of elements in the photosphere, the average Landé factors of the metal lines present in the 3800–4400 Å interval is $\langle g_{\text{eff}} \rangle = 1.1$. A correct evaluation of the average effective Landé factor for a star depends on the relative strength of its spectral lines and it requires the knowledge of atmosphere parameters with particular attention to abundances. As to the here observed chemically peculiar stars, abundances cannot be here derived at low resolution and $\langle g_{\text{eff}} \rangle = 1.0$ was adopted in this exploratory study.

3.1 HD 3360

The first attempt to measure the effective magnetic field of the slow pulsating B-type star HD 3360 was due to Landstreet (1982), who measured a field equal to 70 ± 310 G. Neiner et al. (2003) discovered a $5^{\text{d}}370447$ periodic effective magnetic field with an average value of -18 G and a 30 G amplitude.

Circular spectropolarimetry of HD 3360 has been carried on on Dec. 13, 2005 when, according to Neiner’s ephemeris, a 10 G field was expected. Stokes I and Stokes V/I spectra are shown in Fig. 1 and Fig. 2. A $S/N = 3300$ is measured in intervals free of spectral lines of the Stokes V/I spectra.

To measure the effective magnetic field of HD 3360 through eq. (2) a least square fits of $V(S_{45^\circ}, S_{135^\circ})$ and $V(S_{0^\circ}, S_{90^\circ})$ vs. $-g_{\text{eff}} \Delta \lambda_z \lambda^2 (1/I) dI/d\lambda$ have been performed. Despite within errors $V(S_{0^\circ}, S_{90^\circ})$ is null, to steady apply eq. (2), B_{eff} was obtained adding quadratically eqs.(6) and (7). Analogously, errors on the measured fields have been estimated.

A value of 78 ± 20 G has been measured along the whole spectrum for $\langle g_{\text{eff}} \rangle = 1.0$ (Table 1). Certainly a more realistic Landé factor would get the measured field closer to the literature value, however ripples are equally present in the Stokes $V(S_{45^\circ}, S_{135^\circ})$ and $V(S_{0^\circ}, S_{90^\circ})$ spectra of HD 3360 (Fig. 1 and Fig. 2). Probably due to interferences in the retarder, these ripples result in a instrumental systematic error not larger than 80 G.

3.2 HD 201601

This very famous magnetic chemically peculiar star HD 201601 shows an effective magnetic field that is sinusoidal variable between -262 ± 839 G with a period of 91.1 ± 3.6 years (Bychkov et al. 2006).

HD 201601 was observed on Oct. 1 and 2, 2006. Fig. 1 shows the crowded spectrum of this F-type metal rich star, while the Fig. 2 shows the H_γ profile, obtained in the second night.

Differently than HD 3360, the slope of Stokes V versus $-g_{\text{eff}} \Delta \lambda_z \lambda^2 (1/I) dI/d\lambda$ testifies the strong circular polarisation degree of HD 201601 spectrum. Converted in an effective magnetic field for $\langle g_{\text{eff}} \rangle = 1.0$, slopes give -1143 ± 113 and -1114 ± 34 G for the two consecutive nights respectively (Table 1). According to Bychkov’s ephemeris, the ISIS observations of HD 201601 were carried out very close to the magnetic minimum $B_{\text{eff}} = -1101 \pm 31$ G. It appears that within errors, the here measured field of HD 201601 is coincident to the literature value.

Table 1 shows that for this F-type star characterised by large

Table 1. Observed stars. Effective magnetic fields have been measured from eq. (2) assuming an *average* effective Landé factor $\langle g_{\text{eff}} \rangle = 1.0$ across the whole spectrum and through Balmer lines. Heliocentric Julian Data(-2 400 000) and S/N ratios measured on Stokes I/V continuum are reported.

HD 3360	
HJD =	53718.323
S/N =	3300
	B_{eff}
All	78 ± 20
H_9	183 ± 104
H_8	134 ± 73
H_ϵ	98 ± 59
H_δ	18 ± 85
H_γ	121 ± 50
Av.	114 ± 67

HD 10783				
HJD =	54010.542	54011.620	54012.597	54013.575
S/N =	140	600	890	230
	B_{eff}	B_{eff}	B_{eff}	B_{eff}
All	1795 ± 330	1921 ± 46	309 ± 42	-426 ± 136
H_9	-1329 ± 1450	1826 ± 199	259 ± 160	1311 ± 550
H_8	3753 ± 1245	1668 ± 168	433 ± 146	-1934 ± 606
H_ϵ	-1086 ± 1058	1680 ± 151	279 ± 113	-374 ± 502
H_δ	3751 ± 989	1764 ± 133	-6 ± 110	-1596 ± 431
H_γ	3285 ± 851	1447 ± 120	226 ± 109	-940 ± 307
Av.	1887 ± 2563	1660 ± 150	251 ± 156	-674 ± 1371

HD 74521	
HJD =	53718.716
S/N =	1300
	B_{eff}
All	1032 ± 30
H_9	979 ± 137
H_8	831 ± 115
H_ϵ	900 ± 109
H_δ	881 ± 108
H_γ	808 ± 73
Av.	889 ± 68

HD 201601	
HJD =	54010.428
S/N =	230
	B_{eff}
All	-1143 ± 113
H_9	-1148 ± 566
H_8	-996 ± 570
H_ϵ	603 ± 571
H_δ	-1694 ± 438
H_γ	-648 ± 298
Av.	-802 ± 811

metal overabundances a truthful measure of the effective field can be obtained using the whole spectrum as soon as $S/N \sim 250$. Single Balmer lines are indicative of the magnetic field strength only from $S/N \geq 850$.

HD 10783 = GC 2141 = UZ Psc

As normal for a magnetic chemically peculiar star (Wolff 1983), HD 10783 is expected to present photometric and magnetic variability with the rotational period.

Photometric UB V observations of this star were obtained by Hardie et al. (1990), who derived a period $P = 4^{\text{d}}13282 \pm 0.00014$ by fitting the variable data to the function:

$$f = A_0 + A_1 \sin 2\pi \left(\frac{t-t_0}{P} + \phi_1 \right) + A_2 \sin 2\pi \left(\frac{2(t-t_0)}{P} + \phi_2 \right) \quad (8)$$

where t is the time of observations and t_0 is a reference instant,

Following Leone & Catanzaro (2001), *Hipparcos* photometry (ESA 1997) is combined with all available data in the literature by Preston & Stepien (1968), van Genderen (1967, 1971). Any single data set has been fit to Hardie et al. (1990) function to determine and remove systematic differences in brightness (A_0). Then a least square fit of whole data gives the ephemeris:

$$JD(\text{max}) = 2\,439\,757.88 \pm 0.11 + 4.13275 \pm 0.00009$$

The top panel of Fig. 3 shows the photometric variability of HD 10783 folded with the here determined ephemeris.

HD 10783 was observed on Oct. 1, 2, 3 and 4, 2006 particularly with the aim to check the capability of ISIS to monitor a variable magnetic field. The observed spectrum of HD 10783 obtained on October 2, 2006 is entirely plotted in Fig. 1, while the H_γ is in Fig. 2. Measurements of the effective magnetic field on the basis of eq. (2), for $\langle g_{\text{eff}} \rangle = 1.0$, are listed in Table 1.

A comparison with the literature data shows (bottom panel of Fig. 3) that B_{eff} measures are as variable as expected. These field values are indicative of the period $4^{\text{d}}13267$, that is - within error - slightly shorter than the photometric period. A result, based on magnetic data spanning 20523 days instead of the 10619 days covered with the photometric data, to be confirmed by further *classical* measurements of the effective magnetic field of HD 10783.

3.3 HD 74521

The most recent determination of the variability period of the magnetic chemically peculiar star HD 74521 has been obtained by Adelman (1998), who found $7^{\text{d}}0501\text{d}$.

Catalano & Leone (1993) noted that HD 74521 light curves are asymmetric with the rise to maximum taking longer than the fall to minimum. For this reason a fit based on eq. (8) is not appropriate and a period search applying the phase dispersion minimisation method of Stellingwerf (1978) to Adelman (1998) and *Hipparcos* (ESA 1997) data has been performed. The most probable period is $P = 7^{\text{d}}0486 \pm 0.005$, whose error is estimated by the width of the found minimum. Folded photometric data are in the top panel of Fig. 4.

The effective magnetic field of HD 74521 has been measured, for $\langle g_{\text{eff}} \rangle = 1.0$, from spectra collected on Dec. 13 and 14, 2005. These high S/N spectra state that the measures within Balmer lines are about 15% smaller than from the whole spectrum (Table 1). A result presents, within errors, also in the HD 10783 and HD 201601 measurements. A difference probably due to the adopted Landé factors. It has to be noted that for a Balmer line $g_{\text{eff}} = 1.0$ while for the metal lines COSSAM ascribed to an A-type star $\langle g_{\text{eff}} \rangle = 1.1$.

Adopting the here obtained variability period, the low resolution ISIS measures of HD 74521 are compared to the middle resolution spectropolarimetric values obtained by Mathys (1994) and Shorlin et al. (2002) (Fig. 4). The effective field measured at low

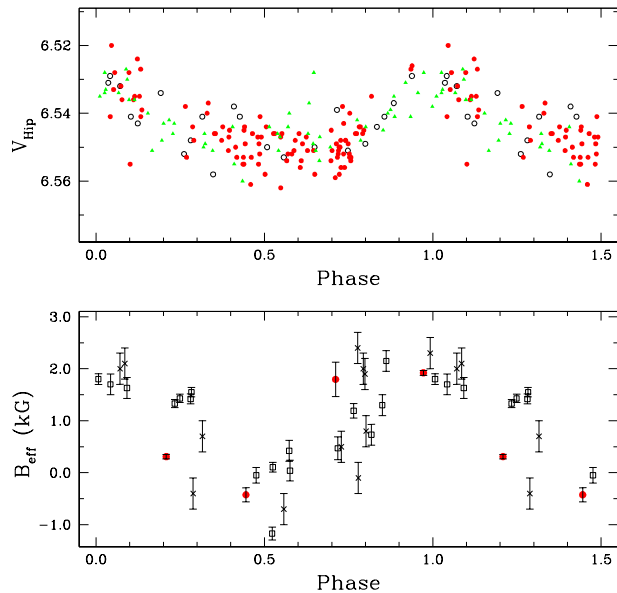


Figure 3. Photometric and magnetic variability of HD 10783 folded for the here determined 4^d13275 period. Top panel shows photometric data by Preston & Stepien (1968) (empty circles), van Genderen (1967, 1971) (filled triangles) and *Hipparcos* satellite (ESA 1997) (filled circles). The bottom panel shows measurements of the effective magnetic field by Babcock (1958) (empty squares) and Preston & Stepien (1968) (crosses). Circles represent here presented low resolution measurements for $\langle g_{\text{eff}} \rangle = 1.0$. Error bars extend to twice the estimated error.

resolution is slightly larger than these literature values, probably indicating the effect of the 80 G instrumental error and/or that $\langle g_{\text{eff}} \rangle = 1.1$ is more appropriate for the A-type star HD 74521.

4 CONCLUSION

Circular low resolution ($R=5000$) spectropolarimetric observations have been carried out with ISIS spectrograph at the 4.5 m WHT in the 3785–4480 Å interval of three magnetic chemically peculiar stars and HD 3360, one of the stars with the weakest well documented magnetic field.

Measured effective magnetic fields on the basis of eq. (2) assuming an average Landé factor $\langle g_{\text{eff}} \rangle = 1.0$ are in a general agreement with values reported in the literature. Internal errors are: 330 G for $S/N = 140$, 140 G for $S/N = 230$ and <50 G for $S/N > 600$. Ripples are clearly present in the HD 3360 spectra resulting in a (positive field) instrumental error smaller than 80 G. A S/N larger than 1000 is necessary for a reliable estimation of the effective magnetic field from Balmer lines that is, however, about 85% of the value obtained from the whole spectrum.

In principle, exposures at four different α angles between the retarder and polariser are necessary to correctly measure the circular polarisation. As to ISIS polarimeter, no circular polarisation was measured through the spectra obtained at $\alpha = 0$ and 90° , an important condition that reduces from eight to four the number of spectra necessary to obtain photon noise dominated Stokes I and V .

The here presented results show that observational support to the theoretical studies on stellar magnetism is not restricted to the overloaded ten meter class telescopes. Widespread four meter class telescopes can also detect and measure the magnetic field of faint

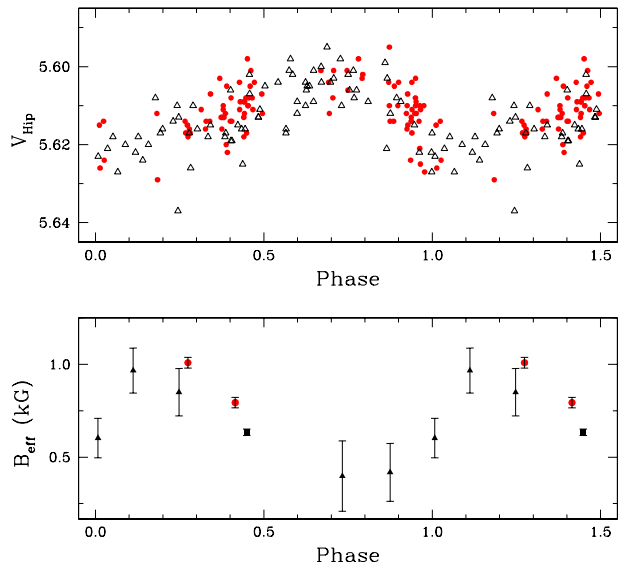


Figure 4. Photometric and magnetic variability of HD 74521 assuming the here determined 7^d0486 period. Top panel shows Hipparcos satellite photometry (ESA 1997) (circles) and Adelman (1998) photometry in the b Strömgen filter (triangles). The bottom panel shows the effective magnetic field as measured by Mathys (1994) (triangles) and Shorlin et al. (2002) (square). Circles represent here presented low resolution measurements for $\langle g_{\text{eff}} \rangle = 1.0$. Error bars extend to twice the estimated error.

stars. As an example, for the here adopted set-up in average observing condition (seeing = $0.8''$ and airmass = 1.3) ISIS exposure calculator predicts an exposure time of one hour to measure the magnetic field of a $B = 12$ mag. F-A type star with a precision of 300 G. on the contrary, the very high S/N necessary to measure the effective magnetic field from Balmer lines only is a significant limit for the hottest stars.

REFERENCES

- Adelman, S. 1998, A&AS, 128, 245
- Angel, J.R.P., & Landstreet J.D. 1970, ApJ, 160, L147
- Babcock, H.W. 1947, ApJ, 105, 105
- Babcock, H.W. 1958, ApJ, 128, 228
- Bagnulo, S., Szeifert, T., Wade, G.A., Landstreet, J.D., & Mathys G. 2002, A&A, 389, 191
- Bagnulo, S., Hensberge, H., Landstreet, J.D., Szeifert, T., & Wade, G.A. 2004, A&A, 416, 1149
- Beuermann, K., Euchner, F., Reinsch, K., Jordan, S., & Gänsicke, B.T. 2007, A&A, 463, 647
- Bychkov, V.D., Bychkova, L.V., & Madej J. 2006, MNRAS, 365, 2, 585
- Catalano, F.A., & Leone, F. 1993, A&AS, 100, 319
- ESA, 1997, The Hipparcos and Tycho Catalogues, SP-1200
- Hardie, R.H., Reichmann, E.J., Burke, E.W. Jr., & Hall, D.S. 1990, JApA, 11, 277
- Landi degl'Innocenti E. 1992, in Solar Observations: Techniques and Interpretation, eds F. Sánchez, M. Collados & M. Vázquez Cambridge Univ. Press, p. 71
- Landstreet, J. 1982, ApJ, 258, 639
- Leone, F., Catanzaro, G., & Catalano, S. 2000, A&A, 355, 315

- Leone, F., & Catanzaro, G. 2001, *A&A*, 365, 118
Leone, F., & Catanzaro, G. 2004, *A&A*, 425, 271
Leone, F., & Kurtz, D.W. 2003, *A&A*, 407, L67
Mathys, G. 1989, *Fundam. Cosmic Phys.*, 13, 143
Mathys, G. 1994, *A&A*, 108, 547
Neiner, C., Geers, V.C., Henrichs, H.F., et al. 2003, *A&A* 406, 1019
Preston, G.W., & Stepien, K. 1968, *ApJ*, 154, 971
Shorlin, S.L.S., Wade, G.A., Donati, J.-F., Landstreet, J.D., Petit, P., Sigut, T.A.A., & Strasser, S. 2002, *A&A* 392, 637
Symington, N.H., Harries, T.J., Kurosawa, R., & Naylor, T. 2005, *MNRAS*, 358, 977
Stellingwerf, R.F. 1978, *ApJ*, 224, 953
Stift, M.J. 2000, *A Pecul. Newslett.*, 33
van Genderen, A.M. 1964, *IBVS*, 76, 1
van Genderen, A.M. 1967, *BAN*, 19, 80
van Genderen, A.M. 1971, *A&A*, 14, 38
Wade, G.A., Bagnulo, S., Drouin, D., Landstreet, J.D., & Monin, D. 2007, *MNRAS*, 376, 1145
Wolff, S.C. 1983, *NASA SP-463*