

# Prediction for new magnetoelectric fluorides

**G. Nénert\***, and **T. T. M. Palstra**

Solid State Chemistry Laboratory, Zernike Institute for Advanced Materials,  
University of Groningen, Nijenborg 4, 9747 AG Groningen, The Netherlands

**Abstract.**

We use symmetry considerations in order to predict new magnetoelectric fluorides. In addition to these magnetoelectric properties, we discuss among these fluorides the ones susceptible to present multiferroic properties. We emphasize that several materials present ferromagnetic properties. This ferromagnetism should enhance the interplay between magnetic and dielectric properties in these materials.

## 1. Introduction

In recent years, there has been a renewed interest in the coexistence and interplay of magnetism and electrical polarization [1, 2, 3]. This interest has been concentrated on multiferroics and magnetoelectric materials. In multiferroics, a spontaneous polarization coexists with a long range magnetic order. In magnetoelectrics (we consider here only the linear effect), the polarization is induced by a magnetic field in a magnetically ordered phase [4]. In the Landau theory framework, multiferroics which are not magnetoelectric present at least a coupling of the type  $P^2M^2$  (P: polarization, M: total magnetization) while linear magnetoelectrics are characterized by terms like  $PM^2$  or LMP (L: antiferromagnetic order parameter) [5]. Terms like  $P^2M^2$  are of higher degree than  $PM^2$  or LMP terms. Consequently, we expect a stronger interplay between dielectric and magnetic properties in linear magnetoelectrics than in simple multiferroics (e.g.  $YMnO_3$  [6]). More complicated coupling terms can also characterize the magnetoelectric effect (e.g. magnetic gradient)[7]. These kind of terms are outside the purpose of the present contribution. In the search for materials presenting a strong coupling of magnetism and polarization, the most promising ones are multiferroics presenting linear magnetoelectric properties. These materials are scarce. Thus, it is of interest to look for new magnetoelectric materials by itself.

Recent efforts have concentrated on two main ideas: magnetic frustration and breaking of the inversion center due to an antiferromagnetic ordering. These approaches have been generated by the ideas of on one side Katsura [8] and Sergienko [9] and on the other side of Mostovoy [10]. They described in the case of non collinear magnets a possible mechanism for magnetoelectricity and polarization induced by antiferromagnetic ordering, respectively. The new mechanism proposed by Katsura *et al.* does not involve the Dzialoshinskii-Moriya (DM) interaction contrary to typical magnetoelectric compound such as  $Cr_2O_3$  [11]. Most of the recent research on multiferroics concerns centrosymmetric oxides [12]. These materials present a breaking of the symmetry giving rise to a spontaneous polarization which may be or not reversible by application of a magnetic field. The idea of using symmetry analysis to predict magnetoelectric compounds is not new. The first reported magnetoelectric compound  $Cr_2O_3$  was predicted to be magnetoelectric prior to any experimental evidence [14]. It is the same philosophy that we aim to take here.

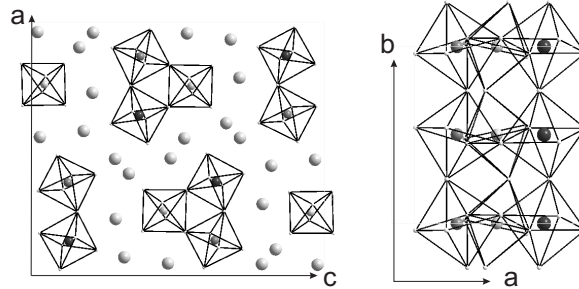
In this article, we present a symmetry analysis of selected materials. All these materials should present magnetoelectricity based on symmetry arguments. We made a literature survey considering various magnetically ordered compounds for which neutron data were available. We made a systematic symmetry analysis of all the studied compounds (about 50 materials). We present here only our investigation of selected fluorides. This choice is motivated by two reasons. The first one is that there is a need to look for other materials than oxides if we search for new materials since magnetoelectric/multiferroic materials are scarce. The second reason is that polarization cannot exist in conducting materials. Thus, the high charge transfer in the fluorides

make them good candidates for experimental investigations.

Several fluorides were reported to crystallize in a polar structure. Consequently, in addition to magnetoelectric properties, several fluorides are potentially ferroelectric. When this is the case, we discuss this possibility in the light of known ferroelectrics related to the material under investigation. All the compounds discussed in this article have been the subject of detailed crystallographic and magnetic studies by means of neutron diffraction. We present below the results of our search for new magnetoelectric fluorides.

## 2. Study of $\alpha$ -KCrF<sub>4</sub>

$\alpha$ -KCrF<sub>4</sub> is the first in the selected fluorides we present with possible magnetoelectric properties. The crystal structure of  $\alpha$ -KCrF<sub>4</sub> is orthorhombic (space group  $Pnma$  (n°62),  $a = 15.76 \text{ \AA}$ ,  $b = 7.43 \text{ \AA}$ ,  $c = 18.38 \text{ \AA}$ ). It consists of infinite columns of CrF<sub>6</sub> octahedra sharing edges along the  $b$  axis (see Fig. 1) [15].



**Figure 1.** Crystal structure of KCrF<sub>4</sub> projected along  $b$  (left) and  $c$  axis (right). We show the Cr<sup>3+</sup> sites in their octahedral environment. The white atoms are the K<sup>+</sup> atoms. The different grey scales represent the three inequivalent Cr<sup>3+</sup> sites.

This compound presents a high magnetic frustration among the fluorides that we present here. It orders antiferromagnetically only under  $T_N = 4 \text{ K}$  with a quasi 1D behavior. We present in Fig. 2 a representation of its magnetic structure as determined from neutron scattering [16].

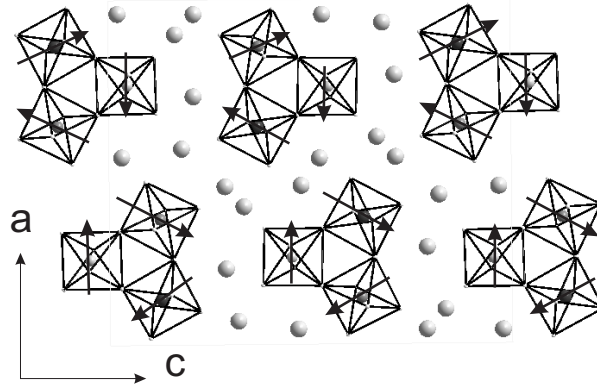
There are three inequivalent Cr<sup>3+</sup> ions per unit cell and occupying the Wyckoff position 8d. Consequently, we have eight different magnetic sites all carrying one spin  $S_j$ . We can define the following eight magnetic vectors (one ferromagnetic and seven antiferromagnetic ones):

$$\vec{M} = \vec{S}_1 + \vec{S}_2 + \vec{S}_3 + \vec{S}_4 + \vec{S}_5 + \vec{S}_6 + \vec{S}_7 + \vec{S}_8, \quad (1)$$

$$\vec{L}_1 = \vec{S}_1 - \vec{S}_2 + \vec{S}_3 - \vec{S}_4 + \vec{S}_5 - \vec{S}_6 + \vec{S}_7 - \vec{S}_8, \quad (2)$$

$$\vec{L}_2 = \vec{S}_1 + \vec{S}_2 - \vec{S}_3 - \vec{S}_4 + \vec{S}_5 + \vec{S}_6 - \vec{S}_7 - \vec{S}_8, \quad (3)$$

$$\vec{L}_3 = \vec{S}_1 - \vec{S}_2 - \vec{S}_3 + \vec{S}_4 + \vec{S}_5 - \vec{S}_6 - \vec{S}_7 + \vec{S}_8, \quad (4)$$



**Figure 2.** Magnetic structure of  $\text{KCrF}_4$  in the  $(a,c)$  plane. Arrows indicate the magnetic moments on the chromium atoms with a quasi- $120^\circ$  configuration.

$$\vec{L}_4 = \vec{S}_1 + \vec{S}_2 + \vec{S}_3 + \vec{S}_4 - \vec{S}_5 - \vec{S}_6 - \vec{S}_7 - \vec{S}_8, \quad (5)$$

$$\vec{L}_5 = \vec{S}_1 - \vec{S}_2 + \vec{S}_3 - \vec{S}_4 - \vec{S}_5 + \vec{S}_6 - \vec{S}_7 + \vec{S}_8, \quad (6)$$

$$\vec{L}_6 = \vec{S}_1 + \vec{S}_2 - \vec{S}_3 - \vec{S}_4 - \vec{S}_5 - \vec{S}_6 + \vec{S}_7 + \vec{S}_8, \quad (7)$$

$$\vec{L}_7 = \vec{S}_1 - \vec{S}_2 - \vec{S}_3 + \vec{S}_4 - \vec{S}_5 + \vec{S}_6 + \vec{S}_7 - \vec{S}_8 \quad (8)$$

Lacorre and collaborators have investigated also the transformation properties of the different components of the magnetic vectors. We reproduce in Table 1 the results of their derivations [16].

IR	Magnetic components
$\Gamma_1$	$L_{1x}, L_{2y}, L_{3z}$
$\Gamma_2$	$M_x, L_{3y}, L_{2z}$
$\Gamma_3$	$L_{2x}, L_{1y}, M_z$
$\Gamma_4$	$L_{3x}, M_y, L_{1z}$
$\Gamma_5$	$L_{5x}, L_{6y}, L_{7z}$
$\Gamma_6$	$L_{4x}, L_{7y}, L_{6z}$
$\Gamma_7$	$L_{6x}, L_{5y}, L_{4z}$
$\Gamma_8$	$L_{7x}, L_{4y}, L_{5z}$

**Table 1.** Magnetic components classified by irreducible representation.

As stated above, we need to look for the possible LMP terms allowed by symmetry. These terms are the signature of the linear magnetoelectric effect. For this, we need to know what are the transformation properties of the polarization components. It is sufficient to look at the transformation properties of the different polarization components under the effect of the generators of the space group. In Table 2, we present the transformation properties of the polarization components in the space group  $Pnma$ .

	$2_{1x}$	$2_{1z}$	$\bar{1}$
$P_x$	1	-1	-1
$P_y$	-1	-1	-1
$P_z$	-1	1	-1

**Table 2.** Transformation properties of the polarization components for the space group  $Pnma1'$  associated to  $\mathbf{k} = 0$ .

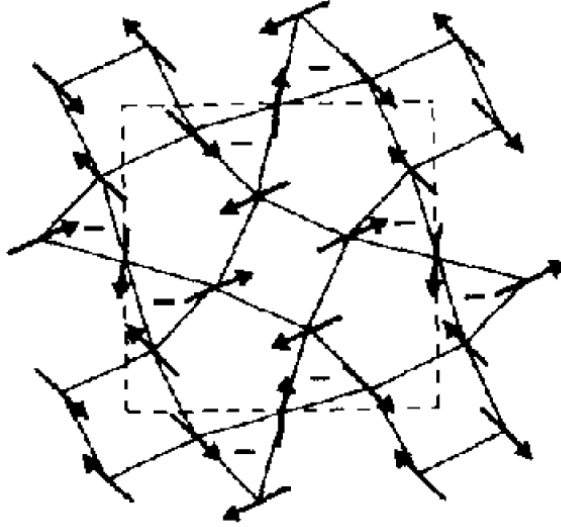
According to the Tables 1 and 2, we can determine the allowed LMP terms which may be present and giving rise to an induced polarization under magnetic field. We know that below  $T_N$ , the magnetic structure is described by the irreducible representation  $\Gamma_6$ . It is experimentally observed that  $L_{4x} > L_{6z}$  and  $L_{7z} \simeq 0$  [16]. Taking into account these experimental results, we find that the most relevant magnetoelectric terms are  $L_{4x}P_yM_z$  and  $L_{4x}P_zM_y$ . Consequently, an induced polarization may appear along  $P_y$  ( $P_z$ ) if one applies a magnetic field along  $z$  ( $y$ ). Since this compound is centrosymmetric, it cannot present a multiferroic character.

### 3. Study of $\text{KMnFeF}_6$

The fluoride  $\text{KMnFeF}_6$  presents a partial ordering of the Mn and Fe atoms giving rise to an enlargement of the unit cell compared to the usual tetragonal tungsten bronze type [17]. The family of tetragonal tungsten bronze and related ones have been extensively investigated due to their ferroelectric properties [18]. This compound crystallizes in the space group  $Pba2$  (n°32), where the Mn and Fe ions order on the 8c Wyckoff position of the structure and occupy statistically the 4b Wyckoff position. This compound is magnetically frustrated due to the presence of triangular cycles of antiferromagnetic interactions. All the Mn and Fe cations have an octahedral environment of fluorine atoms. In the  $ab$  plane, Mn and Fe ions alternate along the  $c$  axis. The magnetic structure is presented in Fig. 3 [17]. Although the ferroelectric properties have not been investigated to our knowledge, this compound is likely to present a multiferroic character below  $T_C$ . Indeed since many materials of this family are ferroelectric, it is likely that this compound presents such property.

Although presenting magnetic frustration, the compound  $\text{KMnFeF}_6$  orders ferrimagnetically below  $T_C = 148$  K with a ratio  $\frac{\Theta}{T_C} = 3$ . The magnetic structure is identical to the chemical unit cell and thus  $\vec{k} = \vec{0}$ . The symmetry analysis by Bertaut's method gives rise to the results presented in Table 3 [17, 19].

The neutron data show that the best model for the magnetic structure is given by the  $\Gamma_4$  mode. The corresponding magnetic space group is thus  $Pb'a2'$  which has the magnetic point group  $m'm2'$ . According to Ref. 4, we have a linear magnetoelectric effect which is allowed having the following allowed terms (after transformation of the



**Figure 3.** Magnetic structure of  $\text{KMnFeF}_6$  in the  $(a,b)$  plane. Arrows indicate the magnetic moments on the iron atoms (mostly along the  $a$  axis) from [17].

Modes	x	y	z	Magnetic space groups
$\Gamma_1$	$G_x$	$A_y$	$C_z$	$Pba2$
$\Gamma_2$	$C_x$	$F_y$	$G_z$	$Pba'2'$
$\Gamma_3$	$A_x$	$G_y$	$F_y$	$Pb'a'2$
$\Gamma_4$	$F_x$	$C_y$	$A_y$	$Pb'a2'$

**Table 3.** Irreducible representations for the space group  $Pba21'$  associated to  $\mathbf{k}=0$ .

coordinates system):

$$[\alpha_{ij}] = \begin{pmatrix} 0 & 0 & 0 \\ 0 & 0 & \alpha_{23} \\ 0 & \alpha_{32} & 0 \end{pmatrix}$$

We remind that  $\text{KMnFeF}_6$  presents a polar structure and is likely to be ferroelectric. Consequently,  $\text{KMnFeF}_6$  is a multiferroic material which presents a strong interplay between magnetism and polarization below  $T_C=148\text{K}$ . Moreover, we notice here that it would be one of the scarce ferrimagnetic compounds presenting such properties. Under the application of a magnetic field below  $T_C$  along the  $c$  axis (direction of spontaneous polarization) should create a polarization along the  $b$  axis (term  $\alpha_{23}$ ) and vice versa (term  $\alpha_{32}$ ). Thus it will be possible to switch the polarization direction under the application of a magnetic field. This is of high interest for technological applications. Another remarkable feature is that this compound orders at 148K which is much higher than the actual compounds [12].

#### 4. Study of 2 members of the $\text{Ba}_6\text{M}_n\text{F}_{12+2n}$ family

In the previous fluorides, the magnetic frustration appeared in corner-sharing octahedra, which leads to a single type of interaction. P. Lacorre and coworkers have been also investigating compounds like  $\text{Ba}_2\text{Ni}_3\text{F}_{10}$  ( $n = 9$ ) and  $\text{Ba}_2\text{Ni}_7\text{F}_{18}$  ( $n = 21$ ) which are members of the  $\text{Ba}_6\text{M}_n\text{F}_{12+2n}$  family [20, 21]. In this family where  $\text{M}=\text{Ni}$ , there are not only corner-sharing octahedra but also edge-sharing octahedra. Both types of interaction exist in the  $\text{Ba}_2\text{Ni}_3\text{F}_{10}$  and  $\text{Ba}_2\text{Ni}_7\text{F}_{18}$  compounds. These compounds have been investigated by means of powder neutron diffraction at room and low temperatures.

We start by looking at the  $\text{Ba}_2\text{Ni}_3\text{F}_{10}$  material. This compound crystallizes in the space group  $C2/m$  ( $n^\circ 12$ ) containing 3 different  $\text{Ni}^{2+}$  per unit cell. 2 Ni ions occupy the Wyckoff position 4i and the other one occupies the Wyckoff position 4h. Below  $T_N = 50$  K, an antiferromagnetic ordering starts to develop characterized by a magnetic wave-vector  $\vec{k}=(0,0,1/2)$ . All the (hkl) magnetic reflections do not satisfy the C-centering of the chemical cell but a primitive lattice. P. Lacorre and collaborators have shown that the magnetic space group is  $P2/m'$  where the magnetic moments lie in the  $ac$  plane. Consequently, the magnetic point group of this compound below its  $T_N$  is  $2/m'$ . According to Ref. 4, a linear magnetoelectric effect is allowed having the following expression:

$$[\alpha_{ij}] = \begin{pmatrix} \alpha_{11} & 0 & \alpha_{13} \\ 0 & \alpha_{22} & 0 \\ \alpha_{31} & 0 & \alpha_{33} \end{pmatrix}$$

Consequently, induced polarization can be observed along the three crystallographic directions under the application of an applied magnetic field. This material is not multiferroic since its structure is centrosymmetric. Moreover the structure remains centrosymmetric in the magnetic ordered phase. Consequently no spontaneous polarization can develop below and above  $T_N$ .

The other member of the family of interest is for  $n=21$ .  $\text{Ba}_2\text{Ni}_7\text{F}_{18}$  crystallizes in the polar space group  $P1$  ( $n^\circ 1$ ) containing four inequivalent sets of  $\text{Ni}^{2+}$  ions. Each  $\text{Ni}^{2+}$  ion occupies the Wyckoff position 1a in the general position. From all the fluorides that we treat here, it is the second which orders ferrimagnetically under  $T_C = 36$  K. Due to the low symmetry of the crystal, we have to deal here with magnetic components along the three crystallographic directions. While all the already studied fluorides present magnetic frustrations, it is not the case in this compound. We mean there is no competition between next nearest neighbors. Below  $T_C$ , all the new magnetic reflections can be indexed in the same cell as the chemical one. Consequently, the star of the magnetic wave-vector has only one arm. The irreducible representations associated to the space group  $P1$  with  $\vec{k}=\vec{0}$  are given in Table 4.

According to the Table 4, there is only one possibility for the magnetic space group which is  $P1$ . Referring to the Ref. 4, a linear magnetoelectric effect is allowed with

	$h_1$
$\Gamma_1$	1

**Table 4.** Irreducible representation for the space group  $P11'$  associated to  $\mathbf{k}=(0, 0, 0)$ .

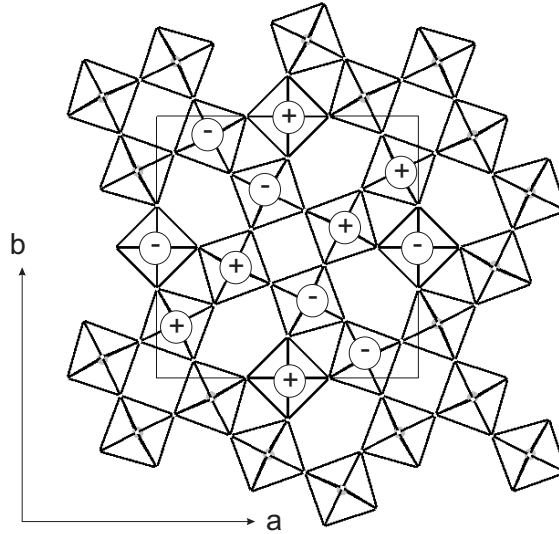
non-zero components:

$$[\alpha_{ij}] = \begin{pmatrix} \alpha_{11} & \alpha_{12} & \alpha_{13} \\ \alpha_{21} & \alpha_{22} & \alpha_{23} \\ \alpha_{31} & \alpha_{32} & \alpha_{33} \end{pmatrix}$$

Consequently,  $\text{Ba}_2\text{Ni}_7\text{F}_{18}$  is a potential multiferroic material (polar structure and ferrimagnetic below  $T_C=36\text{K}$ ). Moreover, irrespective of the direction of an applied magnetic field, the polarization parallel to the magnetic field will increase due to the magnetoelectric effect below  $T_C$ .

## 5. Study of $\text{CsCoF}_4$

$\text{CsCoF}_4$  is the last compound among the fluorides that we investigate in the light of a possible magnetoelectric effect. This compound crystallizes in the non-polar space group  $I\bar{4}c2$  ( $n^\circ 120$ ) with two different  $\text{Co}^{3+}$  Wyckoff positions in the unit cell: 4d and 16i. The antiferromagnetic order occurring below  $T_N = 54\text{K}$  is characterized by a magnetic wave-vector  $\vec{k} = \vec{0}$  [22]. This structure is also magnetically frustrated due the presence of ferromagnetic interactions within an antiferromagnetic plane as described in Fig. 4.



**Figure 4.** Magnetic structure of  $\text{CsCoF}_4$  in the  $(a, b)$  plane. Plus and Minus signs indicate the magnetic moments along the  $c$  axis (up or down).

Based on geometrical considerations and comparison with magnetic structure of compounds of the same family (namely  $\text{LiCoF}_4$ ), the authors proposed some constraints



on the orientation of the magnetic moments. From these considerations, they found that the magnetic space group of  $\text{CsCoF}_4$  is  $I\bar{4}'$ . The corresponding magnetic point group is  $\bar{4}'$ . If one compares this magnetic point group with the ones listed in Ref. 4, we observe that a linear magnetoelectric effect is possible along several directions:

$$[\alpha_{ij}] = \begin{pmatrix} \alpha_{11} & \alpha_{12} & 0 \\ -\alpha_{12} & \alpha_{11} & 0 \\ 0 & 0 & \alpha_{33} \end{pmatrix}$$

## 6. Discussion

In the previous sections we have investigated the magnetic symmetry of various fluorides. We shall discuss here the common mechanism which may give rise to the magnetoelectric effect in the studied fluorides and compare it to other known magnetoelectric fluorides such as  $\text{BaMnF}_4$  [23]. But prior to this, we should stress that there is an upper bound for the magnetoelectric effect [24] which is defined as:

$$\alpha_{ij} \leq \varepsilon_0 \mu_0 \varepsilon_{ii} \mu_{jj} \quad (9)$$

$\varepsilon_{ii}$  and  $\varepsilon_0$  are respectively the permittivity of free space and the relative permittivity of the considered material. While  $\mu_{jj}$  and  $\mu_0$  are the relative permeability and the permeability of free space, respectively. As a consequence of Eq. (9), the magnetoelectric effect will remain small compared to unity except possibly in ferroelectric and ferromagnetic materials. Thus multiferroic magnetoelectric materials with ferromagnetic order are the most interesting. Among the various compounds that we have investigated,  $\text{KMnFeF}_6$  and  $\text{Ba}_2\text{Ni}_7\text{F}_{18}$  are likely to be good representatives of such materials.

Various mechanisms may contribute to the magnetoelectric effect. In the old literature, we can count about four different mechanisms which may participate in the magnetoelectric effect [25]. We can consider the molecular field theory expression of a magnetic field for the magnetoelectric susceptibility.

$$H = H_0 + V \quad (10)$$

where the Hamiltonian  $H_0$  describes the spin system in the presence of a magnetic field and the perturbation  $V$  is linear in the electric field.

$$H_0 = \frac{1}{2} \sum_{ij} J_{ij} \mathbf{S}_i \cdot \mathbf{S}_j - D \sum_j (S_j^z)^2 - \mu \mathbf{H} \cdot \sum_i \mathbf{S}_i \quad (11)$$

$V$  represent the changes of the various tensors due to the presence of an electric field: single-ion anisotropy, g-factor, symmetric exchange and Dzyaloshinskii-Moriya interactions. For the detailed expression of  $V$ , we refer the reader to the literature (see

Ref. 25). It has been shown that in the presence of an electric field the changes of the  $g$  factor are predominant at low temperature in  $\text{GdAlO}_3$  compared to the changes for the other tensors but not anymore above 1.2 K ( $T_N=3.78$  K) [25]. It is thus difficult to determine which parameter has the most important contribution since it depends not only on the compound but also on the temperature. The change of the anisotropy energy, exchange and  $g$  value due to the electric field have been proposed for the origin of the magnetoelectric effect in  $\text{Cr}_2\text{O}_3$  [11]. These various mechanisms are susceptible to play a role in the magnetoelectric effect in the fluorides that we present in the previous sections.

The main difference between the various fluorides that we present is the presence of inversion symmetry. The Dzyaloshinskii-Moriya (DM) interaction (antisymmetric exchange) is allowed only when the inversion symmetry is broken at the ligand ion mediating the exchange [26]. Therefore, when the crystal structure has inversion symmetry, the external electric field  $\mathbf{E}$  induces the DM interaction. Thus the DM vector can be defined as  $\mathbf{D}_{ij} \propto \mathbf{E} \times \mathbf{e}_{ij}$  with  $\mathbf{e}_{ij}$  being the unit vector connecting the two sites  $i$  and  $j$ . This is the mechanism which has been proposed to explain the magnetoelectric effect in  $\text{ZnCr}_2\text{Se}_4$  [27]. One may expect that the contribution of the DM mechanism to the magnetoelectric effect is higher for compounds which allows a spontaneous DM interaction (i.e. not induced by the electric field  $\mathbf{E}$ ). In this perspective, we expect that the almost collinear magnetic structure of  $\text{CsCoF}_4$  will give rise to a negligible DM contribution to the predicted magnetoelectric effect. We note that DM interactions do not result systematically in a magnetoelectric contribution as in the case of  $\alpha\text{-Fe}_2\text{O}_3$  [26] or  $\text{CoF}_2$  [28], which are piezomagnetic materials.

The fluorides that we present in this contribution present various symmetry properties. We can classify them in two types of crystal structures: polar and non-polar. In the first category, we count  $\text{KMnFeF}_6$  and  $\text{Ba}_2\text{Ni}_7\text{F}_{18}$ . In the other category, we have  $\text{KCrF}_4$ ,  $\text{Ba}_2\text{Ni}_3\text{F}_{10}$  and  $\text{CsCoF}_4$ . As a consequence of their polar structure,  $\text{KMnFeF}_6$  and  $\text{Ba}_2\text{Ni}_7\text{F}_{18}$  are potentially multiferroic and thus ferroelectric at room temperature. If their ferroelectric properties can be confirmed experimentally, the mechanism for this ferroelectricity remains to be investigated. Several multiferroic fluorides have been investigated theoretically and experimentally [23, 29]. It has been shown that the typical charge transfer towards empty d-orbitals responsible for ferroelectricity such as in  $\text{BaTiO}_3$  is not active in  $\text{BaMF}_4$  ( $M = \text{Mn, Fe, Co, and Ni}$ ). The ferroelectric instability in the multiferroic barium fluorides arises solely due to size effects [29]. In the light of the occupied d-orbitals in  $\text{KMnFeF}_6$  and  $\text{Ba}_2\text{Ni}_7\text{F}_{18}$ , it could be that the cooperative displacements of  $\text{K}^+$  and  $\text{Ba}^{2+}$  respectively would be responsible for the ferroelectric instability. Obviously, this hypothesis remains to be confirmed experimentally.

## 7. Conclusion

In conclusion, we have shown from symmetry analysis that several fluorides are likely to be magnetoelectric. Several of them may present a multiferroic character coupled to

an induced polarization under the application of a magnetic field. Most of them present magnetic frustration. We present here possible magnetoelectrics which are among the scarce ferrimagnetic systems. This ferromagnetism may enhance the interplay between polarization and magnetism for the case of multiferroic materials. The mechanism for potential ferroelectricity and magnetoelectric effect remain to be investigated. We expect that this work will stimulate experimental investigations of the dielectric properties of the above reported fluorides.

## ACKNOWLEDGEMENTS

The work was supported by the Dutch National Science Foundation NWO by the breedtestrategieprogramma of the Materials Science Center, MSC<sup>+</sup>.

## References

- [\*] Corresponding author: Gwilherm Nénert, gwilherm.nenert@cea.fr, New address: CEA-Grenoble DRFMC/SPSMS/MDN; 17 rue des martyrs 38054, Grenoble Cedex France
- [1] M. Fiebig, *J. Phys. D: Appl. Phys.* **38** R123 (2005)
- [2] W. Eerenstein, N. D. Mathur and J. F. Scott, *Nature* **442** 759 (2006)
- [3] S.-W. Cheong and M. Mostovoy, *Nature Materials* **6**, 13 (2007)
- [4] International Tables for Crystallography, Vol. D, Physical Properties of crystals, Edited by A. Authier, Kluwer Academic Publishers, 2003
- [5] The Landau Theory of Phase Transitions, J.-C. Tolédano and P. Tolédano; World Scientific Publishing 1987
- [6] A. A. Nugroho, N. Bellido, U. Adem, G. Nénert, Ch. Simon, M. O. Tjia, M. Mostovoy, and T. T. M. Palstra, *Phys. Rev.* **75**, 174435 (2007)
- [7] A. B. Harris, unpublished, cond-mat/0610241
- [8] H. Katsura, N. Nagaosa and A. V. Balatsky, *Phys. Rev. Lett.* **95**, 057205 (2005)
- [9] I.A. Sergienko and E. Dagotto, *Phys. Rev. B* **73**, 094434 (2006)
- [10] M. Mostovoy, *Phys. Rev. Lett.* **96**, 067601 (2006)
- [11] G. T. Rado, *Phys. Rev.* **128**, 2546 (1962); G. T. Rado, *Phys. Rev. Lett.* **6**, 6009 (1961); M. Date, J. Kanamori, M. Tachiki; *J. Phys. Soc. Japan* **16**, 2589 (1961)
- [12] G. R. Blake *et al.*, *Phys. Rev. B* **71**, 214402 (2005); L. C. Chapon *et al.* *Phys. Rev. Lett.* **93**, 177402; N. Aliouane *et al.* *Phys. Rev. B* **73**, 20102 (2006); T. Goto *et al.* *Phys. Rev. B* **72**, 220403 (2005); T. Kimura, T. Goto, H. Shintani, K. Ishizaka, T. Arima, and Y. Tokura, *Nature (London)* **426**, 55 (2003); N. Hur, S. Park, P. A. Sharma, J. S. Ahn, S. Guha, and S.-W. Cheong, *Nature (London)* **429**, 392 (2004), I. A. Sergienko, C. Sen and E. Dagotto, *Phys. Rev. Lett.* **97**, 227204 (2006)
- [13] S. Goshen, D. Mukamel, H. Shaked and S. Shtrikman, *J. Appl. Phys.* **40**, 1590 (1969); S. Goshen, D. Mukamel, H. Shaked and S. Shtrikman, *Phys. Rev. B* **12**, 4679 (1970)
- [14] I. E. Dzialoshinskii, *Sov. Phys. JETP*, **10**, 628 (1960)
- [15] D. Kissel, R. Hoppe, *Z.Natur. Teil B, Anorg. Chemie, Org. Chemie* **42**, 135 (1987)
- [16] P. Lacorre, M. Leblanc, J. Pannetier, G. Ferey, *J. Magn. Magn. Mat.* **94**, 337 (1991); P. Lacorre, M. Leblanc, J. Pannetier, G. Ferey, *J. Magn. Magn. Mat.* **66** (1987) 219-224
- [17] P. Lacorre, J. Pannetier, G. Ferey, *J. Magn. Magn. Mat.* **94**, 331 (1991)
- [18] M. C. Foster, G. R. Brown, R. M. Nielson, S. C. Abrahams, *J. Appl. Cryst.* **30**, 495 (1997); G. C. Miles, M. C. Stennett, D. Pickthall, C. A. Kirk, I. M. Reaney and A. R. West, *Powder Diffraction* **20**, 43 (2005); L. E. Cross and R. R. Neurgaonkar, *J. Mat. Science* **27**, 2589 (1992)

- [19] E. F. Bertaut, *Acta Cryst. A* **24**, 217 (1968)
- [20] P. Lacorre, J. Pannetier, G. Ferey, *J. Magn. Magn. Mat.* **66**, 213 (1987)
- [21] J. Renaudin, G. Ferey, A. Kozak, M. Samouel, P. Lacorre, *Solid State Commun.* **65**, 185 (1988)
- [22] P. Lacorre, J. Pannetier, T. Fleischer, R. Hoppe, G. Ferey, *J. Solid State Chem.* **93**, 37 (1991)
- [23] D. L. Fox, D. R. Tilley, J. F. Scott, H. J. Guggenheim, *Phys. Rev. B* **21**, 2926 (1980)
- [24] W. F. Brown, R. M. Hornreich and S. Shtrikman, *Phys. Rev.* **168**, 574 (1968)
- [25] O. F. de Alcantara Bonfim and G. A. Gehring, *Advances in Physics*, **29**, 731 (1980)
- [26] T. Moriya, *Phys. Rev.* **120**, 91 (1960); I. Dzyaloshinskii, *J. Phys. Chem. Solids* **4**, 241 (1958)
- [27] K. Shiratori and E. Kita; *J. Phys. Soc. Japan* **48**, 1443 (1980)
- [28] A. S. Borovik-Romanov, *Sov. Phys. JETP* **9**, 1390 (1959); A. S. Borovik-Romanov, *Sov. Phys. JETP*, **11**, 786 (1960)
- [29] C. Ederer and N. A. Spaldin, *Phys. Rev. B* **74**, 020401(R) (2006); M. Yoshimura and M. Hidaka, *J. Phys. Soc. of Japan* **74**, 1181 (2005); C. Ederer and N. A. Spaldin, *Phys. Rev. B* **74**, 024102 (2006)