

Density-Matrix Renormalization Group Study of Trapped Imbalanced Fermi Condensates

Masaki Tezuka^{1,*} and Masahito Ueda^{1,2}

¹*Department of Physics, Tokyo Institute of Technology,
2-12-1 O-okayama, Meguro-ku, Tokyo 152-8551, Japan*

²*ERATO Macroscopic Quantum Control Project, JST, Tokyo 113-8656, Japan*

(Dated: November 12, 2018)

The density-matrix renormalization group is employed to investigate a harmonically-trapped imbalanced Fermi condensate based on a one-dimensional attractive Hubbard model. The obtained density profile shows a flattened population difference of spin-up and spin-down components at the center of the trap, and exhibits phase separation between the condensate and unpaired majority atoms for a certain range of the interaction and population imbalance P . The two-particle density matrix reveals that the sign of the order parameter changes periodically, demonstrating the realization of the Fulde-Ferrell-Larkin-Ovchinnikov phase. The minority spin atoms contribute to the quasi-condensate up to at least $P \simeq 0.8$. Possible experimental situations to test our predictions are discussed.

PACS numbers: 03.75.Hh, 71.10.Pm, 71.10.Fd

Over the past few years, two major breakthroughs have been achieved in fermionic superfluids of tenuous atomic vapor: BEC-BCS crossover [1, 2] and imbalanced superfluidity [3, 4]. These subjects have been studied not just in atomic physics but also in diverse subfields of physics [5] such as condensed matter physics [6, 7, 8, 9] and nuclear physics [10, 11, 12]. Two major issues in imbalanced superfluidity are whether superfluidity disappears at a particular value (the Chandrasekhar-Clogston (CC) limit [13]) of population imbalance, and in what parameter regime the Fulde-Ferrell-Larkin-Ovchinnikov (FFLO) phase [14, 15] emerges. The observation of the CC limit is currently under controversy, while the FFLO phase remains elusive [16] despite extensive theory literature [17, 18, 19, 20, 21, 22, 23, 24, 25, 26].

In this Letter, we address these issues by applying the density-matrix renormalization group (DMRG) [27, 28] to a system of harmonically trapped fermions. We consider a trapped one-dimensional (1D) system, which can exhibit BEC due to the cut-off of infrared divergence. We find that in the ground state of an imbalanced Fermi system the pairing order parameter undergoes a periodic sign change—the hallmark of the FFLO state [29, 30, 31]. We also show that, as the imbalance becomes greater, the minority-spin atoms continues to contribute to the quasi-condensed state, implying non-existence of the CC limit.

We consider a system of spin-1/2 fermions undergoing short-ranged interaction and confined in a 1D harmonic potential whose characteristic size is l . We take l as the unit of length and discretize the system by introducing a lattice of L sites with the lattice constant given by $d = 2l/L$. The transfer amplitude between neighboring sites, $t = \hbar^2/2md^2$ (m is the mass of the atom), reproduces the energy dispersion of the free space in the limit of small filling factor ($L \rightarrow \infty$). The contact interaction

$g_{1D}\delta(z_\uparrow - z_\downarrow)$ is approximated by introducing an on-site interaction with coupling constant $U = g_{1D}/d$ between atoms in different spin states.

We use DMRG to calculate the on-site pair correlation function and the two-body reduced density matrix (2BDM) for the L -site Hubbard model with a harmonic on-site potential. DMRG allows an efficient, numerically exact treatment of many-body problems in 1D by iterative truncation of the Hilbert space. We retain 200 truncated states per DMRG block with the maximum truncation error of 10^{-5} .

The Hamiltonian of our system is given by

$$\hat{H} = -t \sum_{i=0, \sigma}^{L-2} (\hat{c}_{i+1, \sigma}^\dagger \hat{c}_{i, \sigma} + \text{h.c.}) + U \sum_{i=0}^{L-1} \hat{n}_{i, \uparrow} \hat{n}_{i, \downarrow} + V \sum_{i=0}^{L-1} [i - (L-1)/2]^2 \hat{n}_i, \quad (1)$$

where $\hat{c}_{i, \sigma}$ annihilates an atom at site i in spin state $\sigma (= \uparrow, \downarrow)$, $\hat{n}_{i, \sigma} \equiv \hat{c}_{i, \sigma}^\dagger \hat{c}_{i, \sigma}$, $\hat{n}_i \equiv \hat{n}_{i, \uparrow} + \hat{n}_{i, \downarrow}$, and $V \equiv 4A/L^2$ is determined from the depth A of the potential. We note that $A/t \propto L^{-2}$ and $U/t \propto L^{-1}$. We calculate the ground state of Hamiltonian (1) within the particle-number sector of N_\uparrow and N_\downarrow atoms in spin states \uparrow and \downarrow , respectively. The imbalance parameter is defined as $P \equiv (N_\uparrow - N_\downarrow)/N$, where $N \equiv N_\uparrow + N_\downarrow$. The Fermi momentum at the trap center is calculated from the averaged density $n_\sigma \equiv \langle \hat{n}_{i, \sigma} \rangle L/2l$ as $k_{F\sigma} = n_\sigma \pi$, where the overbar denotes the average over $0.1L - 0.2L$ neighboring sites.

The s -wave scattering length of atoms a_{1D} in a 1D trap with radial width $a_\perp \equiv \sqrt{\hbar/\mu\omega_\perp}$, where μ is half the atom mass and ω_\perp is the radial trapping frequency, is modified from the free-space scattering length a_{3D} [32]: in the low-energy limit of incident atoms, $a_{1D} = -(a_\perp^2/2a_{3D}) \times (1 - Ca_{3D}/a_\perp)$ with $C \simeq 1.46$. Thus the

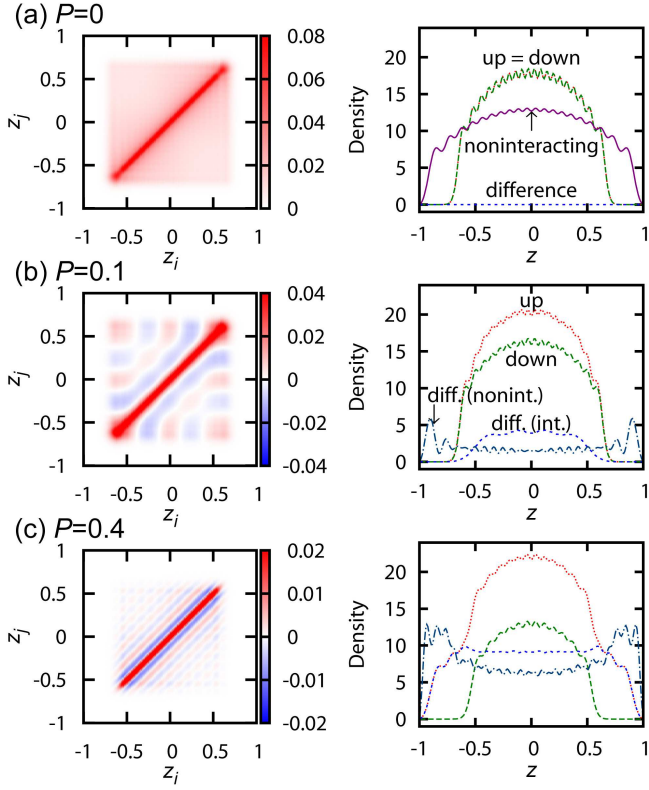


FIG. 1: (Color online) On-site pair correlation $\langle \hat{c}_{i,\downarrow}^\dagger \hat{c}_{i,\uparrow}^\dagger \hat{c}_{j,\uparrow} \hat{c}_{j,\downarrow} \rangle$ (left column) and density distributions (right column) of spin-up and spin-down atoms together with their difference plotted against the z coordinate in a harmonic potential for $(A/t, U/t) = (6400/L^2, -800/L)$ and $(N_\uparrow, N_\downarrow) =$ (a) (20, 20), (b) (22, 18) and (c) (28, 12) with an $L = 200$ -site lattice. In (a) the density of spin-up atoms, and in (b) and (c) the difference for the noninteracting case ($U = 0$) are also plotted.

1D effective interaction is described by $U(z) = g_{1D}\delta(z)$, where $g_{1D} = -\hbar^2/\mu a_{1D}$. We take $A/t = 6400/L^2$, which, in the case of ^{40}K atoms with $a_\perp = 86$ nm and $\omega_z = 2\pi \times 256$ Hz [33], gives $l = 6.28$ μm ; $U/t = -800/L$, for example, corresponds to $a_{1D} = 62.8$ nm.

We first examine the on-site pair correlation function defined by

$$O_{\text{on-site}}(z_i, z_j) \equiv \langle \psi_0 | \hat{c}_{i,\downarrow}^\dagger \hat{c}_{i,\uparrow}^\dagger \hat{c}_{j,\uparrow} \hat{c}_{j,\downarrow} | \psi_0 \rangle, \quad (2)$$

where $|\psi_0\rangle$ is the ground state of the system. The left column of Fig. 1 displays $O_{\text{on-site}}(z_i, z_j)$ for three values of P with $L = 200$ and $U/t = -4 [(k_F a_{1D})^{-1} = 1.82$ for $n_\uparrow = n_\downarrow = 17.5]$. Figure 1(a) exhibits the case with $P = 0$, where $O_{\text{on-site}}(z_i, z_j)$ shows a slow decay without changing the sign, and then drops precipitously towards zero at $|z_i| \sim 0.75$. The sharp boundary reflects cohesion of the system due to attractive interaction. Figure 1(b) shows the case with $P = 0.1$, where the pair correlation function changes its sign in real space, and the amplitude of the oscillation vanishes rather sharply at $|z_i| \sim 0.7$.

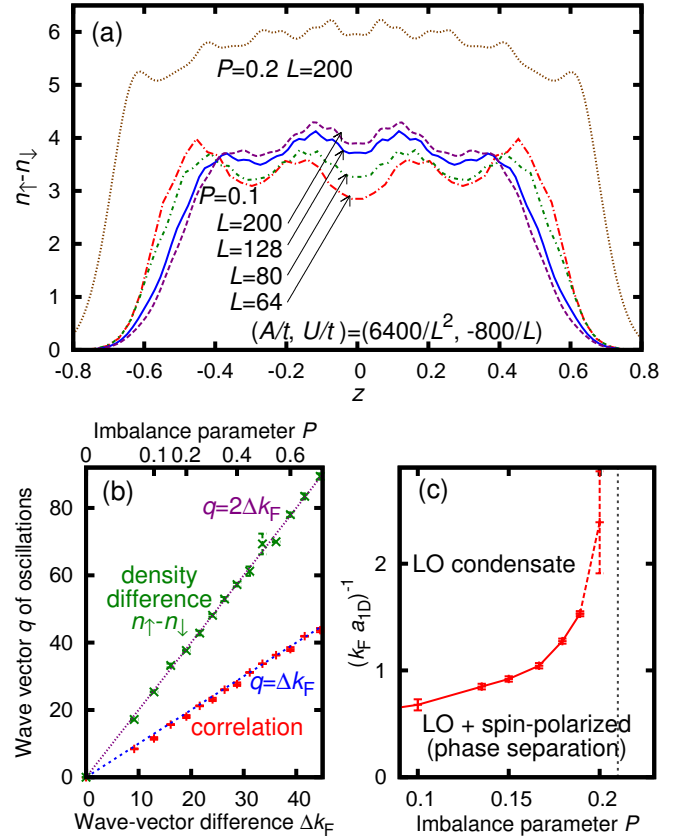


FIG. 2: (Color online) (a) Dependence of the difference in density between spin-up and spin-down atoms, $n_\uparrow - n_\downarrow$, on z calculated for $N = 40$ atoms with imbalance parameter $P = 0.1$, $L = 64, 80, 128, 200$ and $(A/t, U/t) = (6400/L^2, -800/L)$. $n_\uparrow - n_\downarrow$ for $P = 0.2$ with $L = 200$ is also plotted. (b) Wave vector of oscillations in the pair correlation and that in $n_\uparrow - n_\downarrow$ obtained for $N = 40$ atoms for various values of the imbalance parameter with $L = 200$ and $(A/t, U/t) = (0.16, -4)$. (c) Phase diagram for $A/t = 6400/L^2$. [34] LO denotes the Larkin-Ovchinnikov state. Here, k_F is defined as $(k_{F\uparrow} + k_{F\downarrow})/2$. Phase separation occurs regardless of the value of $(k_F a_{1D})^{-1}$ when $P \geq 0.21$ (dotted line).

Figure 1 (c) shows the case with $P = 0.4$, where the sign change of the pair correlation function occurs with a much shorter period because of a larger separation in the Fermi wave numbers of the up and down spin components. The peaks of $O_{\text{on-site}}(z_i, z_j)$ align along straight lines of constant $z_i - z_j$, implying that the order parameter oscillates periodically in space. In Figs. 1 (b) and (c), the order parameter varies sinusoidally with no broken time-reversal symmetry, indicating that the realized states are in the Larkin-Ovchinnikov (LO) phase rather than the Fulde-Ferrell phase.

The right column of Fig. 1 shows the density distributions of the spin-up and spin-down atoms together with their difference. For $P = 0$, the total number of atoms peaks at the center of the harmonic trap with small Friedel oscillation due to the presence of the trapping po-

tential. We note that the pair correlation extends over the whole region where atoms are present. In Fig. 1 (b) with $P = 0.1$, the difference in site occupation numbers is almost flat near the trap center. The population plummets again at the locations where the pair correlation function vanishes. In Fig. 1 (c) with $P = 0.4$, we see that the tails of the total population at both ends only comprise the majority atoms in the $|\uparrow\rangle$ state. The population difference first increases rapidly as we go from an edge toward the center, and then becomes almost flat near the trap center. The oscillating pair correlation in Fig. 1 (c) disappears at $|z_i| \sim 0.6$ at which the number of the minority population vanishes. This fact indicates that the two phases—the FFLO condensate with almost constant density of excess majority atoms and the normal, spin-polarized state—phase-separate.

Figure 2 (a) plots the difference of density distributions of spin-up and spin-down atoms for $P = 0.1$ with varying L , and for $P = 0.2$ with $L = 200$. We find that the density difference shows a rapid convergence, which indicates that $L = 200$ is close to the continuum limit, and that the difference oscillates around a slowly-varying parabolic curve around the center of the trap. Near the trap center, the oscillation of the density difference is incommensurate with the lattice and almost independent of the lattice constant for $L \geq 80$. By a nonlinear fit we determine the wave vector of the oscillation as well as the density difference at $z = 0$ (the peak of the parabola). Figure 2 (b) plots the wave vector of the oscillations against the wave-vector difference $\Delta k_F \equiv k_{F\uparrow} - k_{F\downarrow}$ for the pair correlation function and for the density difference $n_\uparrow - n_\downarrow$ at the trap center. The linear relation $q = \Delta k_F$, which holds for the former case, is consistent with the LO phase [29, 30, 31]. The relation $q = 2\Delta k_F$, which holds for the latter case, is expected for the FFLO states [35], and this is confirmed in Fig. 2 (b).

The sudden rise of the minority population for $P > 0$ does not appear in the noninteracting system and show striking resemblance to the density profiles observed in the Rice experiment [36]. Such cohesion in the density distribution implies that the minority atoms are drawn into the inner core due to pair correlation, while unpaired atoms in the majority state are pushed outside the core. While similar density profiles have been reproduced in 3D simulations with phenomenological surface tension [37, 38], it is interesting to observe that such a steep rise also occurs in the 1D system by treating many-body effects rigorously. We identify the point of phase separation with the onset of the two shoulder peaks in the density difference. Figure 2 (c) shows the phase diagram for $A/t = 6400/L^2$ obtained by identifying the onset for $36 \leq N \leq 41$. As the population imbalance P becomes greater, stronger on-site attractive interaction or shorter a_{1D} is needed to eliminate phase separation, and for $P \geq 0.21$, the shoulder peaks are always seen regardless of the strength of the on-site attractive inter-

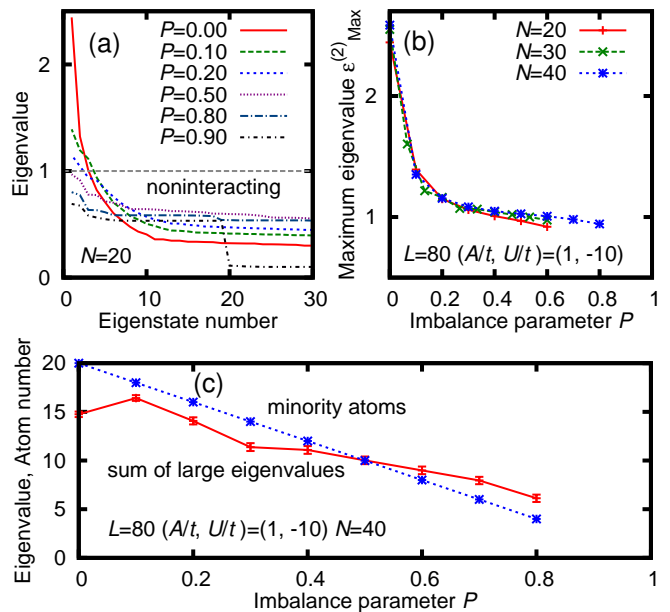


FIG. 3: (Color online) (a) Eigenvalue distribution for the two-particle density matrices calculated for various values of the imbalance parameter P for $(A/t, U/t) = (6400/L^2, -800/L)$ and $N = 20$ on a $L = 80$ -site lattice. (b) Maximum eigenvalue $\epsilon_{\text{Max}}^{(2)}$ for different total numbers of atoms $N = 20, 30, 40$. (c) The sum of eigenvalues up to the kink, and the number of the minority spin atoms plotted against P .

action.

Finally, we study the dependence of the condensate fraction on imbalance parameter P by calculating the eigenvalue distribution of the two-body density matrix (2BDM) [39]. The matrix elements of 2BDM in the site representation are given by

$$\rho_{ii',jj'}^{(2)} \equiv \langle \psi_0 | \hat{c}_{i,\downarrow}^\dagger \hat{c}_{i',\uparrow}^\dagger \hat{c}_{j,\uparrow} \hat{c}_{j',\downarrow} | \psi_0 \rangle. \quad (3)$$

Note that $\rho_{ii',jj}^{(2)}$ equals $O_{\text{on-site}}(i, j)$. The sum of the eigenvalues equals $N_\uparrow N_\downarrow$. For the noninteracting case, there is an $N_\uparrow N_\downarrow$ -fold degenerate eigenvalue of unity, and the rest of the eigenvalues are all zero for the ground state, because each single-particle energy level is either occupied or unoccupied.

Figure 3 (a) shows the distribution of the eigenvalues of 2BDM for various values of the imbalance parameter P . We observe that the first few eigenvalues stand out from the rest. This can be interpreted as the atoms forming a quasi-condensate, where pairs of atoms condense into more than one eigenstate. Figure 3 (b) shows how the maximum eigenvalue decreases with increasing P . It also shows that $\epsilon_{\text{Max}}^{(2)}$ is rather insensitive to the value of N . This fact suggests that the lowest-lying pairing state is already maximally occupied for a small value of N and that additional atoms contribute to other pairing states with oscillating sign changes compatible with the LO state. Figure 3 (c) shows the sum of those large

eigenvalues, together with the number of the minority atoms. We note that the sum is almost equal to the number of minority-spin atoms, indicating that almost all of the latter contributes to the quasi-condensate. This phenomenon should be interpreted as being due to the abundance of majority-spin atoms which can pair with minority-spin atoms no matter where the latter reside. This behavior and the slow decay of the maximum eigenvalue of 2BDM suggests the robustness of condensate against population imbalance.

The eigenvector ϕ_{ij} of the 2BDM with the largest eigenvalue $\epsilon_{\text{Max}}^{(2)}$, which describes the state in which the largest number of Cooper pairs participate, is contributed mostly from the $i = j$ components. This reflects the fact that the two atoms on the same site are most effectively paired, as expected from Hamiltonian (1). The sign of ϕ_{ii} changes as a function of i when $P > 0$, showing that the sign change in the order parameter originates from the FFLO nature of the condensate rather than from the Andreev scattering of particles at the normal-superfluid boundary [26].

In conclusion, we have employed the density-matrix renormalization group to investigate fermionic condensation of a 1D trapped gas with population imbalance between the two spin states, and have shown that the ground state exhibits the FFLO-like feature over a wide range of imbalance parameter P . We have also found a critical value of P beyond which the LO condensate and spin-polarized Fermi gas phase-separate at $T = 0$ no matter how strong the interaction is.

This work was supported by a Grant-in-Aid for Scientific Research (Grant No. 17071005) and by a 21st Century COE program on ‘‘Nanometer-Scale Quantum Physics’’ from the Ministry of Education, Culture, Sports, Science and Technology of Japan. M.T. is supported by Research Fellowship of the Japan Society for the Promotion of Science for Young Scientists.

* Electronic address: tezuka.m.aa@m.titech.ac.jp

- [1] C. A. Regal, M. Greiner, and D. S. Jin, Phys. Rev. Lett. **92**, 040403 (2004).
- [2] G. B. Partridge, K. E. Strecker, R. I. Kamar, M. W. Jack, and R. G. Hulet, Phys. Rev. Lett. **95**, 020404 (2005).
- [3] M. W. Zwierlein, A. Schirotzek, C. H. Schunck, and W. Ketterle, Science **311**, 492 (2006).
- [4] G. B. Partridge, W. Li, R. I. Kamar, Y.-a. Liao, and R. G. Hulet, Science **311**, 503 (2006).
- [5] R. Casalbuoni and G. Nardulli, Rev. Mod. Phys. **76**, 263 (2004).
- [6] S. Manalo and U. Klein, J. Phys.: Cond. Mat. **12**, L471 (2000).
- [7] M. A. Tanatar, T. Ishiguro, H. Tanaka, and H. Kobayashi, Phys. Rev. B **66**, 134503 (2002).
- [8] C. Mora and R. Combescot, Europhys. Lett. **66**, 833 (2004).
- [9] K. Yang, Phys. Rev. B **63**, 140511 (2001).
- [10] M. Alford, J. A. Bowers, and K. Rajagopal, Phys. Rev. D **63**, 074016 (2001).
- [11] I. Giannakis and H.-C. Ren, Phys. Lett. B **611**, 137 (2005).
- [12] R. Casalbuoni, R. Gatto, N. Ippolito, G. Nardulli, and M. Ruggieri, Phys. Lett. B **627**, 89 (2005).
- [13] B. S. Chandrasekhar, App. Phys. Lett. **1**, 7 (1962); A. M. Clogston, Phys. Rev. Lett. **9**, 266 (1962).
- [14] P. Fulde and R. A. Ferrell, Phys. Rev. **135**, A550 (1964).
- [15] A. Larkin and Y. Ovchinnikov, Zh. Eksp. Teor. Fiz **47**, 1136 (1964).
- [16] In condense matter evidence of the FFLO phase in superconductors has recently been presented: A. Bianchi, R. Movshovich, C. Capan, P. G. Pagliuso, and J. L. Sarrao, Phys. Rev. Lett. **91**, 187004 (2003); K. Kakuyanagi, M. Saitoh, K. Kumagai, S. Takashima, M. Nohara, H. Takagi, and Y. Matsuda, Phys. Rev. Lett. **94**, 047602 (2005); V. F. Correa, T. P. Murphy, C. Martin, K. M. Purcell, E. C. Palm, G. M. Schmiedeshoff, J. C. Cooley, and S. W. Tozer, Phys. Rev. Lett. **98**, 087001 (2007).
- [17] R. Combescot, Europhys. Lett. **55**, 150 (2001).
- [18] T. Mizushima, K. Machida, and M. Ichioka, Phys. Rev. Lett. **94**, 060404 (2005); K. Machida, T. Mizushima, and M. Ichioka, Phys. Rev. Lett. **97**, 120407 (2006).
- [19] P. Castorina, M. Grasso, M. Oertel, M. Urban, and D. Zappalà, Phys. Rev. A **72**, 025601 (2005).
- [20] D. E. Sheehy and L. Radzihovsky, Phys. Rev. Lett. **96**, 060401 (2006).
- [21] J. Kinnunen, L. M. Jensen, and P. Törmä, Phys. Rev. Lett. **96**, 110403 (2006).
- [22] K. B. Gubbels, M. W. J. Romans, and H. T. C. Stoof, Phys. Rev. Lett. **97**, 210402 (2006).
- [23] X.-J. Liu, H. Hu, and P. D. Drummond, Phys. Rev. A **75**, 023614 (2007); H. Hu, X.-J. Liu, and P. D. Drummond, Phys. Rev. Lett. **98**, 070403 (2007).
- [24] N. Yoshida and S.-K. Yip, Phys. Rev. A **75**, 063601 (2007).
- [25] G. Orso, Phys. Rev. Lett. **98**, 070402 (2007).
- [26] B. van Schaeybroeck and A. Lazarides, Phys. Rev. Lett. **98**, 170402 (2007).
- [27] S. R. White, Phys. Rev. Lett. **69**, 2863 (1992); Phys. Rev. B **48**, 10345 (1993).
- [28] U. Schollwöck, Rev. Mod. Phys. **77**, 259 (2005).
- [29] A. E. Feiguin and F. Heidrich-Meisner, Phys. Rev. B **76**, 220508(R) (2007).
- [30] G. G. Batrouni, M. H. Huntley, V. G. Rousseau, and R. T. Scalettar, arXiv:0710.1353v1.
- [31] M. Rizzi, M. Polini, M. A. Cazalilla, M. R. Bakhtiari, M. P. Tosi, and R. Fazio, arXiv:0712.3364v1.
- [32] M. Olshanii, Phys. Rev. Lett. **81**, 938 (1998).
- [33] H. Moritz, T. Stöferle, K. Günter, M. Köhl, and T. Esslinger, Phys. Rev. Lett. **94**, 210401 (2005).
- [34] A large error bar at $P = 0.2$ takes into account the possibility of a reentrant region in which an LO condensate appears for intermediate values of $(k_F a_{1D})^{-1}$.
- [35] K. Machida and H. Nakanishi, Phys. Rev. B **30**, 122 (1984).
- [36] G. B. Partridge, W. Li, Y. A. Liao, R. G. Hulet, M. Haque, and H. T. C. Stoof, Phys. Rev. Lett. **97**, 190407 (2006).
- [37] T. N. de Silva and E. J. Mueller, Phys. Rev. A **73**, 051602 (2006).
- [38] M. Haque and H. T. C. Stoof, Phys. Rev. Lett. **98**,

260406 (2007).

[39] C. N. Yang, *Rev. Mod. Phys.* **34**, 694 (1962).