

Strongly enhanced effective mass in dilute two-dimensional electron systems: System-independent origin

A. A. Shashkin, A. A. Kapustin, E. V. Deviatov, and V. T. Dolgoplov
Institute of Solid State Physics, Chernogolovka, Moscow District 142432, Russia

Z. D. Kvon
Institute of Semiconductor Physics, Novosibirsk, Russia

We measure the effective mass in a dilute two-dimensional electron system in (111)-silicon by analyzing temperature dependence of the Shubnikov-de Haas oscillations in the low-temperature limit. A strong enhancement of the effective mass with decreasing electron density is observed. The mass renormalization as a function of the interaction parameter r_s is in good agreement with that reported for (100)-silicon, which shows that the relative mass enhancement is system- and disorder-independent being determined by electron-electron interactions only.

PACS numbers: 71.30.+h, 73.40.Qv, 71.18.+y

The ground state of an ideal, strongly interacting two-dimensional (2D) electron system is expected to be Wigner crystal [1]. The interaction strength is characterized by the Wigner-Seitz radius, r_s , which is equal in the single-valley case to the ratio between the Coulomb energy and the Fermi energy, E_C/E_F . This ratio is proportional to $n_s^{-1/2}$ and therefore increases with decreasing electron density, n_s . According to numeric simulations [2], Wigner crystallization is expected at $r_s \approx 35$. The refined numeric simulations [3] have predicted that prior to the crystallization, in the range of the interaction parameter $25 \lesssim r_s \lesssim 35$, the ground state of the system is a strongly correlated ferromagnetic Fermi liquid; yet, other intermediate phases may also exist [4]. At $r_s \sim 1$, the electron liquid is expected to be paramagnetic, with the effective mass, m , and Landé g factor renormalized by interactions. It was not until recently that qualitative deviations from the weakly-interacting Fermi liquid behavior (in particular, the drastic increase of the effective electron mass with decreasing electron density) have been found in strongly correlated 2D electron systems ($r_s \gtrsim 10$) [5, 6, 7].

The strongest many-body effects have been observed in (100)-silicon metal-oxide-semiconductor-field-effect-transistors (MOSFETs). Due to this, there has been recently a revival of interest to (111)-silicon MOSFETs [8, 9, 10]. Although the latter electron system has been under study for quite a long time, the main experimental results were obtained some decades ago (see, e.g., Ref. [11]), when the knowledge of the 2D electron systems left to be desired. Electron densities and temperatures used in experiments were not low enough and the experimental accuracy achieved for low-mobility samples was not high enough.

In this paper, we report accurate measurements of the effective mass in a dilute 2D electron system in (111)-silicon by analyzing temperature dependence of the weak-field Shubnikov-de Haas (SdH) oscillations in the low-temperature limit. We find that the effective mass is strongly increased at low electron densities. The renor-

malization of the effective mass as a function of the interaction parameter r_s agrees well with that found in (100)-silicon MOSFETs, although the effective masses in bulk silicon for both orientations are different by a factor of about two. Also, our (111)-samples have much higher level of disorder than (100)-ones. This gives evidence that the relative mass enhancement is system- and disorder-independent and is determined by electron-electron interactions only.

Measurements were made in an Oxford dilution refrigerator with a base temperature of ≈ 30 mK on (111)-silicon MOSFETs similar to those previously used in Ref. [8]. Samples had the Hall bar geometry with width $400 \mu\text{m}$ equal to the distance between the potential probes. Application of a dc voltage to the gate relative to the contacts allowed one to control the electron density. Oxide thickness was equal to 1540 \AA . In highest-mobility samples, the normal of the sample surface was tilted from [111]- toward [110]-direction by a small angle of 8° . Anisotropy for electron transport in such samples does not exceed 5% at $n_s = 3 \times 10^{11} \text{ cm}^{-2}$ and increases weakly with electron density, staying below 25% at $n_s = 3 \times 10^{12} \text{ cm}^{-2}$, as has been determined in independent experiments. The resistance, R_{xx} , was measured by a standard 4-terminal technique at a low frequency (5–11 Hz) to minimize the out-of-phase signal. Excitation current was kept low enough (3–40 nA) to ensure that measurements were taken in the linear regime of response. SdH oscillations were studied on two samples, and very similar results were obtained. In particular, the extracted values of the effective mass were coincident within our experimental uncertainty. Below, we show results obtained on a sample with a peak electron mobility close to $2500 \text{ cm}^2/\text{Vs}$ at $T = 1.5$ K.

In Fig. 1(a), we show the magnetoresistance $R_{xx}(B)$ for $n_s = 8.4 \times 10^{11} \text{ cm}^{-2}$ at different temperatures. In weak magnetic fields, the SdH oscillation period corresponds to a change of the filling factor $\nu = n_s hc/eB$ by $\Delta\nu = 4$ [12], which indicates that both the spin and valley degeneracies are equal to $g_s = g_v = 2$. The fact that

the valley degeneracy is equal to $g_v = 2$, rather than $g_v = 6$, is a long-standing problem which lacks a definite answer so far [8].

In Fig. 1(b), we plot positions of the resistance minima in the (B, n_s) plane. The symbols are the experimental data and the lines are the expected positions of the cyclotron and spin minima calculated according to the formula $n_s = \nu eB/hc$. The resistance minima are seen at $\nu = 6, 10, 14, 18, 22, 26$, and 30 corresponding to spin splittings and at $\nu = 4, 8, 12, 16, 20, 24$, and 28 corresponding to cyclotron gaps. The valley splitting is not seen at low electron densities/weak magnetic fields, and the even numbers of the SdH oscillation minima confirm the valley degeneracy equal to $g_v = 2$. The spin minima extend to appreciably lower electron densities than the cyclotron minima: behavior that is similar to that observed in (100)-silicon MOSFETs [13]. This reveals that at the lowest electron densities, the spin splitting is close to the cyclotron splitting, i.e., the product gm is strongly enhanced (by a factor of about three).

We would like to emphasize that unlike (100)-silicon MOSFETs with mobilities in excess of $\approx 2 \times 10^4 \text{ cm}^2/\text{Vs}$, the metallic temperature dependence of the $B = 0$ resistance is not observed below $T = 1.3 \text{ K}$ in our samples, as is evident from Fig. 1(c) which shows zero-field mobility as a function of electron density at different temperatures.

A typical temperature dependence of the amplitude, A , of the weak-field (sinusoidal) SdH oscillations for the normalized resistance, R_{xx}/R_0 (where R_0 is the average resistance), is displayed in Fig. 2. To determine the effective mass, we use the method of Ref. [14] extending it to low electron densities and temperatures. We fit the data for $A(T)$ using the formula

$$A(T) = A_0 \frac{2\pi^2 k_B T / \hbar \omega_c}{\sinh(2\pi^2 k_B T / \hbar \omega_c)},$$

$$A_0 = 4 \exp(-2\pi^2 k_B T_D / \hbar \omega_c), \quad (1)$$

where $\omega_c = eB/mc$ is the cyclotron frequency and T_D is the Dingle temperature [15, 16]. The latter is related to the level width through the expression $T_D = \hbar/2\pi k_B \tau$, where τ is the quantum scattering time [17]. In principle, temperature-dependent τ may influence damping of the SdH oscillations with temperature. In our experiment, however, possible corrections to the mass value caused by the temperature dependence of τ (and hence T_D) are within the experimental uncertainty which is estimated by data dispersion at about 10%. Note that the amplitude of the SdH oscillations follows the calculated curve down to the lowest achieved temperatures, which confirms that the electrons were in a good thermal contact with the bath and were not overheated. Applicability of Eq. (1) to strongly interacting 2D electron systems is justified by the coincidence of the enhanced mass values obtained in (100)-silicon MOSFETs using a number of independent measurement methods including this one [7, 16, 18].

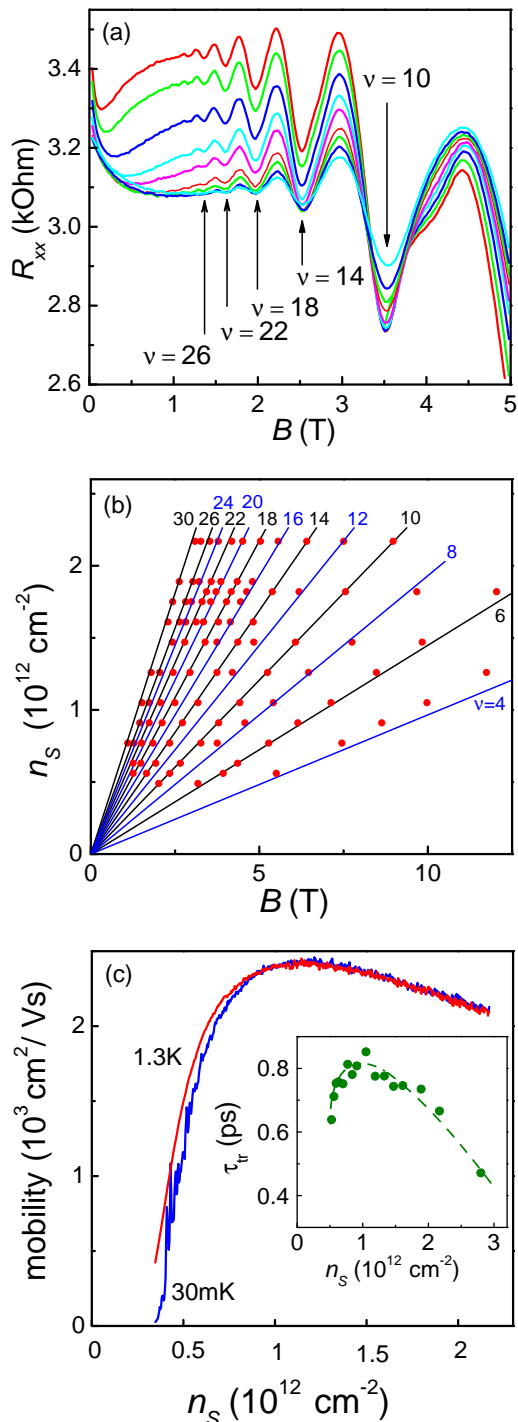


FIG. 1: (a) Shubnikov-de Haas oscillations in the (111)-Si MOSFET at $n_s = 8.4 \times 10^{11} \text{ cm}^{-2}$ for the following temperatures (from top to bottom): 0.03, 0.12, 0.2, 0.3, 0.38, 0.47, 0.55, 0.62, and 0.75 K. (b) Positions of the SdH oscillation minima in the (B, n_s) plane (dots) and the expected positions of the cyclotron and spin minima calculated according to the formula $n_s = \nu eB/hc$ (solid lines). (c) Dependence of the zero-field mobility on electron density at different temperatures. Inset: transport scattering time versus n_s evaluated from zero-field mobility, taking account of the mass renormalization. The dashed line is a guide to the eye.

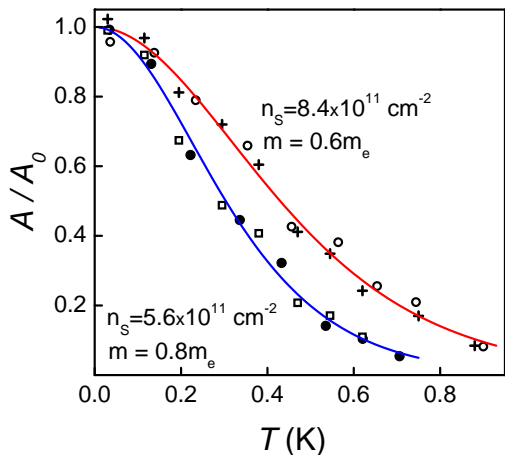


FIG. 2: Change of the amplitude of the weak-field SdH oscillations with temperature at different electron densities for magnetic fields $B_1 = 1.44$ T (dots), $B_2 = 1.64$ T (squares) and $B_1 = 1.45$ T (open circles), $B_2 = 1.74$ T (crosses). The value of T for the B_1 data is multiplied by the ratio B_2/B_1 . The solid lines are fits using Eq. (1).

In Fig. 3, we show the so-determined effective mass in units of the cyclotron mass in bulk silicon, $m_b = 0.358m_e$ (where m_e is the free electron mass), as a function of $(1/r_s)^2 \propto n_s$. (For the two-valley case the ratio E_C/E_F that determines the system behavior is twice as large as the Wigner-Seitz radius r_s . To avoid confusion, below we will still use the Wigner-Seitz radius with the average dielectric constant of 7.7 as the interaction parameter.) The effective mass sharply increases with decreasing electron density, its enhancement at low n_s being consistent with that of gm . The mass renormalization m/m_b versus the interaction parameter r_s is coincident within the

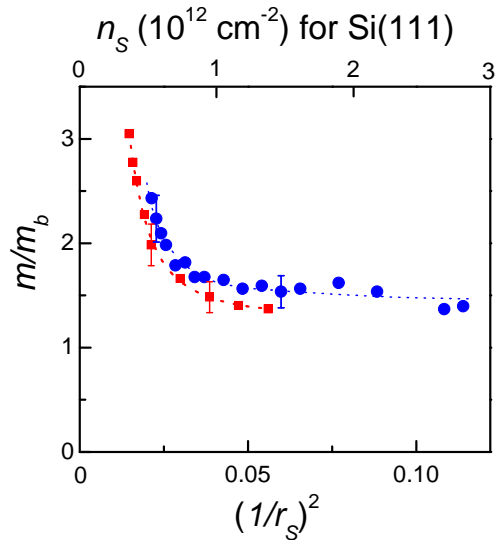


FIG. 3: The effective mass (dots) in units of m_b as a function of $(1/r_s)^2 \propto n_s$. Also shown by squares is the data obtained in (100)-Si MOSFETs [16]. The dashed lines are guides to the eye.

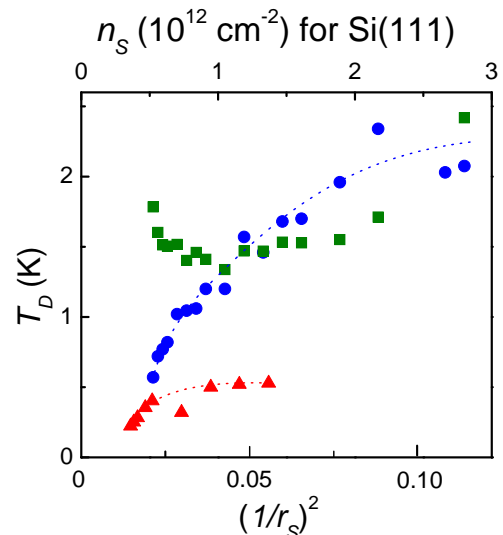


FIG. 4: Behavior of the Dingle temperature extracted from SdH oscillations (dots) and that calculated from the transport scattering time (squares) with $(1/r_s)^2 \propto n_s$. Also shown by triangles is the data obtained from SdH oscillations in (100)-Si MOSFETs [16]. The dashed lines are guides to the eye.

experimental uncertainty with that found in (100)-silicon MOSFETs where $m_b = 0.19m_e$ is approximately twice as small and the peak mobility is approximately one order of magnitude as large. Thus, we arrive at a conclusion that the relative mass enhancement is determined by r_s , being independent of a 2D electron system. Note that the highest accessible r_s is different in different 2D electron systems.

In Fig. 4, we compare the extracted Dingle temperature T_D with that recalculated from the electron lifetime, τ_{tr} , that is evaluated from zero-field mobility, taking into account the mass renormalization [18] (inset to Fig. 1(c)). Although the quantum scattering time τ defining the Dingle temperature is in general different from the transport scattering time τ_{tr} , the two $T_D(n_s)$ dependences are consistent with each other at $(1/r_s)^2 > 0.04$, indicating dominant large-angle scattering [17]. The measured value of T_D at the same r_s is considerably larger in (111)-silicon than in (100)-silicon MOSFETs and, therefore, the Dingle temperature increases with disorder. In both electron systems, the Dingle temperature decreases with decreasing electron density. It is worth noting that the different behavior of the measured and recalculated $T_D(n_s)$ dependences at low electron densities (at $(1/r_s)^2 < 0.04$) is consistent with predictions of the scattering theory of Ref. [19]. There, it was shown that multiple scattering effects lead to a decrease of the ratio τ_{tr}/τ at low electron densities so that this ratio tends to zero at the metal-insulator transition.

We now discuss the results obtained for the effective mass. We stress that the strongly increased mass is observed in a dilute 2D electron system with relatively high disorder, as inferred from both the relatively low zero-

field mobility and the absence of metallic temperature dependence of zero-field resistance. Moreover, the disorder does not at all influence the relative enhancement of the mass as a function of the interaction parameter. This allows us to claim that the mass enhancement is solely caused by electron-electron interactions. Our results also add confidence that the dilute system behavior in the regime of the strongly enhanced spin susceptibility $\chi \propto gm$ — close to the onset of spontaneous spin polarization and Wigner crystallization — is governed by the effective mass.

The finding that in dilute 2D electron systems the effective mass is strongly enhanced remains basically unexplained, although there has been a good deal of theoretical work on the subject (see Refs. [5, 20] and references therein). The latest theoretical developments include the following. Using a renormalization group analysis for multi-valley 2D systems, it has been found that the effective mass dramatically increases at disorder-dependent density for the metal-insulator transition while the g factor remains nearly intact [21]. However, the prediction of disorder-dependent effective mass is not confirmed by our data. In the Fermi-liquid-based model of Ref. [22], a flattening at the Fermi energy in the spectrum that leads to a diverging effective mass has been predicted. Still, the expected dependence of the effective mass on temperature is not consistent with experimental findings.

Finally, we would like to note that moderate enhancements of the effective mass $m \approx 1.5m_b$ have been determined in 2D electron systems of AlAs quantum wells and GaAs/AlGaAs heterostructures because the lowest accessible densities are still too high [23, 24, 25]. While the theories of, e.g., Refs. [26, 27] are capable of describing the experimental $m(n_s)$ dependence at $r_s \sim 1$, their validity at larger values of the interaction parameter is a problem.

In summary, we have found that in a dilute 2D electron system in (111)-silicon, the effective mass sharply increases at low electron densities. The mass renormalization versus the interaction parameter r_s is in good agreement with that reported for (100)-silicon MOSFETs. This gives evidence that the relative mass enhancement is system- and disorder-independent and is solely determined by electron-electron interactions. The obtained results show that the dilute system behavior in the regime of the strongly enhanced spin susceptibility is governed by the effective mass. The particular mechanism underlying the effective mass enhancement remains to be seen.

We gratefully acknowledge discussions with E. Abrahams, A. Gold, S. V. Kravchenko, and A. Punnoose. This work was supported by the RFBR, RAS, and the Programme “The State Support of Leading Scientific Schools”.

-
- [1] E. Wigner, *Phys. Rev.* **46**, 1002 (1934).
 [2] B. Tanatar and D. M. Ceperley, *Phys. Rev. B* **39**, 5005 (1989).
 [3] C. Attacalite, S. Moroni, P. Gori-Giorgi, and G. B. Bachelet, *Phys. Rev. Lett.* **88**, 256601 (2002).
 [4] B. Spivak, *Phys. Rev. B* **67**, 125205 (2003).
 [5] S. V. Kravchenko and M. P. Sarachik, *Rep. Prog. Phys.* **67**, 1 (2004); A. A. Shashkin, *Phys. Usp.* **48**, 129 (2005).
 [6] A. A. Shashkin, S. Anissimova, M. R. Sakr, S. V. Kravchenko, V. T. Dolgoplov, and T. M. Klapwijk, *Phys. Rev. Lett.* **96**, 036403 (2006).
 [7] S. Anissimova, A. Venkatesan, A. A. Shashkin, M. R. Sakr, S. V. Kravchenko, and T. M. Klapwijk, *Phys. Rev. Lett.* **96**, 046409 (2006).
 [8] O. Estibals, Z. D. Kvon, G. M. Gusev, G. Arnaud, and J. C. Portal, *Physica E* **22**, 446 (2004).
 [9] K. Eng, R. N. McFarland, and B. E. Kane, *Appl. Phys. Lett.* **87**, 052106 (2005); *Physica E* **34**, 701 (2006).
 [10] K. Eng, R. N. McFarland, and B. E. Kane, *Phys. Rev. Lett.* **99**, 016801 (2007).
 [11] T. Neugebauer, K. v. Klitzing, G. Landwehr, and G. Dorda, *Solid State Commun.* **17**, 295 (1975).
 [12] On higher-mobility Si(111) samples of Ref. [10], a periodicity $\Delta\nu = 8$ was observed in weak magnetic fields.
 [13] S. V. Kravchenko, A. A. Shashkin, D. A. Bloore, and T. M. Klapwijk, *Solid State Commun.* **116**, 495 (2000).
 [14] J. L. Smith and P. J. Stiles, *Phys. Rev. Lett.* **29**, 102 (1972).
 [15] I. M. Lifshitz and A. M. Kosevich, *Zh. Eksp. Teor. Fiz.* **29**, 730 (1955); A. Isihara and L. Smrcka, *J. Phys. C* **19**, 6777 (1986).
 [16] A. A. Shashkin, M. Rahimi, S. Anissimova, S. V. Kravchenko, V. T. Dolgoplov, and T. M. Klapwijk, *Phys. Rev. Lett.* **91**, 046403 (2003).
 [17] T. Ando, A. B. Fowler, and F. Stern, *Rev. Mod. Phys.* **54**, 437 (1982).
 [18] A. A. Shashkin, S. V. Kravchenko, V. T. Dolgoplov, and T. M. Klapwijk, *Phys. Rev. B* **66**, 073303 (2002).
 [19] A. Gold, *Phys. Rev. B* **38**, 10798 (1988).
 [20] S. V. Kravchenko, A. A. Shashkin, S. Anissimova, A. Venkatesan, M. R. Sakr, V. T. Dolgoplov, and T. M. Klapwijk, *Ann. Phys.* **321**, 1588 (2006).
 [21] A. Punnoose and A. M. Finkelstein, *Science* **310**, 289 (2005).
 [22] V. A. Khodel, J. W. Clark, and M. V. Zverev, *Europhys. Lett.* **72**, 256 (2005).
 [23] K. Vakili, Y. P. Shkolnikov, E. Tutuc, E. P. De Poortere, and M. Shayegan, *Phys. Rev. Lett.* **92**, 226401 (2004).
 [24] Y. W. Tan, J. Zhu, H. L. Stormer, L. N. Pfeiffer, K. W. Baldwin, and K. W. West, *Phys. Rev. Lett.* **94**, 016405 (2005).
 [25] The variation of the extracted m in different samples and different cooldowns, found in Ref. [23], was attributed to sample inhomogeneities, as manifested by the spikes on the dependence of the electron mobility on n_s .
 [26] Y. Zhang and S. Das Sarma, *Phys. Rev. B* **72**, 075308 (2005).
 [27] R. Asgari and B. Tanatar, *Phys. Rev. B* **74**, 075301 (2006).