

Out-of-equilibrium tricritical point in a system with long-range interactions

Andrea Antoniazzi¹, Duccio Fanelli^{1,2}, Stefano Ruffo¹, Yoshiyuki Y. Yamaguchi³

1. Dipartimento di Energetica and CSDC, Università di Firenze,
and INFN, via S. Marta, 3, 50139 Firenze, Italy

2. Theoretical Physics, School of Physics and Astronomy,
University of Manchester, Manchester M13 9PL, United Kingdom

3. Department of Applied Mathematics and Physics,
Graduate School of Informatics, Kyoto University, 606-8501, Kyoto, Japan

(Dated: August 3, 2021)

Systems with long-range interactions display a short-time relaxation towards Quasi Stationary States (QSSs) whose lifetime increases with system size. With reference to the Hamiltonian Mean Field (HMF) model, we here show that a maximum entropy principle, based on Lynden-Bell's pioneering idea of "violent relaxation", predicts the presence of out-of-equilibrium phase transitions separating the relaxation towards homogeneous (zero magnetization) or inhomogeneous (non zero magnetization) QSSs. When varying the initial condition within a family of "water-bags" with different initial magnetization and energy, first and second order phase transition lines are found that merge at an out-of-equilibrium tricritical point. Metastability is theoretically predicted and numerically checked around the first-order phase transition line.

PACS numbers: 05.20.-y Classical statistical mechanics 05.45.-a Nonlinear dynamics and chaos 05.70.Fh Phase transitions: general studies

The emergence of phase transitions in thermal equilibrium is a well understood and widely studied phenomenon. For *short-range* interactions, phase transitions have been explained in the context of *equilibrium* statistical mechanics. Analytically, they are signalled by the appearance of singularities in the thermodynamic potentials at specific points (or regions) of the control parameter space (temperature, energy, external magnetic field, etc.). The situation becomes more intricate when one considers systems with *long-range* interactions [1]. In this case, the property of *additivity*, which is used when deriving the canonical ensemble from the microcanonical, is no more valid. Due to this intrinsic difficulty, it has been only in the last decade that phase transitions have been analyzed with reference to models with long-range interactions, revealing a rich variety of interesting situations [2]. For instance, the inequivalence of microcanonical and canonical ensembles requires a separate analysis of the phase diagram in the two ensembles. Phase transitions of first and second order are found, with related tricritical points, but their location in the control parameters space is not the same in the two ensembles [3]. This also justifies why one can find negative specific heat in the microcanonical ensemble [4].

Moreover, focusing on dynamical aspects, remarkable out-of-equilibrium features are displayed for long-range systems. It is for instance well known that such systems get trapped in long-lasting Quasi-Stationary-States (QSSs) [5], before relaxing to thermal equilibrium. The existence of QSSs was recognized in a cosmological setting (see [6] and references therein) and subsequently re-discovered in other contexts, e.g. plasma-wave interactions [7]. Importantly, when performing the limit $N \rightarrow \infty$ (where N is the number of particles) *before*

the infinite time limit, the system remains permanently confined in QSSs. Consequently, QSSs represent the solely experimentally accessible dynamical regimes for systems composed by a large number of particles subject to long-range couplings. This includes physical systems of paramount importance, ranging from Free Electron Lasers [8] to ion and particle beams [9]. The emergence of QSSs has originated an intense debate on the foundation of statistical mechanics [1]: surprisingly, the QSSs keep memory of the initial condition and, consequently, they cannot be interpreted by resorting to traditional Boltzmann-Gibbs treatments. In a recent series of papers [8, 10, 11], an approximate analytical theory based on the Vlasov equation and inspired by the pioneering work of Lynden-Bell [4] has been elaborated. This is a fully predictive approach that enables one to explain the appearance of QSS from first principles.

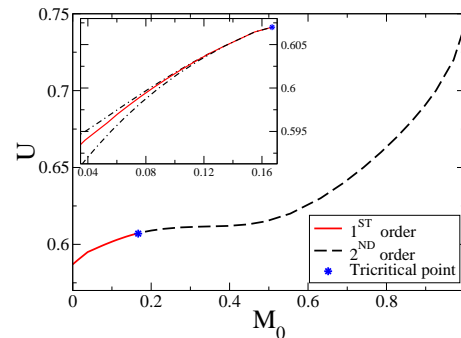


FIG. 1: Theoretical phase diagram on the control parameter plane (M_0, U): second order phase transition line (dashed); first order phase transition line (full); tricritical point (full dot). Inset: magnification of the first order phase transition region and limits of the metastability region (dash-dotted).

In this Letter we shall take one step forward and demonstrate, both analytically and numerically, that out-of-equilibrium phase transitions occur in the QSSs, separating qualitatively different dynamical regimes. The analysis is carried out for the Hamiltonian Mean Field (HMF) model [12], which describes the motion of N coupled rotators. We determine the out-of-equilibrium phase diagram for a family of initial “water-bag” distributions, displaying first and second order transition lines between homogeneous (zero magnetization) and inhomogeneous (non zero magnetization) QSSs, that merge together at a *tricritical point*. The metastability region near the first order phase transition line is also studied.

The HMF model has the following Hamiltonian

$$H = \frac{1}{2} \sum_{j=1}^N p_j^2 + \frac{1}{2N} \sum_{i,j=1}^N [1 - \cos(\theta_j - \theta_i)], \quad (1)$$

where θ_j represents the orientation of the j -th rotator and p_j stands for the conjugated momentum. To monitor the evolution of the system, it is customary to introduce the magnetization, an order parameter defined as $M = |\mathbf{M}| = |\sum \mathbf{m}_i|/N$, where $\mathbf{m}_i = (\cos \theta_i, \sin \theta_i)$ is the magnetization vector. The HMF model shares many similarities with gravitational and charged sheet models [6, 7] and has been extensively studied [13] as a paradigmatic representative of the broad class of systems with long-range interactions. Equilibrium statistical mechanics calculations [12] reveal the existence of a second-order phase transition at the critical energy density $U_c = 3/4$: below this threshold value the Boltzmann-Gibbs equilibrium state is magnetized.

As previously reported [5, 12], starting from some *out-of-equilibrium* initial conditions, for energies below U_c , the system gets trapped in QSSs, whose lifetime diverges when increasing the number N of rotators. In this regime, the magnetization is lower than predicted by the Boltzmann-Gibbs equilibrium and the system displays non Gaussian velocity distributions [10, 14, 15].

In the limit of $N \rightarrow \infty$, the system is described by the following Vlasov equation

$$\frac{\partial f}{\partial t} + p \frac{\partial f}{\partial \theta} - (M_x[f] \sin \theta - M_y[f] \cos \theta) \frac{\partial f}{\partial p} = 0, \quad (2)$$

where $f(\theta, p, t)$ is the one-body microscopic distribution function, $M_x[f] = \int f \cos \theta d\theta dp$ and $M_y[f] = \int f \sin \theta d\theta dp$. Hereafter, invoking rotational symmetry, we shall assume $M_y = 0$ and denote M_x as M . With reference to cosmological applications, Lynden-Bell [4] proposed an analytical approach to describe the stationary solutions of the Vlasov equation. He considered the coarse-grained distribution function \bar{f} over a finite grid and associated an entropy $s[\bar{f}]$ to such distribution. The statistical equilibrium obtained by maximizing such entropy, while imposing the conservation of Vlasov

dynamical invariants, would determine the initial “violent” relaxation. This idea was later applied to the two-dimensional Euler equation [16].

Consider now a family of water-bag initial distributions, which take a constant value f_0 inside the phase-space domain D specified by

$$D = \{(\theta, p) \in [-\pi, \pi] \times [-\infty, \infty] \mid |\theta| < \Delta\theta, |p| < \Delta p\}, \quad (3)$$

where $0 \leq \Delta\theta \leq \pi$ and $\Delta p \geq 0$. The normalization condition fixes $f_0 = 1/(4\Delta\theta\Delta p)$. Hence, the initial magnetization M_0 and the energy density U can be expressed as functions of $\Delta\theta$ and Δp

$$M_0 = \frac{\sin(\Delta\theta)}{\Delta\theta}, \quad U = \frac{(\Delta p)^2}{6} + \frac{1 - (M_0)^2}{2},$$

which in turn implies that the initial water-bag profiles are uniquely determined by M_0 and U , which take values in the ranges $0 \leq M_0 \leq 1$ and $U \geq (1 - M_0^2)/2$. With reference to this specific case, the Lynden-Bell entropy constructed from the coarse-grained function \bar{f} reads

$$s[\bar{f}] = - \int dp d\theta \left[\frac{\bar{f}}{f_0} \ln \frac{\bar{f}}{f_0} + \left(1 - \frac{\bar{f}}{f_0}\right) \ln \left(1 - \frac{\bar{f}}{f_0}\right) \right]. \quad (4)$$

Requiring that this entropy is stationary, we obtain the following distribution [10]

$$\bar{f}_{\text{QSS}}(\theta, p) = \frac{f_0}{e^{\beta(p^2/2 - M[\bar{f}_{\text{QSS}}] \cos \theta) + \lambda p + \alpha} + 1}, \quad (5)$$

where β , λ and α are Lagrange multipliers associated with the conservation of energy, momentum and mass. The magnetization in the QSS, $M_{\text{QSS}} = M[\bar{f}_{\text{QSS}}]$, and the values of the multipliers are obtained by solving the self-consistent equations which follow by imposing the conservation laws mentioned above. Since we look for solutions where the total momentum is zero, the Lagrange multiplier λ vanishes. It should also be emphasized that multiple local maxima of the entropy are in principle present when solving the variational problem.

Let us introduce the control parameter plane (M_0, U) (these are indeed the analogues of thermodynamic fields in equilibrium). In Fig. 1 we plot the transition line that divides the region of the plane where the global maximum of Lynden-Bell entropy has $M_{\text{QSS}} = 0$ (homogeneous state), where $\bar{f}_{\text{QSS}}(\theta, p)$ does not depend on θ , from that where the maximum is for $M_{\text{QSS}} > 0$ (inhomogeneous state). This means that, e.g., when fixing the initial magnetization M_0 and decreasing the energy density U , the system undergoes an out-of-equilibrium phase transition from a homogeneous to an inhomogeneous state. Along the transition line two distinct regions can be isolated: the dashed line corresponds to a second order phase transition, the full line refers to a first order phase transition. First and second transition lines

merge together at a tricritical point, approximately located at $(M_0, U) = (0.17, 0.61)$. Tricritical points are a well known feature for systems at equilibrium, and are here shown to occur also out-of-equilibrium.

Two important remarks are mandatory at this point. First, contrary to the usual equilibrium treatment, we here describe the behavior of the system at short time, when it attains a QSS. For equilibrium phase transitions, one instead looks at the behavior of the system at long times, when the magnetization corresponds to a global maximum of the Boltzmann entropy (rather than Lynden-Bell's entropy). Second, while U is a standard control parameter, used also for equilibrium phase transitions, the initial magnetization M_0 does not appear in the standard treatment of equilibrium phase transitions. Indeed, when using Boltzmann entropy, the HMF model undergoes a second order phase transition at $U_c = 3/4$, independently of M_0 . Let us notice that this transition energy value appears in Fig. 1 for $M_0 = 1$. The lower edge of the metastability region, plotted in the inset, converges to $U = 7/12$ for $M_0 \rightarrow 0$, a value found in [15] to correspond to the destabilization of the homogeneous (zero magnetization) state in the Vlasov equation.

To assess the correctness of the above theoretical picture, we have performed numerical simulations of the HMF model (1) for finite N . To extrapolate the relevant behavior occurring in the limit $N \rightarrow \infty$, where the Vlasov description applies, we have varied N from $N = 10^3$ to $N = 10^6$. We have chosen two values of M_0 , one in the first order phase transition region ($M_0 = 0.05$) and the other in the second order region ($M_0 = 0.3$). For these two values, we plot in Fig.2 M_{QSS} versus U for increasing values of N . The magnetization in the QSS is determined by averaging over time ($20 < t \leq 100$). Points and error bars in Fig.2 represent averages and standard deviations over several different initial conditions. The result of the theoretical analysis (full curve) is in reasonable agreement with the simulations, and the agreement improves, as expected, when N is increased. It must be also stressed that the predictions of the theory have no adjustable fitting parameter. This confirms the adequacy of Lynden-Bell's theoretical framework. The discrepancies detected near transition energies are discussed in [11] and shown to correspond to regions where Lynden-Bell's entropy is substantially flat, which implies the existence of an extended basin of states where the system can possibly be trapped.

To clarify the behavior of M_{QSS} in the first order phase transition region, we consider the energy value $U = 0.6$ and solve the self-consistent equations for different initial magnetization values M_0 . Results are displayed in Fig.3, where M_{QSS} is plotted as a function of M_0 . An inspection of this figure suggests to identify three regions, delimited by different values of the control parameter M_0 . For $M_0 \lesssim 0.083$ (region I), only one solution of the self-consistent equations is found which corresponds to an

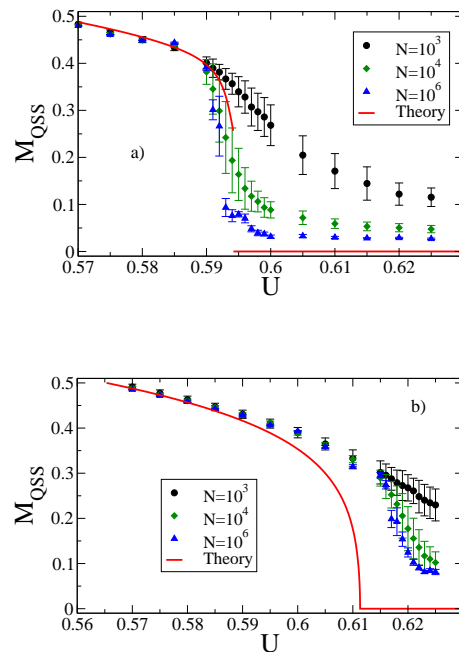


FIG. 2: M_{QSS} as a function of U for (a) $M_0 = 0.05$ (first order phase transition). (b) $M_0 = 0.30$ (second order phase transition). The number of initial realizations is 10^5 ($N = 10^3$), 10^4 ($N = 10^4$), 10^2 ($N = 10^6$) and the averaging time $20 < t \leq 100$.

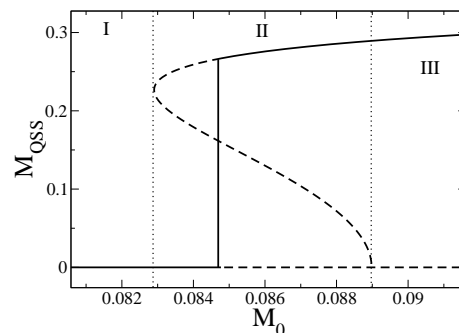


FIG. 3: M_{QSS} as a function of M_0 for $U = 0.6$.

entropy maximum and is associated with a homogeneous QSS ($M_{QSS} = 0$). For $M_0 \gtrsim 0.089$ (region III), two solutions are instead detected: the one with $M_{QSS} > 0$ is stable, while that with $M_{QSS} = 0$ is unstable. Finally, for $0.083 \lesssim M_0 \lesssim 0.089$ (region II), three solutions are obtained: two of them (respectively with $M_{QSS}^1 = 0$ and $M_{QSS}^3 \neq 0$) are local maxima of the entropy, thus thermodynamically stable. The third one (M_{QSS}^2 , with $M_{QSS}^1 < M_{QSS}^2 < M_{QSS}^3$) is a local minimum, hence unstable. The expected equilibrium state is consequently determined by evaluating the coarse-grained entropy in correspondence of the former two stationary points and deducing the actual global maximum. Aiming at fully re-

solving the magnetization curve for $U = 0.6$, one has to perform this additional test for each selected value of M_0 : a direct calculation enables to track the profile outlined in Fig. 3 with a tick solid line.

Dynamically, it could however happen that the system is eventually prevented from approaching the most probable state as predicted by the theory, when initially prepared to fall in region II. While exploring the phase-space, and due to metastability, the system could in fact remain indefinitely trapped in the proximity of the local maximum. The edges of region II correspond to the lateral edges of the metastability region reported in the inset of Fig. 1. The existence of homogeneous and inhomogeneous phases, corresponding to different local maxima of the entropy, can be checked by computing the probability distribution function of M . In Fig.4 we report the histograms of the magnetization computed in the time interval $20 < t \leq 100$ for $U = 0.6$ and distinct values of M_0 . When $M_0 = 0.08$ the system falls in region I of Fig. 3: only one peak is here observed around $M = 0$, the mean value being slightly different from zero due to finite size effects (see Fig. 4(a)). For $M_0 = 0.1$, i.e. in region III, an isolated peak is manifested, associated with an inhomogeneous state (see Fig. 4(d)). For $M_0 = 0.0848$ (region II) two peaks are identified at $M \sim 0$ and $M \sim 0.1$ for $N = 10^6$ (the peaks are shifted to the right for $N = 10^5$ due again to finite size effects), implying the existence of two local maxima of the entropy (see Fig. 4(b)). The situation in Fig. 4(c) is intermediate between the single-peaked and the double-peaked distribution although the M_0 value lies inside region III, possibly due to finite size effects. One should add that, close to the transition, the positions of the magnetized peaks are only in rough agreement with the theory.

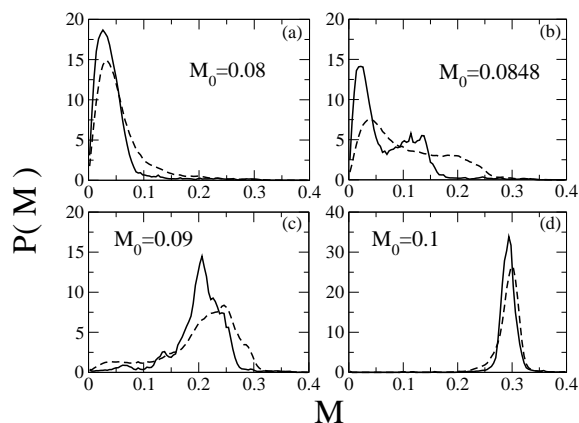


FIG. 4: Probability distribution functions of M . Dashed (resp. solid) lines stand for $N = 10^5$ (resp. $N = 10^6$), averaged over 10^3 (resp. 10^2) independent realizations. M is always sampled in the time range $20 < t \leq 100$.

In this Letter, we have investigated the emergence of

out-of-equilibrium Quasi Stationary States (QSSs) in the Hamiltonian Mean Field (HMF) model, a paradigmatic representative of systems with long-range interactions. We have proved the existence of out-of-equilibrium first and second order phase transitions. The transition lines merge at a tricritical point. Coexistence of homogeneous (zero magnetization) and inhomogeneous (non zero magnetization) phases is present at the first order phase transition line and a metastability region is revealed. Such transitions are expected generically in models with long-range interactions, see e.g. Ref. [17]. Our conclusions are analytically derived using an approach pioneered by Lynden-Bell [4]. The agreement with the simulations represents an a posteriori validation of Lynden-Bell's scenario. Besides their intrinsic theoretical relevance, we expect our results to translate into novel experimental solutions, with reference to those applications where long range forces are active and QSSs have been observed (e.g. plasmas, Coulomb systems).

Acknowledgements: YYY has been supported by the Ministry of Education, Science, Sports and Culture, Grant-in-Aid for Young Scientists (B), 16740223, 2006. A.A., D.F. and S.R. acknowledge financial support from the PRIN05-MIUR project *Dynamics and thermodynamics of systems with long-range interactions*. S.R. thanks Kyoto University for hospitality and JSPS (contract No. S-06046) for financial support.

-
- [1] T.Dauxois et al., *Dynamics and Thermodynamics of Systems with Long Range Interactions*, Lect. Not. Phys. **602**, Springer (2002).
 - [2] J. Barré and F. Bouchet, J. Stat. Phys. **118**, 1073 (2005).
 - [3] J. Barré et al., Phys. Rev. Lett. **87**, 030601 (2001).
 - [4] D. Lynden-Bell and R. Wood, Mon. Not. R. Astron. Soc. **138**, 495 (1968).
 - [5] V. Latora et al., Phys. Rev. Lett. **80**, 692 (1998).
 - [6] T. Tsuchiya et al., Phys. Rev. E **50**, 2607 (1994).
 - [7] Y. Elskens and D.F. Escande, *Microscopic Dynamics of Plasmas and Chaos*, IoP Publishing, Bristol (2003).
 - [8] J. Barré et al., Phys. Rev E **69**, 045501(R) (2004).
 - [9] C. Benedetti et al., Physica A **364**, 197 (2006).
 - [10] A. Antoniazzi et al., Phys. Rev. E **75**, 011112 (2007); P. H. Chavanis, Eur. Phys. J. B **53**, 487 (2006).
 - [11] A. Antoniazzi et al. Phys. Rev. Lett., **98**, 150602 (2007).
 - [12] M. Antoni and S. Ruffo, Phys. Rev. E **52**, 2361 (1995).
 - [13] P.H. Chavanis et al., Eur. Phys. J. B **46**, 61 (2005) and references therein.
 - [14] V. Latora et al., Phys. Rev. E **64**, 056134 (2001).
 - [15] Y.Y. Yamaguchi et al. Physica A **337**, 36 (2004).
 - [16] P.H. Chavanis et al., ApJ **471**, 385 (1996); P.H. Chavanis, Ph. D Thesis, ENS Lyon (1996).
 - [17] A. Antoniazzi et al. to be published on Comm. Nonlin. Sci. Num. Simul. (2007).