

Magnetic field induced 3D to 1D crossover in $\text{Sr}_{0.9}\text{La}_{0.1}\text{CuO}_2$

T. Schneider^{1,*}

¹*Physik-Institut der Universität Zürich, Winterthurerstrasse 190, CH-8057 Zürich, Switzerland*

The effect of the magnetic field on the critical behavior of $\text{Sr}_{0.9}\text{La}_{0.1}\text{CuO}_2$ is explored in terms of reversible magnetization data. As the correlation length transverse to the magnetic field H_i , applied along the i -axis, cannot grow beyond the limiting magnetic length $L_{H_i} = (\Phi_0 / (aH_i))^{1/2}$, related to the average distance between vortex lines, one expects a magnetic field induced finite size effect. Invoking the scaling theory of critical phenomena we provide clear evidence for this effect. It implies that in type II superconductors there is a 3D to 1D crossover line $H_{pi}(T) = (\Phi_0 / (a\xi_{j0}^-\xi_{k0}^-)) (1 - T/T_c)^{4/3}$ with $i \neq j \neq k$ and $\xi_{i0,j0,k0}^-$ denotes the critical amplitude of the correlation length below T_c . Consequently, below T_c and above $H_{pi}(T)$ superconductivity is confined to cylinders with diameter $L_{H_i}(1D)$. Accordingly, there is no continuous phase transition in the (H, T) -plane along the H_{c2} -lines as predicted by the mean-field treatment.

PACS numbers:

In this study we present and analyze magnetization data of the infinite-layer compound $\text{Sr}_{0.9}\text{La}_{0.1}\text{CuO}_2$ taken from Kim *et al.*¹. Since near the zero field transition thermal fluctuations are expected to dominate^{2,3,4,5}, Gaussian fluctuations point to a magnetic field induced 3D to 1D crossover⁶, whereby the effect of fluctuations is enhanced, it appears inevitable to take thermal fluctuations into account. Indeed, invoking the scaling theory of critical phenomena we show that the data are inconsistent with the traditional mean-field interpretation. On the contrary, we observe agreement with a magnetic field induced finite size effect, whereupon the correlation length transverse to the magnetic field H_i , applied along the i -axis, cannot grow beyond the limiting magnetic length

$$L_{H_i} = (\Phi_0 / (aH_i))^{1/2}, \quad (1)$$

with $a \simeq 3.12^7$. L_{H_i} is related to the average distance between vortex lines. Indeed, as the magnetic field increases, the density of vortex lines becomes greater, but this cannot continue indefinitely, the limit is roughly set on the proximity of vortex lines by the overlapping of their cores. This finite size effect implies that in type II superconductors, superconductivity in a magnetic field is confined to cylinders with diameter L_{H_i} . Accordingly, below T_c there the 3D to 1D crossover line

$$H_{pi}(T) = (\Phi_0 / (a\xi_{j0}^-\xi_{k0}^-)) (1 - T/T_c)^{4/3}, \quad (2)$$

with $i \neq j \neq k$. $\xi_{i0,j0,k0}^\pm$ denotes the critical amplitudes of the correlation lengths below (-) T_c along the respective axis. It circumvents the occurrence of the continuous phase transition in the (H, T) -plane along the H_{c2} -lines predicted by the mean-field treatment⁸. Indeed, the relevance of thermal fluctuations already emerge from the reversible magnetization data shown in Fig. 1. As a matter of fact, the typical mean-field behavior⁸, whereby the magnetization scales below T_c linearly with the magnetic field, does not emerge.

When thermal fluctuations dominate and the coupling to the charge is negligible the magnetization per unit

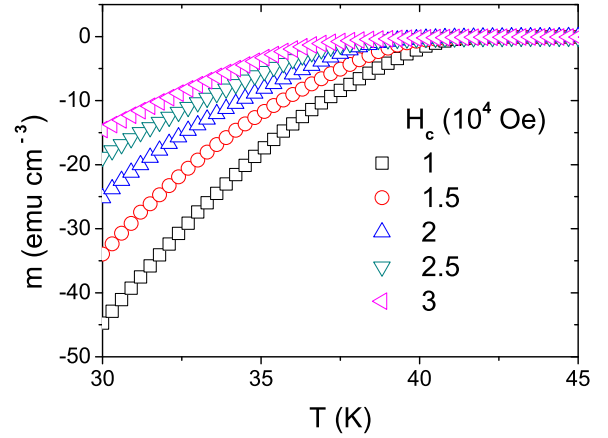


FIG. 1: Reversible magnetization m of c -aligned $\text{Sr}_{0.9}\text{La}_{0.1}\text{CuO}_2$ vs. T for magnetic fields H_c applied along the c -axis taken from Kim *et al.*¹.

volume, $m = M/V$, adopts the scaling form^{2,3,4,5}

$$\frac{m}{TH^{1/2}} = -\frac{Q^\pm k_B \xi_{ab}}{\Phi_0^{3/2} \xi_c} F^\pm(z), \quad F^\pm(z) = z^{-1/2} \frac{dG^\pm}{dz},$$

$$z = x^{-1/2\nu} = \frac{(\xi_{ab0}^\pm)^2 |t|^{-2\nu} H_c}{\Phi_0}. \quad (3)$$

Q^\pm is a universal constant and $G^\pm(z)$ a universal scaling function of its argument, with $G^\pm(z=0) = 1$. $\gamma = \xi_{ab}/\xi_c$ denotes the anisotropy, ξ_{ab} the zero-field in-plane correlation length and H_c the magnetic field applied along the c -axis. In terms of the variable x the scaling form (3) is similar to Prange's⁹ result for Gaussian fluctuations. Approaching T_c the in-plane correlation length diverges as

$$\xi_{ab} = \xi_{ab0}^\pm |t|^{-\nu}, \quad t = T/T_c - 1, \quad \pm = \text{sgn}(t). \quad (4)$$

Supposing that 3D-xy fluctuations dominate the critical exponents are given by¹⁰

$$\nu \simeq 0.671 \simeq 2/3, \quad \alpha = 2\nu - 3 \simeq -0.013, \quad (5)$$

and there are the universal critical amplitude relations^{2,3,4,5,10}

$$\frac{\xi_{ab0}^-}{\xi_{ab0}^+} = \frac{\xi_{c0}^-}{\xi_{c0}^+} \simeq 2.21, \quad \frac{Q^-}{Q^+} \simeq 11.5, \quad \frac{A^+}{A^-} = 1.07, \quad (6)$$

and

$$\begin{aligned} A^- \xi_{a0}^- \xi_{b0}^- \xi_{c0}^- &\simeq A^- (\xi_{ab0}^-)^2 \xi_{c0}^- = \frac{A^- (\xi_{ab0}^-)^3}{\gamma} \\ &= (R^-)^3, \quad R^- \simeq 0.815, \end{aligned} \quad (7)$$

where A^\pm is the critical amplitude of the specific heat singularity, defined as

$$c = \frac{C}{Vk_B} = \frac{A^\pm}{\alpha} |t|^{-\alpha} + B, \quad (8)$$

where B denotes the background. Furthermore, in the 3D-xy universality class T_c , ξ_{c0}^- and the critical amplitude of the in-plane penetration depth λ_{ab0} are not independent but related by the universal relation^{2,3,4,5,10},

$$k_B T_c = \frac{\Phi_0^2 \xi_{c0}^-}{16\pi^3 \lambda_{ab0}^2} = \frac{\Phi_0^2 \xi_{ab0}^-}{16\pi^3 \gamma \lambda_{ab0}^2}. \quad (9)$$

According to the scaling form (3) consistency with critical behavior requires that the data plotted as $m/(TH^{1/2})$ vs. $tH^{-1/2\nu} \simeq tH^{-3/4}$ should collapse near $tH^{-3/4} \rightarrow 0$ on a single curve. Evidence for this collapse emerges from Fig. 2 with $T_c = 43.81$ K.

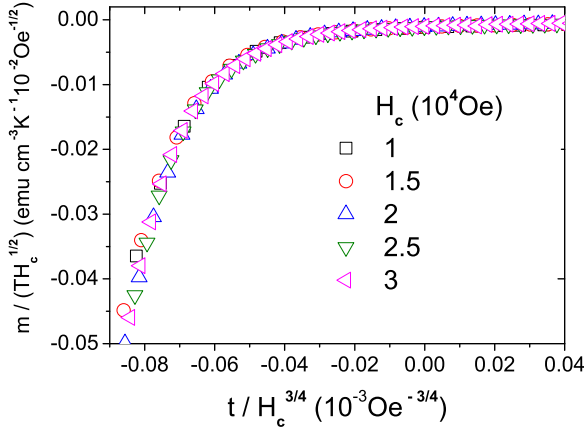


FIG. 2: $m/(TH_c^{1/2})$ vs. $tH_c^{-3/4}$ derived from the data shown in Fig. 1 with $t = T/T_c - 1$ and $T_c = 43.81$ K.

To check the estimate for T_c and to explore the magnetic field induced 3D to 1D crossover we invoke Maxwell's relation

$$\left. \frac{\partial(C/T)}{\partial H_c} \right|_T = \left. \frac{\partial^2 M}{\partial T^2} \right|_{H_c}. \quad (10)$$

Together with the scaling form of the specific heat (Eq.(8)), extended to the presence of a magnetic field,

$$c = \frac{A^-}{\alpha} |t|^{-\alpha} f(x), \quad x = \frac{t}{H^{1/2\nu}}, \quad (11)$$

we obtain the scaling form

$$\frac{\partial(c/T)}{\partial H_c} = -\frac{k_B A^-}{2\alpha\nu T} H_c^{-1-\alpha/2\nu} x^{1-\alpha} \frac{\partial f}{\partial x} = \frac{\partial^2 m}{\partial T^2}. \quad (12)$$

In Fig. 3 we depicted d^2m/dT^2 vs. T for various mag-

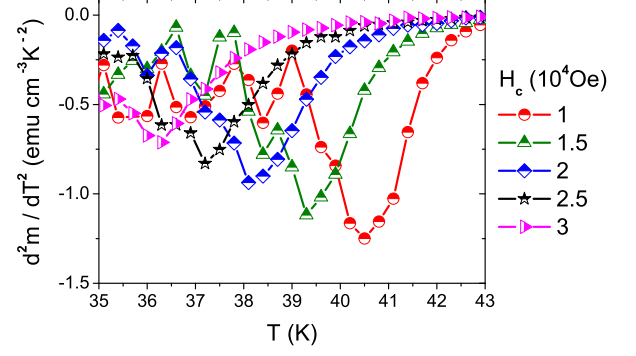


FIG. 3: d^2m/dT^2 vs. T for the data shown in Fig. 1.

netic fields H_c . Apparently, the location $T_p(H)$ and the height of the dip decrease with increasing magnetic field. Note that this dip differs drastically from the mean-field behavior where $\partial^2 m/\partial T^2 = 0$. Due to its finite depth, controlled by the magnetic field induced finite size effect, it differs from the reputed singularity at T_{c2} , as obtained in the Gaussian approximation⁹, as well. When scaled according to Eq. (12) the data should then collapse on a single curve.

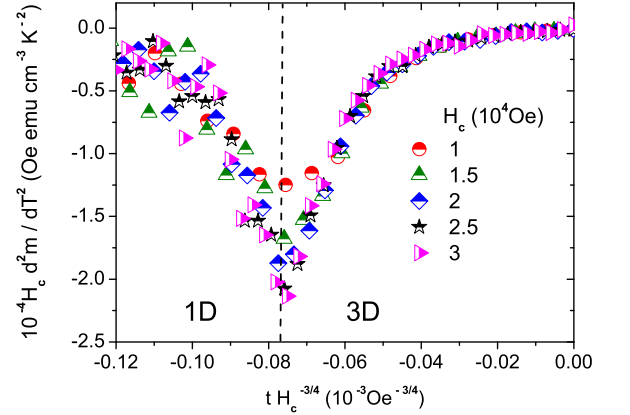


FIG. 4: Scaling plot $H_c d^2m/dT^2$ vs. $tH_c^{-3/4}$ with $T_c = 43.81$ K. The vertical line marks $t_p H_{pc}^{-3/4} = -0.767(10^{-3} \text{ Oe}^{-3/4})$, the 3D to 1D crossover line.

From Fig. 4, showing this plot in terms of $H_c d^2m/dT^2$ vs. $tH_c^{-3/4}$, it is seen that this behavior is reasonably well confirmed. The essential feature is the occurrence of a dip which corresponds to the peak in the field dependent specific heat c/T at fixed temperature. From Fig. 4, showing this plot in terms of $H_c d^2m/dT^2$ vs. $tH_c^{-3/4}$, it is seen that this 3D-xy scaling behavior is reasonably

well confirmed. The location of the dip determines the line

$$t_p H_{pc}^{-3/4} = -0.767(10^{-3} \text{ Oe}^{-3/4}), \quad (13)$$

in the (H_c, T) -plane where the 3D to 1D crossover occurs. Along this line, rewritten in the form

$$H_{pc}(T) = \frac{\Phi_0}{a(\xi_{ab0}^-)^2} \left(1 - \frac{T}{T_c}\right)^{4/3}, \quad (14)$$

the in-plane correlation length is limited by L_{H_c} (Eq. (1)). From these equivalent relations and $a = 3.12$ we derive for the critical amplitude of the in-plane correlation length the estimate

$$\xi_{ab0}^- = 46.5 \text{ \AA}. \quad (15)$$

This value is comparable to $\xi_{ab0}^- = 46.8 \text{ \AA}$ for underdoped $\text{YBa}_2\text{Cu}_3\text{O}_{7-\delta}$ with $T_c = 41.5 \text{ K}^5$ and $\xi_{ab0}^- = 52 \text{ \AA}$ for MgB_2 with $T_c = 38.83 \text{ K}^{11}$. Invoking then the universal relation (9) we obtain with $T_c = 43.81 \text{ K}$ and $\gamma = 9^1$ for the critical amplitude of the magnetic in-plane correlation length the value

$$\lambda_{ab0} = 2.72 \cdot 10^{-5} \text{ cm}. \quad (16)$$

Unfortunately, the available magnetic penetration depth data does not enter the critical regime¹². In any case the resulting estimate for the Ginzburg parameter at criticality is $\kappa_c = \lambda_{ab0}/\xi_{ab0}^- = 48.5$, which differs substantially from the mean-field estimate $\kappa_c = 25.3^1$.

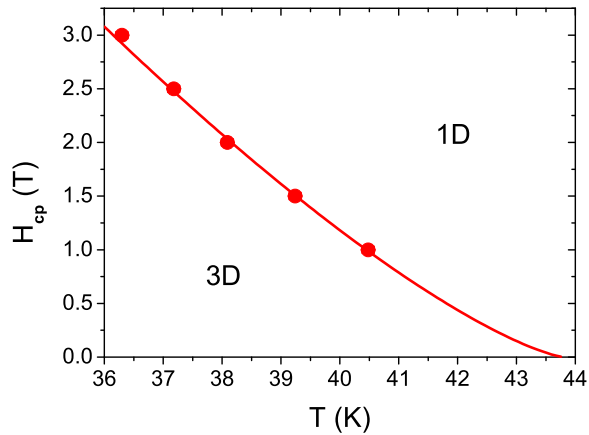


FIG. 5: H_{pc} vs. T . The solid line is $H_{pc}(T) = (1/0.0767)^{4/3}(1 - T/T_c)^{4/3} (10^4 \text{ Oe})$ with $T_c = 43.81 \text{ K}$ and the dots are the T_p 's taken from Fig. 3.

To check the hitherto used value of T_c we invoke Eq.(13) and the T_p 's taken from Fig. 3 to determine T_c . We obtain $T_c \simeq 43.81 \text{ K}$, in agreement with our previous estimate. The resulting line $H_{pc}(T)$ and the T_p 's taken from Fig. 3, are shown in Fig. 5. Below this line superconductivity occurs in 3D and above it is confined to cylinders of radius $L_{H_c} = (\Phi_0/(aH_c))^{1/2}$ (1D).

We have shown that in $\text{Sr}_{0.9}\text{La}_{0.1}\text{CuO}_2$ the fluctuation dominated regime is experimentally accessible and uncovers remarkable consistency with 3D-xy critical behavior. There is, however, the magnetic field induced finite size effect. It implies that the correlation length transverse to the magnetic field H_i , applied along the i -axis, cannot grow beyond the limiting magnetic length $L_{H_i} = (\Phi_0/(aH_i))^{1/2}$, related to the average distance between vortex lines. Invoking the scaling theory of critical phenomena clear evidence for this finite size effect has been provided. In type II superconductors it comprises the 3D to 1D crossover line $H_{pi}(T) = (\Phi_0/(a\xi_{j0}^-\xi_{k0}^-))(1 - T/T_c)^{4/3}$ with $i \neq j \neq k$ and $\xi_{i0,j0,k0}^-$ denoting the critical amplitude of the correlation length below T_c . As a result, below T_c and above $H_{pi}(T)$ superconductivity is confined to cylinders with diameter L_{H_i} (1D). Accordingly, there is no continuous phase transition in the (H, T) -plane along the H_{c2} -lines as predicted by the mean-field treatment.

The author is grateful to Mun-Seog Kim for providing the magnetization data and S. Weyeneth for useful comments.

* Electronic address: toni.schneider@swissonline.ch

¹ Mun-Seog Kim, Th. R. Lemberger, C. U. Jung, Jae-Hyuk Choi, J. Y. Kim, Heon-Jung Kim, and Sung-Ik Lee, Phys.

Rev. B **66**, 214509 (2002).

² J. Hofer, T. Schneider, J. M. Singer, M. Willemin, and H. Keller, Phys. Rev. B **60**, 1332 (1999).

- ³ T. Schneider and J. M. Singer, *Phase Transition Approach To High Temperature Superconductivity*, (Imperial College Press, London, 2000).
- ⁴ T. Schneider, in: *The Physics of Superconductors*, edited by K. Bennemann and J. B. Ketterson (Springer, Berlin, (2004), p. 111.
- ⁵ T. Schneider, Phys. Rev. B **75**, 174517 (2007).
- ⁶ P. A. Lee and S. R. Shenoy, Phys. Rev. Lett. **28**, 1025 (1972).
- ⁷ T. Schneider, Journal of Superconductivity, **17**, 41 (2004).
- ⁸ A. Abrikosov, Zh. Eksp. Teor. Fiz. **32**, 1442 (1957); Sov. Phys. JETP **5**, 1174 (1957).
- ⁹ R. E. Prange, Phys. Rev. B **1**, 2349 (1970).
- ¹⁰ A. Pelissetto and E. Vicari, Physics Reports **368**, 549 (2002).
- ¹¹ S. Weyeneth, T. Schneider, N.D. Zhigadlo, J. Karpinski, and H. Keller, cond-mat//0705.3775v1.
- ¹² A. Shengelaya *et al.*, Phys. Rev. Lett. **94**, 127001 (2005).