

Anomalous magnetoresistance of $\text{EuB}_{5.99}\text{C}_{0.01}$: Enhancement of magnetoresistance in systems with magnetic polarons

M. Bařková,^{1,*} I. Bařko,¹ K. Flachbart,¹ K. Jurek,² E. S. Konovalova,³ J. Kováč,¹
M. Reiffers,¹ V. Sechovský,⁴ N. Shitsevalova,³ E. Šantavá,² and J. Šebek²

¹*Institute of Experimental Physics, Slovak Academy of Sciences, Watsonova 47, 04001 Košice, Slovakia*

²*Institute of Physics, Academy of Sciences of the Czech Republic, Na Slovance 2, 182 21 Prague, Czech Republic*

³*Institute for Problems of Material Science, NASU, 252680 Kiev, Ukraine*

⁴*Faculty of Mathematics and Physics, Charles University, Ke Karlovu 5, 121 16 Praha 2, Czech Republic*

(Dated: November 4, 2018)

We present results of measurements of electrical, magnetic and thermal properties of $\text{EuB}_{5.99}\text{C}_{0.01}$. The observed anomalously large negative magnetoresistance as above, so below the Curie temperature of ferromagnetic ordering T_C is attributed to fluctuations in carbon concentration. Below T_C the carbon richer regions give rise to helimagnetic domains, which are responsible for an additional scattering term in the resistivity, which can be suppressed by a magnetic field. Above T_C these regions prevent the process of percolation of magnetic polarons (MPs), acting as “spacers” between MPs. We propose that such “spacers”, being in fact volumes incompatible with existence of MPs, may be responsible for the decrease of the percolation temperature and for the additional (magneto)resistivity increase in systems with MPs.

PACS numbers: 75.30.Kz, 72.15.Gd, 75.47.Gk

EuB_6 is a rare example of a low carrier density hexaboride that orders ferromagnetically at low temperatures and undergoes a metal-insulator phase transition. The ferromagnetic order is established via two consecutive phase transitions^{1,2,3} at $T_M = 15.5$ K and $T_C = 12.6$ K, respectively.³ The high-temperature magnetoresistance is large and negative; the absolute value is increasing with decreasing temperature, and reaches the maximum value of about 100% at the magnetic ordering temperature (15.6 K).⁴ In the ferromagnetic regime, the magnetoresistance is positive and reaches a value up to 700% at 7 T and 1.7 K.⁴

Physical properties of EuB_6 are thought to be governed by magnetic polarons (MPs), which are in fact carriers localized in ferromagnetic clusters embedded in a paramagnetic matrix.^{3,5,6,7} As suggested by Süllow et al.,³ the magnetic phase transition at T_M represents the emergence of the spontaneous magnetization accompanied by metalization. At this temperature the MPs begin to overlap and form a conducting, ferromagnetically ordered phase that acts as a percolating, low-resistance path across the otherwise poorly conducting sample.³ With decreasing temperature, the volume fraction of the conducting ferromagnetic phase expands, until the sample becomes a homogeneous conducting bulk ferromagnet at T_C .³ As indicated by Raman scattering measurements,⁵ the polarons appear in EuB_6 at about 30 K.

Because of the very low number of intrinsic charge carriers ($\sim 10^{20} \text{ cm}^{-3}$),⁸ even a slight change of the concentration of conduction electrons (e.g. due to a change of chemical composition or number of impurities) can drastically modify the electric and magnetic properties of EuB_6 .^{9,10} Substitution of B by C enhances the charge carrier concentration in EuB_6 . As shown by neutron diffrac-

tion studies,¹¹ the predominant ferromagnetic ordering in the stoichiometric EuB_6 changes with increasing carbon content through a mixture of the ferromagnetic phase and helimagnetic domains into a purely antiferromagnetic state. The paramagnetic Curie temperature θ_p of $\text{EuB}_{6-x}\text{C}_x$ changes its sign for $x = 0.125$.⁹ The helimagnetic domains are associated with carbon richer regions (with higher carrier density) due to local fluctuations of the carbon concentration. Different impact of the RKKY interaction in carbon richer and carbon poorer regions yields to different types of magnetic order.¹¹

The unusual transport properties of carbon doped EuB_6 single crystal were reported more than a decade ago.¹² The results have shown that the electrical resistivity becomes strongly enhanced below 15 K and exhibits a maximum around 5 K. The residual resistivity is exceptionally high; it is even higher than the room temperature resistivity $\rho(300 \text{ K})$. Application of a magnetic field of 3 T at 4.2 K causes a dramatic reduction of the resistivity yielding $\rho(0 \text{ T})/\rho(3 \text{ T}) = 3,7$. The huge residual resistivity has been ascribed to the scattering of conduction electrons on boundaries between the ferromagnetic and helimagnetic regions.¹²

In this paper we present an extended study of the electrical resistivity, magnetoresistance, susceptibility and heat capacity on a $\text{EuB}_{5.99}\text{C}_{0.01}$ single crystal. We bring further experimental results supporting the afore mentioned hypothesis of the dominant scattering process at temperatures below T_C originating from the mixed magnetic structure. In addition, our results advert that above T_C the electrical transport is governed by MPs and can be well understood within a recently proposed scenario involving the “isolated”, “linked” and “merged” MPs.⁷ Moreover, we argue that regions of proper size and space

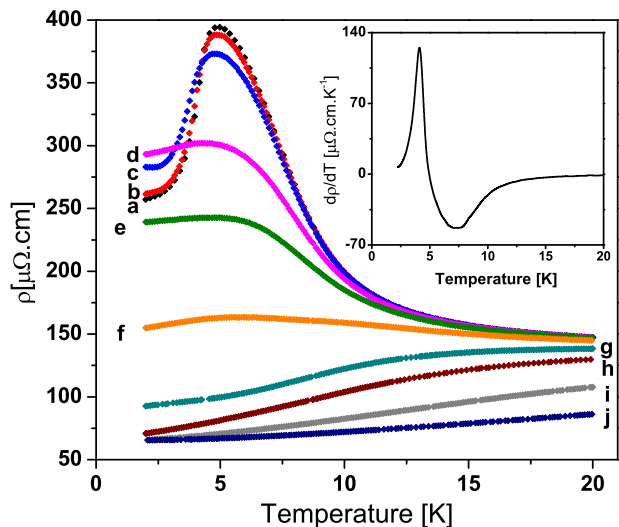


FIG. 1: Temperature dependences of the resistivity of $\text{EuB}_{5.99}\text{C}_{0.01}$ in magnetic fields a) 0 T, b) 50 mT, c) 0.1 T, d) 0.3 T, e) 0.5 T, f) 1 T, g) 2 T, h) 3 T, i) 6 T, and j) 12 T. The inset shows the resistivity derivative $d\rho/dT$ at 0 T.

distribution, incompatible with existence of MPs can be the clue for understanding the origin of the colossal magnetoresistance in systems with MPs.

Samples used for magnetization and resistivity measurements were cut from the crystal used in previous studies,¹² which has been grown by means of the zone-floating. Recent micro-probe analysis of this crystal revealed the carbon content corresponding to the stoichiometric formula $\text{EuB}_{5.99}\text{C}_{0.01}$. The electrical resistance, magnetoresistance, heat capacity and ac-susceptibility were measured in the Quantum Design PPMS and MPMS. The direction of the applied magnetic field was perpendicular to electrical current in all magnetoresistance measurements.

The electrical resistivity of $\text{EuB}_{5.99}\text{C}_{0.01}$ decreases upon cooling from 300 K until it reaches a shallow minimum at about 40 K. Below 10 K it increases steeply, passes a maximum at $T_{RM} \sim 5$ K, and subsequently falls off having tendency to saturate at lowest temperatures. The low-temperature part of its dependence is shown in Fig. 1 as curve a). The temperature derivative of the resistivity in zero magnetic field, depicted in the figure inset, shows a sharp maximum at $T_m = 4.1$ K indicating a proximity of magnetic phase-transition. Since the optical reflectivity data of the studied system have not revealed any shift in the plasma frequency between 4.2 and 20 K,¹² the charge carrier concentration can be regarded as constant in this temperature interval. Therefore, we tentatively associate the anomalous resistivity behavior with magnetism in this material.

In Fig. 2 we plot temperature dependences of magnetoresistance $MR = [\rho(B) - \rho(0)]/\rho(0)$ for selected values of the applied magnetic field between 50 mT and 12 T, derived from the data shown in Fig. 1. The absolute value

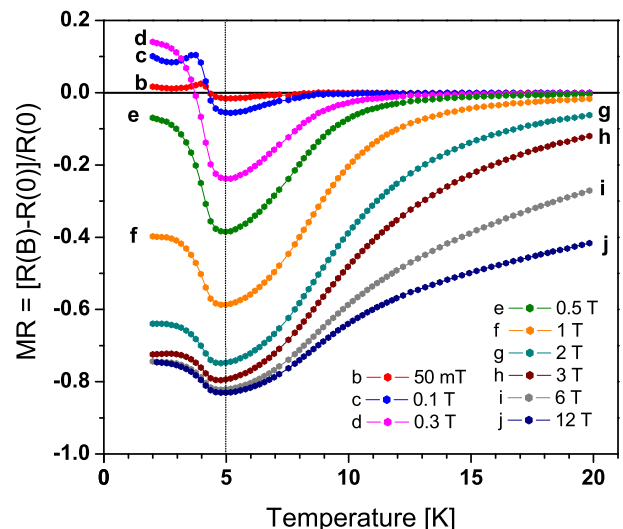


FIG. 2: Temperature dependences of the magnetoresistance $MR = [\rho(B) - \rho(0)]/\rho(0)$ derived from the data in Fig. 1.

of magnetoresistance reaches a maximum (of about 0.83 for 12 T) in the vicinity of T_{RM} . Upon further cooling MR decreases continuously in absolute value, and in difference to EuB_6 , only in the smallest magnetic fields up to 0.3 T, and at the lowest temperatures, it passes through zero and reaches positive values.

We suppose that below T_C , the scattering of conduction electrons originates from phase boundaries of the mixed magnetic structure consisting of helimagnetic domains, associated with carbon richer regions, in the ferromagnetic matrix. Sufficiently high magnetic field makes the helimagnetic domains energetically unfavorable and therefore reduces their volumes (and probably destroys them completely at highest fields), giving rise to negative magnetoresistance.

The magnetic field influence on the resistivity and magnetoresistance behavior between 2 and 20 K and the magnetic field dependences of resistivity depicted in Fig. 1, 2 and 3 respectively, reveal two different magnetoresistance regimes: (i) for temperatures lower than T_{RM} - the resistivity is enhanced by small fields ($B \leq 0.3$ T) and reduced by higher fields ($B \geq 0.5$ T); (ii) above T_{RM} - the resistivity monotonically decreases with increasing applied magnetic field.

The low-field magnetoresistance measured at 2 K is dependent on magnetic history and exhibits large hysteresis. Fig. 4 shows the hysteresis behavior of the resistivity, including the virgin curve taken at 2 K after cooling from 30 K to 2 K in zero magnetic field. As it is visible in the figure, the hysteresis is significant for $|B| \leq 0.3$ T. The hysteresis of magnetisation is very weak, but not negligible in the interval where the resistivity hysteresis is observed, suggesting that the positive magnetoresistance in low magnetic fields is due to the conduction-electron scattering on the domain walls within the ferromagnetic matrix.

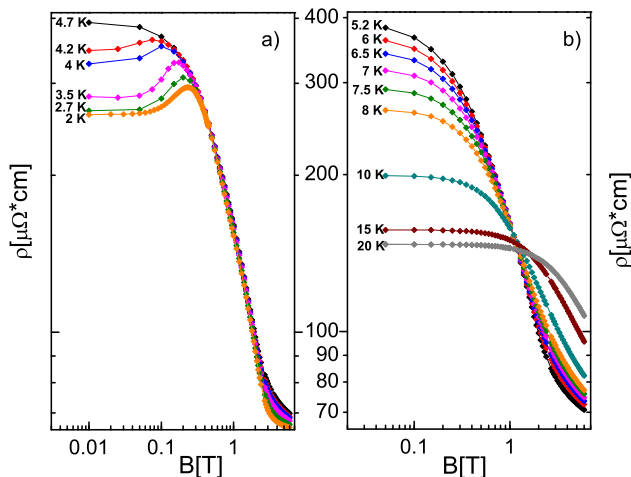


FIG. 3: Resistivity dependence on the magnetic field measured at selected temperatures below (a) and above (b) the temperature of the resistivity maximum.

With the aim to get more information on the magnetic properties and the phase transition(s), we measured the real part of the temperature dependence of the ac-susceptibility $\chi'(T)$ and the specific heat $C(T)$ in the temperature range 2 - 86 K and 2 - 30 K, respectively. The $1/\chi'(T)$ satisfies the Curie-Weiss law in the region above ~ 29 K and yields the paramagnetic Curie temperature $\theta_p = 7$ K. Fig. ?? shows the $\chi'(T)$ and $C(T)$ data below 10 K. The $\chi'(T)$ dependence indicates two distinct regimes, one above and other below ~ 4 K, such as it obeys almost linear behavior, in the intervals 2 - 3.6 K and 4.1 - 4.8 K, respectively, however with different slopes. The specific heat exhibits a broad peak at 5.7 K, which we tentatively associate with the magnetic ordering transition at $T_C \sim 5.7$ K. The position of the peak correlates well with the position of the inflexion point of the $\chi'(T)$ dependence (5.5 K). There is also a side anomaly at 4.3 K in the $C(T)$ dependence, which almost

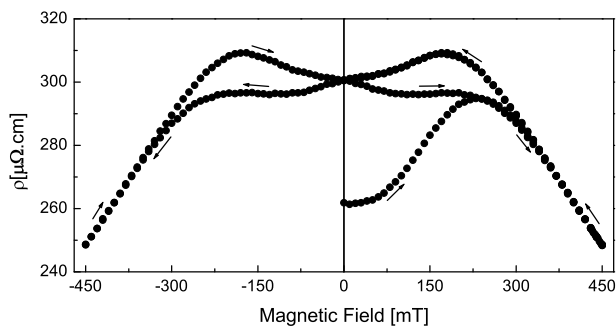


FIG. 4: Hysteresis of magnetoresistance of $\text{EuB}_{5.99}\text{C}_{0.01}$ at 2 K. After cooling at in zero magnetic field, the field was increased up to 450 mT, then decreased to -450 mT, and finally increased to 450 mT. The arrows show the emergence of the curve.

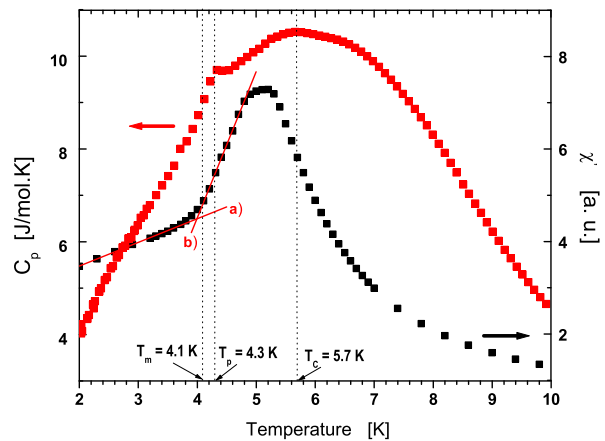


FIG. 5: Temperature dependence of the real part of the ac-susceptibility and the specific heat. The red lines a) and b) are linear fits for the temperature intervals 2 - 3.6 K and 4.1 - 4.8 K, respectively.

coincides with the afore mentioned resistivity anomaly at $T_m = 4.1$ K and with the change of the regime of the $\chi'(T)$ dependence. Detailed microscopic investigation (e.g. neutron diffraction) is desired to elucidate the relation between the specific-heat and resistivity anomalies with magnetic phenomena in the studied material.

The observed behavior of $\text{EuB}_{5.99}\text{C}_{0.01}$ can be consistently explained within the framework of results obtained by Yu and Min⁷, who investigated the magnetic phase transitions in MP systems using the Monte Carlo method. They supposed three consecutive temperature scales: T^* , T_C and T_p . Upon cooling from the high-temperature paramagnetic state the isolated MPs with random magnetization directions begin to form at T^* .⁷ At further cooling the MPs grow in size. Down to T_C carriers are still confined to MPs, thus the metallic and magnetic regions are separated from the insulating and paramagnetic regions.⁷ The isolated MPs become linked at the bulk ferromagnetic transition temperature T_C . Eventually, the polaron percolation occurs expressing itself as a peak in the heat capacity at $T_p < T_C$.⁷ Below T_p all carriers are fully delocalized and the concept of MPs becomes meaningless. The other issue, which should be mentioned, is that the impurities reduce both, T_C and T_p , but the discrepancy ratio ($T_p/T_C = 7/9 \doteq 0.77$) between these two temperatures is retained.⁷

According to the concept of Yu and Min,⁷ we interpret the obtained experimental results as follows. Consistently with the temperature dependence of the magnetization, $\text{EuB}_{5.99}\text{C}_{0.01}$ is paramagnetic above ~ 29 K. We expect the formation of isolated MPs at lower temperatures. The magnetic phase transition temperature reflected in the broad maximum of the $C(T)$ dependence, we associate with the temperature of ferromagnetic ordering T_C . We suggest that the isolated MPs begin to link at T_C . The MPs become merged and percolation occurs at the temperature of the (side) specific-heat

anomaly $T_p = 4.3$ K. Here is an excellent correspondence between the theoretically expected ratio $T_p/T_C \doteq 0.77$ and our experimental value $T_p/T_C = 4.3/5.6 \doteq 0.75$. The transition to the percolated phase is accompanied by the abrupt increase of the electrical conductivity of the percolated/merged phase at $T_m = 4.1$ K. The fact that T_m is lower than both T_p and T_C supports the supposition that Fisher-Langer relation¹³ is not valid in MP systems because of spatial inhomogeneity.⁷

The concept outlined above allows us also to explain the very interesting issue connected with the larger value of the resistivity maximum observed for $\text{EuB}_{5.99}\text{C}_{0.01}$ ($\sim 390 \mu\Omega \text{ cm}$ at ~ 5 K) than for EuB_6 ($\sim 350 \mu\Omega \text{ cm}$ at ~ 15 K),² despite $\text{EuB}_{5.99}\text{C}_{0.01}$ is at room temperature about four times better conductor, having $\rho(300 \text{ K}) \sim 180 \mu\Omega \cdot \text{cm}$, than EuB_6 with $\rho(300 \text{ K}) \sim 730 \mu\Omega \cdot \text{cm}$.² Since MPs can exist only in low carrier density environment, we suggest that the carbon richer regions with an enhanced carrier concentration act as “spacers” between MPs preventing them to link and merge. As a consequence, the system persists in poorly conducting state down to lower temperatures. Due to the extension of the temperature interval, in which the resistivity increases with decreasing temperature, an additional resistivity increase is observed, resulting in the higher value of the resistivity maximum (and the larger negative magnetoresistance). It may be generalized that the processes preventing MPs to link and to percolate extend the region of thermally activated transport (governed by MPs) to lower temperatures, giving rise to a higher value of the resistivity maximum, resulting in the higher magnetoresistance.

It seems that the colossal magnetoresistance of $\text{Eu}_{1-x}\text{Ca}_x\text{B}_6$ ¹⁶ might be also explained by this scenario assuming that the calcium richer regions play a role similar to the carbon richer regions in $\text{EuB}_{6-x}\text{C}_x$. From the point of view of tuning the properties of magnetoresistive materials here arises an interesting analogy between the role of non-ferromagnetic “spacers” in the magne-

toresistance enhancement in this class of materials, and the role of the (non-superconducting) pinning centers in the increase of the critical field in superconductors.

In summary, our studies reveal a large negative magnetoresistance of $\text{EuB}_{5.99}\text{C}_{0.01}$ well above and below the temperature of the bulk ferromagnetic ordering. In the temperature region, where the resistivity maximum appears and transport properties are governed by MPs, the results have been consistently explained within the picture of isolated, linked and merged MPs.⁷ We have observed three distinctive temperatures: $T_C = 5.7$ K, $T_p = 4.3$ K and $T_m = 4.1$ K. As we suppose, at T_C and T_p , being the temperatures of heat capacity maxima, the isolated MPs become linked and merged, respectively. The peak in the $d\rho/dT$ vs. T dependence at T_m , lying slightly below the percolation temperature, we consider as a sign of rapid enhancement of the conductivity in the merged phase. The unusually high value of the electrical resistivity maximum we associate with the presence of carbon richer regions. We suppose that these regions are responsible for the higher value of the resistivity maximum at correspondingly lower temperatures, and consequently, for the larger magnetoresistance. Finally, we emphasize that introducing such “spacers”, which prevent the percolation of MPs may strongly enhance the magnetoresistance of systems with transport governed by MPs. The “spacers” are in fact regions of appropriate size and scale distribution, which are not compatible with ferromagnetic ordering. This might show a route for future research efforts in relation with the colossal magnetoresistance effect.

This work was supported by the Slovak Scientific Agency VEGA (Grant No. 2/7184/27), the Slovak Research and Development Agency (Project No. APVT-51-031704), and by the European Science Foundation (COST Action P16). The work of V. S. is a part of the research plan MSM 0021620834 that is financed by the Ministry of Education of the Czech Republic.

* Electronic address: batkova@saske.sk

¹ L. Degiorgi, E. Felder, H. R. Ott, J. L. Sarrao, Z. Fisk, Phys. Rev. Lett. 79 (25) (1997) 5134.

² S. Süllow, I. Prasad, M. C. Aronson, J. L. Sarrao, Z. Fisk, D. Hristova, A. H. Lacerda, M. F. Hundley, A. Vigliante, D. Gibbs, Phys. Rev. B 57 (1998) 5860.

³ S. Süllow, I. Prasad, M. C. Aronson, S. Bogdanovich, J. L. Sarrao, Z. Fisk, Phys. Rev. B 62 (17) (2000) 11626.

⁴ S. Paschen, D. Pushin, M. Schlatter, P. Vonlanthen, H. R. Ott, D. P. Young, Z. Fisk, Phys. Rev. B 61 (6) (2000) 4174.

⁵ C. S. Snow, S. L. Cooper, D. P. Young, Z. Fisk, A. Comment, J. P. Ansermet, Phys. Rev. B 64 (2001) 174412.

⁶ M. J. Calderón, L. G. L. Wegener, P. B. Littlewood, Phys. Rev. B 70 (2004) 092408.

⁷ U. Yu, B. I. Min, Phys. Rev. B 74 (2006) 094413.

⁸ M. C. Aronson, J. L. Sarrao, Z. Fisk, M. Whittton, B. L. Brandt, Phys. Rev. B 59 (7) (1999) 4720–4724.

⁹ M. Kasaya, J. M. Tarascon, J. Etourneau, P. Hagenmuller, Mat. Res. Bull. 13 (1978) 751.

¹⁰ S. von Molnar, J. M. Tarascon, J. Etourneau, J. Appl. Phys. 52 (3) (1981) 2158.

¹¹ J. M. Tarascon, J. L. Soubeyroux, J. Etourneau, R. Georges, J. M. D. Coey, O. Massenet, Solid State Commun. 37 (1981) 133.

¹² I. Baťko, M. Baťková, K. Flachbart, D. Macko, E. S. Konovalova, Y. B. Paderno 140-144 (1995) 1177–1178.

¹³ M. E. Fisher, J. S. Langer, Phys. Rev. Lett. 20 (1968) 665.

¹⁴ G. A. Wigger, C. Beeli, E. Felder, H. R. Ott, A. D. Bianchi, Z. Fisk, Phys. Rev. Lett. 93 (14) (2004) 147203.

¹⁵ G. A. Wigger, C. Wälti, H. R. Ott, A. D. Bianchi, Z. Fisk, Phys. Rev. B 66 (2002) 212410.

¹⁶ see e.g.^{4,14,15}