

Crossover from weak localization to Shubnikov-de Haas oscillations in a high mobility 2D electron gas

T. A. Sedrakyan and M. E. Raikh

Department of Physics, University of Utah, Salt Lake City, UT 84112

We study the magnetoresistance, $\delta\rho_{xx}(B)/\rho_0$, of a high-mobility 2D electron gas in the domain of magnetic fields, B , intermediate between the weak localization and the Shubnikov-de Haas oscillations, where $\delta\rho_{xx}(B)/\rho_0$ is governed by the interaction effects. Assuming short-range impurity scattering, we demonstrate that in the *second order* in the interaction parameter, λ , a *linear B-dependence*, $\delta\rho_{xx}(B)/\rho_0 \sim \lambda^2\omega_c/E_F$ with *temperature-independent* slope emerges in this domain of B (here ω_c and E_F are the cyclotron frequency and the Fermi energy, respectively). Unlike previous mechanisms, the linear magnetoresistance is *unrelated* to the electron executing the full Larmor circle, but rather originates from the impurity scattering via the B -dependence of the *phase* of the impurity-induced Friedel oscillations.

PACS numbers: 73.20.Fz, 71.10.-w, 72.10.-d, 73.23.Ad

Introduction. There are two prominent regimes of low-temperature magnetotransport in a 2D electron gas: weak localization [1] and Shubnikov-de Haas oscillations. Weak localization correction dominates magnetoconductivity at low fields, $\omega_c\tau < \omega_c^{tr}\tau$, where τ is the impurity scattering time. Characteristic frequency, ω_c^{tr} , is determined from the condition [2] that the magnetic flux through a triangle with a side of a mean free path, $l = v_F\tau$, is equal to the flux quantum, which yields $\omega_c^{tr}\tau = (k_F l)^{-1}$. Here v_F and k_F are the Fermi velocity and Fermi momentum, respectively. On the other hand, the oscillatory in B corrections to the resistivity, $\delta\rho_{xx}(B) = \rho_{xx}(B) - \rho_0$, where $\rho_0 = \sigma_0^{-1} = \rho_{xx}(0) = h/e^2(k_F l)$, develop at high fields, $\omega_c\tau \gtrsim 1$. Thus, the boundaries between the low-field and the high-field regimes are separated by a large parameter, $k_F l$.

The behavior of $\delta\rho_{xx}(B)$ in the crossover regime, $\omega_c^{tr}\tau < \omega_c\tau < 1$ has been studied experimentally for more than two decades, see, *e.g.*, Refs. [3, 4]. It is commonly accepted that this behavior is governed by the interaction effects. More specifically, the B -dependence of $\delta\rho_{xx}$ is believed to come exclusively from the inversion of the conductivity tensor [5]

$$\delta\rho_{xx}^{int}(B, T) \approx \rho_0^2 (\omega_c^2\tau^2 - 1) \delta\sigma_{xx}^{int}(T) \quad (1)$$

where $\delta\sigma_{xx}^{int}(T)$ is the *zero-field* interaction correction [6] to the conductance. This correction is derived under assumption that, in course of an electron-electron collision, the electron performs many steps $\sim l$ of diffusion; for $\omega_c\tau < 1$ the orbital effect of B on each step is neglected.

In experiments [3, 4] the electron mobilities were relatively low, so that $k_F l$ was $\lesssim 10$. In the present paper we demonstrate that for very big values of $k_F l \gg 1$, like in Refs. [7, 8, 9], the *higher-order* electron-electron interaction processes, at distances $\lesssim l$ are strongly sensitive to B even for $\omega_c\tau < 1$. Due to these processes, each involving *two scattering acts*, that were neglected in previous considerations, a lively B -dependence of $\delta\sigma_{xx}$ emerges in the crossover domain $\omega_c^{tr} < \omega_c < \tau^{-1}$. This dependence, in

turn, translates into the B -dependence of $\delta\rho_{xx}$, which is much stronger than the one coming from the inversion of the conductivity tensor. Namely, we find the interaction contribution to σ_{xx} in the form

$$\frac{\delta\sigma_{xx}(B)}{\sigma_0} = \frac{4\lambda^2}{(k_F l)^{3/2}} \mathbf{F}_1\left(\frac{\omega_c}{\Omega_l}\right), \quad \Omega_l\tau = (k_F l)^{-1/2}, \quad (2)$$

where λ is the dimensionless interaction constant. It is important that the characteristic field, Ω_l , *lies in the crossover domain*, *i.e.*, it is much bigger than ω_c^{tr} , but much smaller than $1/\tau$.

The function \mathbf{F}_1 (Fig. 3) has the following asymptotes

$$\mathbf{F}_1(x) = \begin{cases} -x^2/8, & x \ll 1 & \text{(a)} \\ -2x/3, & x \gg 1. & \text{(b)} \end{cases} \quad (3)$$

The new scale of the cyclotron frequencies, Ω_l , originates from the new physical process: *double backscattering* from the impurity-induced Friedel oscillations, see Figs. 1 and 2. By virtue of the fact that this process causes the B -dependence of the electron scattering time, the correction Eq. (2) enters also into magnetoresistance, $\delta\rho_{xx}(B)/\rho_0$. This magnetoresistance is much stronger than $\omega_c^2\tau^2\delta\sigma_{xx}^{int}(T)$, defined by Eq. (1). Indeed, within a logarithmic factor, $\delta\sigma^{int}/\sigma_0 \sim \lambda(k_F l)^{-1}$. Then it follows from Eqs. (1)-(3) that

$$\frac{\delta\rho_{xx}}{\delta\rho_{xx}^{int}} \sim \begin{cases} \lambda(k_F l)^{1/2}, & (k_F l)^{-1} < \omega_c\tau < (k_F l)^{-1/2} \\ \lambda(\omega_c\tau)^{-1}, & (k_F l)^{-1/2} < \omega_c\tau < 1. \end{cases} \quad (4)$$

We see that in both limits the ratio Eq. (4) is big.

Up to now we considered only low- T behavior of magnetoresistance. With increasing mobility, the condition $T\tau > 1$ is met even at low temperatures. Under this condition, the ballistic correction [10, 11] $\delta\sigma_{xx}^{int}(T)/\sigma_0 \sim \lambda T/E_F$ is the leading temperature correction to $\delta\sigma_{xx}$. Its origin is the interference between the impurity scattering and the scattering from the Friedel oscillation; linear T -dependence results from the fact that, in the ballistic regime, the spatial extent of the Friedel oscillations

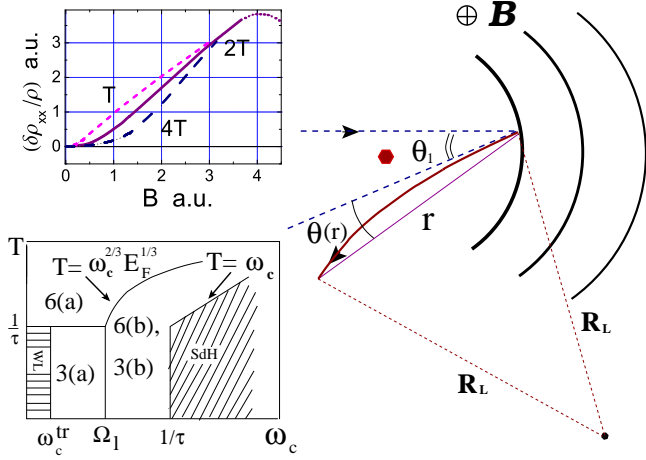


FIG. 1: Schematic illustration of electron backscattering from the Friedel oscillation (arcs), created by the short-range impurity (big dot). Magnetic field causes an additional deflection by the angle $\theta_B(r) \approx r/R_L$ due to the trajectory curving and the resulting additional phase $\Psi_B(r) = k_F r^3 / 24 R_L^2$. Lower inset: domains of different behaviors of ρ_{xx} on the B - T plain are shown schematically. Upper inset: evolution of ballistic magnetoresistance with increasing temperature; $\delta\rho_{xx}(B)$ dependencies are plotted from Eqs. (5) and (17) for three temperatures: T , $2T$, and $4T$; Dotted line illustrates a crossover, Eq. (8), from positive to negative magnetoresistance.

is limited by the length $r_T = v_F / 2\pi T$ rather than by l . Since the ballistic correction is merely a B -independent renormalization of τ , it does not contribute to $\delta\rho_{xx}$. Instead [12], the dependence $\delta\rho_{xx}^{int}(B)$ comes from a small B -dependent portion, $\sim \omega_c^2 / T^2$, of $\delta\sigma_{xx}^{int}(T)$ yielding $\delta\rho_{xx}^{int} / \rho_0 \sim \lambda \omega_c^2 / E_F T$.

Due to the cutoff at distances $\sim r_T$, our result Eq. (2) in the ballistic regime assumes the form

$$\frac{\delta\sigma_{xx}(B)}{\sigma_0} = 4\lambda^2 \left(\frac{\pi T}{E_F} \right)^{3/2} \mathbb{F}_2 \left(\frac{\omega_c}{2\pi^{3/2} \Omega_T} \right), \quad \Omega_T = \frac{T^{3/2}}{E_F^{1/2}}, \quad (5)$$

with characteristic ‘‘ballistic’’ cyclotron frequency, Ω_T , much smaller than the temperature. The asymptotes of the dimensionless function \mathbb{F}_2 are the following

$$\mathbb{F}_2(x) = \begin{cases} -0.7x^2, & x \ll 1 & \text{(a)} \\ -2x/3, & x \gg 1. & \text{(b)} \end{cases} \quad (6)$$

Comparison of the corresponding correction to ρ_{xx} with $\delta\rho_{xx}^{int}$ from Ref. [12] yields

$$\left(\frac{\delta\rho_{xx}}{\delta\rho_{xx}^{int}} \right)_{T\tau > 1} \sim \begin{cases} \lambda (E_F / T)^{1/2}, & \omega_c < \Omega_T < T \\ \lambda (T / \omega_c), & \Omega_T < \omega_c < T. \end{cases} \quad (7)$$

For $\lambda \sim 1$ both ratios are big either in parameter E_F / T or in T / ω_c , the latter ensures that Shubnikov-de Haas oscillations are smeared out even in the ballistic regime.

The fact that the interaction correction Eq. (5) comes from short distances, $\sim r_T$ suggests that $\omega_c \tau$ may be

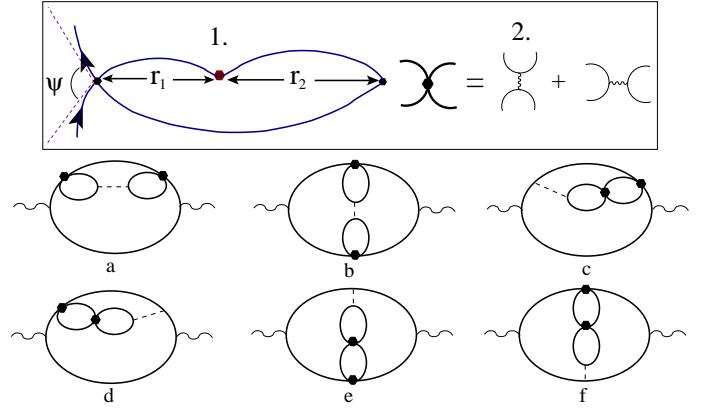


FIG. 2: Diagrams for the second-order (in the interaction strength, λ) correction, $\delta\sigma_{xx}(B)$, to the magnetoconductivity. Diagram *a* describes combined *double* scattering from the impurity (big dot) and from the Friedel oscillation; this process is also illustrated in the inset 1, where $\alpha \approx [\theta_1 + \theta_B(r_T)]$ is the net scattering angle, see the text. Two types of four-leg interaction vertices are combined into dots (inset 2).

both, smaller or larger than 1, in the ballistic regime, see Fig. 1, inset. Therefore, one has to use Eq. (1) to transform $\delta\sigma_{xx}(B)$ into magnetoresistance. Then in the ‘‘strong-field’’ domain, $\Omega_T < \omega_c < T$, we find from Eq. (5)

$$\delta\rho_{xx} / \rho_0 = (4/3) \lambda^2 (1 - \omega_c^2 \tau^2) (\omega_c / E_F), \quad (8)$$

i.e., positive magnetoresistance crosses over to negative at $\omega_c \tau = 3^{-1/2}$. Below we demonstrate the emergence of the new ω_c -scales, Ω_l and Ω_T , qualitatively.

Qualitative derivation of Eqs. (2), (5). Consider first high temperatures, $T\tau > 1$. We will follow the efficient line of reasoning of Refs. [11, 12, 13], which is based on the analysis of the expression for transport scattering time

$$\tau^{-1} = \int d\Theta / 2\pi (1 - \cos \Theta) |f(\Theta)|^2, \quad (9)$$

where $f(\Theta)$ is the *full* scattering amplitude, $f_0(\Theta) + f_1(\Theta)$, from the impurity and the impurity-induced potential. Assume a short-range impurity potential, $U_{imp}(r)$. In the first order in interaction strength and for scattering angle $\pi - \Theta = \theta_1 \ll 1$ (see Fig. 1.) the amplitude f_1 is given by

$$f_1(\theta_1, T) = -\lambda g \int_0^\infty \frac{dr}{r} \sin(2k_F r) A \left(\frac{r}{r_T} \right) \times J_0 \left(2k_F r \left[1 - \frac{\theta_1^2}{2} \right] \right), \quad (10)$$

where J_0 is the Bessel function of zero order, $g = \int dr U_{imp}(r)$, and the function $A(x) = x / \sinh x$ is the spatial temperature damping factor (see *e.g.*, [11]). It follows from Eq. (10) that the characteristic angular interval

for the enhanced backscattering is $\theta_1 \sim (k_F r_T)^{-1/2}$. On the other hand, the relative magnitude of enhancement can be estimated from Eq. (10) as $[f_1(0, T) - f_1(0, 0)] \sim \lambda f_0 (k_F r_T)^{-1/2}$. Thus, the relative T -dependent correction to τ^{-1} and, correspondingly, to σ_{xx} , is $\sim (\lambda/k_F r_T) \sim \lambda T/E_F$, as in Refs. [10, 11].

According to Ref. [12], incorporating magnetic field into the above picture amounts to adding to the scattering angle, θ_1 , the angle, $\theta_B(r_T) \sim r_T/R_L$, which accounts for the fact that, upon travelling a distance, r , in magnetic field, the electron experiences angular deflection by $\theta_B(r) = r/R_L$, see Fig. 1. Here $R_L = v_F/\omega_c$ is the Larmour radius. In Ref. [12] the modification of the amplitude, f_1 , by magnetic field is neglected. Then the effect of B on the scattering rate Eq. (9) reduces to the correction $\sim -\lambda [\theta_B(r_T)]^2/\tau$; the factor $[\theta_B(r_T)]^2$ comes from integrating $[1 + \cos(\theta_1 + \theta_B(r_T))]$ over θ_1 . By noting that $[\theta_B(r_T)]^2 \sim \omega_c^2/T^2$, we reproduce the result of Ref. [12] for $\delta\rho_{xx}^{int}(B)$.

The new scale, Ω_T , introduced in Eq. (5), can be now inferred from the condition, $\theta_B(r_T) < \theta_1$, that the replacement $\theta_1 \rightarrow (\theta_1 + \theta_B(r_T))$ in the integrand of Eq. (10) does not change the amplitude, f_1 . Indeed, equating $\theta_B(r_T)$ to $\theta_1 \sim (k_F r_T)^{-1/2}$, we find $\omega_c = T^{3/2}/E_F^{1/2} \sim \Omega_T$.

It might seem that in the opposite case, $\theta_B(r_T) > \theta_1$, the size of the scattering region would be determined by the magnetic phase, $\Psi_B(r)$, see Fig. 1 caption, as

$$\Psi_B(r_B) = (k_F r_B^3/24R_L^2) \sim 1, \quad \text{i.e., } r_B \sim (R_L^2/k_F)^{1/3}, \quad (11)$$

rather than by r_T . This, however, is not the case. The reason is that the rigorous treatment [14] requires incorporating the magnetic phase, $-2\Psi_B(r)$, not only into the argument of the Bessel function in Eq. (10) but into the argument of sine as well. The latter describes field-induced modification of the Friedel oscillations [14]. As a result, the B -dependent phase factors *cancel out*.

Our main point is that the cancellation *does not occur* in the second-order process in the interaction strength. As illustrated in Fig. 2 (inset 1), the backscattering is the result of *two* virtual scattering processes from the Friedel oscillation. The contribution to the scattering amplitude from this process reads (see also inset 1 in Fig. 2)

$$\begin{aligned} \tilde{f}_1(\theta_1) &= \frac{\lambda^2 g}{2\pi} \int \frac{dr_1 dr_2 d\varphi_{r_1}}{r_1 r_2} A\left(\frac{r_1}{r_T}\right) A\left(\frac{r_2}{r_T}\right) \quad (12) \\ &\times \sin(2k_F r_1) J_0\left(2k_F |\mathbf{r}_1 - \mathbf{r}_2| \left[1 - \frac{\theta_1^2}{2}\right]\right) \sin(2k_F r_2). \end{aligned}$$

It is seen from Eq. (12) that the characteristic value of the angle, $\pi - \varphi_{r_1}$, between \mathbf{r}_1 and \mathbf{r}_2 is $\sim (k_F r_1)^{-1/2}$. With magnetic phase $\Psi_B(r) = (k_F r^3/24R_L^2)$ included in the arguments of sines and the Bessel function, the slow oscillating term in the integrand of Eq. (12) will acquire

the form $-\sin[\Phi_B(r_1, r_2) - k_F(r_1 + r_2)\theta_1^2 + \pi/4]$, where

$$\begin{aligned} \Phi_B(r_1, r_2) &= 2\Psi_B(r_1) + 2\Psi_B(r_2) - 2\Psi_B(r_1 + r_2) \quad (13) \\ &= -k_F r_1 r_2 (r_1 + r_2)/4R_L^2. \end{aligned}$$

We are now in position to estimate the λ^2 -correction to the scattering rate Eq. (9) in both domains $\omega_c < \Omega_T$ and $\omega_c > \Omega_T$. For low magnetic field, both φ_{r_1} and θ_1 are $\sim (k_F r_T)^{-1/2}$. The integral in Eq. (12) can be estimated as $[\tilde{f}_1(\theta_1, B) - \tilde{f}_1(\theta_1, 0)] \sim \lambda^2 \varphi_{r_T} (k_F r_T)^{-1/2} \Phi_B(r_T, r_T)$. Then the integration over θ_1 in Eq. (9) would yield the relative B -dependent correction $\sim (k_F r_T)^{-3/2} \Phi_B(r_T, r_T) \sim \lambda^2 \omega_c^2/(T^{3/2} E_F^{1/2})$ to the scattering rate. This leads to the estimate $\delta\rho_{xx}(B)/\rho_0 \sim \lambda^2 \omega_c^2/(T^{3/2} E_F^{1/2})$, which coincides with our Eq. (6). For high magnetic fields we have $\varphi_{r_1} \sim \theta_1 \sim (k_F r_B)^{-1/2}$; the difference $[\tilde{f}_1(\theta_1, B) - \tilde{f}_1(\theta_1, 0)]$ is now $\sim (k_F r_B)^{-1} \Phi_B(r_B, r_B)$, so that the estimate for $\delta\rho_{xx}(B)/\rho_0$ assumes the form $\lambda^2 \omega_c/E_F$ again in accord with Eq. (6). Note, that ‘‘strong-field’’ magnetoresistance in the domain $\Omega_T < \omega_c < T$ is *temperature-independent* (see upper inset in Fig. 1).

Consideration for low temperatures leading to Eq. (3) is absolutely similar. On the quantitative level, one has to replace the temperature damping factor $A(r/r_T)$ by the probability $\exp(-2r/l)$ that electron does not encounter other impurity in course of scattering from a given impurity and from the Friedel oscillations, created by it.

Outline of the derivation. It is most convenient to calculate the magnetoconductivity, $\delta\sigma_{xx}(B)$, in the coordinate space. In the \mathbf{r} -space, Friedel oscillation manifests itself via a polarization operator, $\Pi(\mathbf{r}, B)$, which has the following form [14]

$$\begin{aligned} \Pi_\omega(\mathbf{r}, 0) &= -\frac{\pi\nu_0^2 \hbar^4}{2k_F r} \left[i|\omega| + \frac{v_F}{r} \sin\left(2k_F r - \frac{\omega_c^2 E_F r^3}{6v_F^3}\right) \right. \\ &\quad \left. \times A\left(\frac{r}{r_T}\right) \right] \exp\left\{\frac{i|\omega|r}{v_F} - \frac{r}{l}\right\}, \quad (14) \end{aligned}$$

where, ν_0 is the 2D density of states. The B -dependent term in the argument of sine coincides within a numerical factor with magnetic phase, $k_F r [\theta_B(r)]^2$, derived above. Diagram *a* in Fig. 2 contains two polarization bubbles connected by an impurity line, and positioned in such a way, that they play the role of an effective scatterer. Then the entire diagram *a* describes the contribution to σ_{xx} from the *double* scattering from the Friedel oscillations. Analytical expression for this diagram in terms of the polarization operator Eq. (14) is the following

$$\begin{aligned} \frac{\delta\sigma_{xx}(B)}{\sigma_0} &= \frac{\lambda^2}{\pi\nu_0^4} \int d\mathbf{r}_1 \int d\mathbf{r}_2 \left[\frac{1}{\omega} \text{Im}\Pi_\omega(\mathbf{r}_1, \mathbf{r}_2) \right]_{\omega \rightarrow 0} \\ &\quad \times \text{Re} \left\{ \Pi_0(0, \mathbf{r}_1) \Pi_0(\mathbf{r}_2, 0) \right\}, \quad (15) \end{aligned}$$

where we assumed that the interaction is short-ranged, $V(q) \approx \text{const}(q) = V_0$ [15], so that $\lambda = \nu_0 V_0$. Our ‘‘low-

temperature” result Eq. (2) emerges upon substitution Eq. (14) into Eq. (15), setting $A(r/r_T) = 1$, extracting a slow term from three rapidly oscillating sines and, finally, performing integration over the azimuthal positions, $\varphi_{\mathbf{r}_1}$, $\varphi_{\mathbf{r}_2}$ of the points \mathbf{r}_1 , \mathbf{r}_2 . To arrive to our ballistic result Eq. (5), one should keep $A(r/r_T)$ in Eq. (14) and take the limit $l \rightarrow \infty$. The final form of the dimensionless functions $F_1(x)$, $F_2(x)$ is the following

$$F_1(x) = \frac{1}{\pi^{3/2}} \int_{\rho_1 > \rho_2} \frac{d\rho_1 d\rho_2}{(\rho_1 \rho_2)^{3/2}} \{ \mathcal{H}^-(\rho_1, \rho_2, x) e^{-2\rho_1} + \mathcal{H}^+(\rho_1, \rho_2, x) e^{-2(\rho_1 + \rho_2)} \}, \quad (16)$$

$$F_2(x) = \frac{1}{\pi^{3/2}} \int_{\rho_1 > \rho_2} \frac{d\rho_1 d\rho_2}{(\rho_1 \rho_2)^{3/2}} \{ \mathcal{H}^-(\rho_1, \rho_2, x) A(\rho_1) A(\rho_2) \times A(\rho_1 - \rho_2) + \mathcal{H}^+(\rho_1, \rho_2, x) A(\rho_1) A(\rho_2) A(\rho_1 + \rho_2) \}, \quad (17)$$

where $\mathcal{H}^\pm(\rho_1, \rho_2, x) = (\rho_1 \pm \rho_2)^{-1/2} \{ \sin(\pi/4) - \sin[x^2 \rho_1 \rho_2 (\rho_1 \pm \rho_2) + \pi/4] \}$, and \pm corresponds to \mathbf{r}_1 , \mathbf{r}_2 on the same and opposite sides from $\mathbf{r} = 0$, respectively.

Qualitative derivation pertained to the diagram *a* in Fig. 2. There are however other virtual, second-order in λ , processes that give rise to the contributions to $\delta\sigma_{xx}(B, T)$, similar to Eq. (15). For example, the relevant λ^2 term can come not only from the double backscattering of an electron by Friedel oscillation with magnitude λ but also from a direct scattering from an impurity and from “convolution” of the two Friedel oscillations (diagram *c* in Fig. 2) $\propto \lambda^2 \int d\mathbf{r}_1 [\sin(2k_F |\mathbf{r} - \mathbf{r}_1|) / |\mathbf{r} - \mathbf{r}_1|^2] [\sin(2k_F r_1) / r_1^2]$. Important is that all contributions $\sim \lambda^2$ differ only by a numerical factor. Resulting combinatorial factor, 32, is reflected in Eqs. (2), and (5).

In Fig. 3 we show functions $F_1(x)$ and $F_2(x)$ calculated numerically from Eqs. (16), (17). Magnetoresistance is related to $F_{1,2}$ via additional factor $(\omega_c^2 \tau^2 - 1)$. In accord with qualitative analysis, both functions are quadratic for $x \ll 1$ and linear for $x \gg 1$.

Discussion and estimates. Our main result is a novel scale of magnetic fields, $\omega_c \tau = (k_F l)^{-1/2}$, and a linear magnetoresistance $\delta\rho_{xx}(B)/\rho_0 \sim \lambda^2 \omega_c / E_F$ within the interval $(k_F l)^{-1/2} < \omega_c \tau < 1$. In the samples with moderate mobility [3, 4] $\mu \sim 10^4 \text{cm}^2/\text{V s}$ this interval is narrow, $(k_F l)^{-1/2} \approx 0.3$ for $n = 2 \cdot 10^{11} \text{cm}^{-2}$ and $\delta\rho_{xx}(B)$ -dependencies in [3, 4] are indeed weak and quadratic in the crossover region. By contrast, the data in Refs. [7, 8, 9] for $\mu \gtrsim 2 \cdot 10^6 \text{cm}^2/\text{V s}$ exhibit extended intervals of B , from 0.02 Tesla to 0.2 Tesla, in which $\delta\rho_{xx}$ is strong and linear with either positive or negative slopes. Our theory predicts linear $\delta\rho_{xx}(B)$ only for $\omega_c \tau < 1$, which was not the case in the above domain of B . Throughout the paper we assumed that disorder is short-range. For smooth disorder there exists a specific regime of ballistic magnetotransport, $T\tau > 1$, where Shubnikov-de Haas oscillations are suppressed, i.e., $T > \omega_c$, but the field is strong, $\omega_c \tau > 1$. As was demonstrated

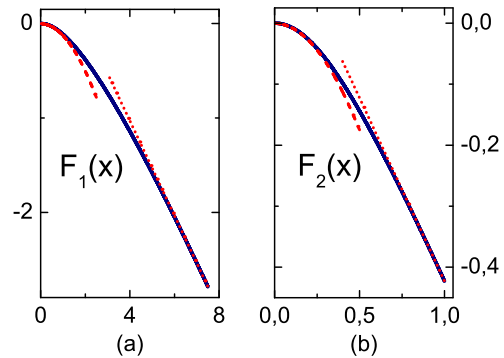


FIG. 3: a) Magnetoconductivity, $(\delta\sigma_{xx}/\sigma_0)[(k_F l)^{3/2}/4\lambda^2]$, at low T is plotted from Eq. (16) vs. dimensionless magnetic field $x = \omega_c/\Omega_l$; b) Ballistic magnetoconductivity $(\delta\sigma_{xx}/\sigma_0)[E_F^{3/2}/4\lambda^2 T^{3/2}]$ is plotted from Eq. (17) vs. dimensionless magnetic field $x = \omega_c/(2\pi^{3/2}\Omega_T)$. Dashed lines for low fields are the $x \ll 1$ asymptotes in Eqs. (3), (6). Dotted lines illustrate linear behavior of $\delta\sigma_{xx}$ at $x \gtrsim 1$.

in Ref. [13] and confirmed experimentally in Ref. [16], magnetoresistance, $\delta\rho_{xx}/\rho_0 \sim \lambda(\omega_c \tau)^2 (k_F l)^{-1} (T\tau)^{-1/2}$ in this regime has a distinct T -dependence. However, the B -dependence still comes from the inversion of the conductivity tensor.

We gratefully acknowledge the discussions with M. A. Zudov and R. R. Du.

-
- [1] S. Hikami, A. I. Larkin, and Y. Nagaoka, Prog. Theor. Phys. **63**, 707 (1980).
 - [2] M. I. Dyakonov, Solid State Commun. **92**, 711 (1994); A. Cassam-Chenai and B. Shapiro, J. Phys. I France **4**, 1527 (1994).
 - [3] M. A. Paalanen, D. C. Tsui, and J. C. M. Hwang, Phys. Rev. Lett. **51**, 2226 (1983); K. K. Choi, D. C. Tsui, and S. C. Palmateer, Phys. Rev. B **33**, 8216 (1986).
 - [4] W. Poirier, D. Mailly, and M. Sanquer, Phys. Rev. B **57**, 3710 (1998); P. T. Coleridge, A. S. Sachrajda, and P. Zawadzki, *ibid.*, **65**, 125328 (2002); G. M. Minkov, *et al.*, *ibid.*, **67**, 205306 (2003); E. B. Olshanetsky, *et al.*, *ibid.*, **68**, 085304 (2003); V. T. Renard, *et al.*, *ibid.*, **72** 075313 (2005); G. M. Minkov, *et al.*, *ibid.*, **74**, 045314 (2006).
 - [5] A. Houghton, J. R. Senna, and S. C. Ying, Phys. Rev. B **25**, 2196 (1982).
 - [6] B. L. Altshuler, A. G. Aronov, and P. A. Lee, Phys. Rev. Lett. **44**, 1288 (1980).
 - [7] M. A. Zudov, *et al.*, Phys. Rev. Lett. **86**, 3614 (2001).
 - [8] M. A. Zudov, *et al.*, Phys. Rev. B **64**, 201311(R) (2001).
 - [9] R. G. Mani, *et al.*, Nature (London) **420**, 646 (2002).
 - [10] A. Gold and V. T. Dolgoplov, Phys. Rev. B **33**, 1076 (1986).
 - [11] G. Zala, B. N. Narozhny, and I. L. Aleiner, Phys. Rev. B **64**, 214204 (2001).
 - [12] I. V. Gornyi and A. D. Mirlin, Phys. Rev. B **69**, 045313 (2004).
 - [13] I. V. Gornyi and A. D. Mirlin, Phys. Rev. Lett. **90**,

- 076801 (2003).
- [14] T. A. Sedrakyan, E. G. Mishchenko, and M. E. Raikh, Phys. Rev. Lett. **99**, 036401 (2007).
- [15] Effective interaction constant is expressed through $V(q)$ as $\lambda = \nu_0 [V(0) - 2V(2k_F)]$, see Fig. 2, inset 2.
- [16] L. Li, *et al.*, Phys. Rev. Lett. **90**, 076802 (2003).