

Nonlinear evolution of a morphological instability in a strained epitaxial film

Jean-Noël Aqua,* Thomas Frisch, and Alberto Verga

Institut de Recherche sur les Phénomènes Hors Équilibre, UMR 6594, Aix-Marseille Université, France

(Dated: March 5, 2022)

A strained epitaxial film deposited on a deformable substrate undergoes a morphological instability relaxing the elastic energy by surface diffusion. The nonlinear and nonlocal dynamical equations of such films with wetting interactions are derived and solved numerically in two and three dimensions. Above some critical thickness, the surface evolves towards an array of islands separated by a wetting layer. The island chemical potential decreases with its volume, so that the system experiences a non-interrupted coarsening described by power laws with a marked dimension dependence.

PACS numbers: 68.55.-a, 81.15.Aa, 68.35.Ct

The dynamics of semiconductor thin films is under active scrutiny due to its importance for both fundamental science and technological applications [1, 2]. Indeed, thin film elastic instabilities lead to the self-organization of nanostructures [3] potentially useful e.g. for quantum dots, wires and electronic devices with specific confinement properties [4]. A notorious experimental example is Si/Ge films on a Si substrate which exhibit a variety of structures such as pre-pyramids, pyramids, domes and huts [5, 6]. Such epitaxial films experience an elastic stress due to the misfit with the substrate which is relaxed by a morphological instability similar to the Asaro-Tiller-Grinfeld thermodynamical instability in solid-liquid interfaces [7]. This instability was first observed in experiments in helium at low temperature [8] and more generally in various solid interfaces [9, 10, 11].

Although the evolution of epitaxial films involves many complex phenomena regarding surface energy, intermixing and kinetic processes, we focus here on the main effects ruling the dynamics of the morphological instability in strained films. The dynamics is ruled here by surface diffusion driven by the interplay between isotropic surface energy and elastic energy [12, 13]. When the film is infinitely thick or when the substrate is infinitely rigid, different theoretical [14, 15] and numerical [16, 17, 18, 19] approaches revealed finite-time singularities enforced by elastic stress concentration which account for experiments in thick films [8, 9] where dislocations can finally develop. However, these models can not describe experiments of thin films in the Stranski-Krastanov type of growth [5, 6] where the surface organizes smoothly into islands separated by a wetting layer and evolving with a coarsening dynamics under annealing [6]. A crucial issue for these systems is the wetting of the substrate by the film [20, 21] which is a good candidate for regularizing the dynamics of the instability. Indeed, crack singularities were circumvented near the instability threshold by considering slope dependent wetting effects [22]. However, the interplay between elastic relaxation, surface energy and wetting interactions is still under active study [23, 24] and the description of the long term dynamics of the morphological instability in a thin strained film is an

open issue. In this Letter, we present a model based on continuum elasticity which we solve numerically revealing the existence of a non-interrupted island coarsening.

We consider specifically a three dimensional (3D) dislocation free film deposited on a substrate with slightly different lattice parameters and with a priori different isotropic elastic properties. During annealing, the film shape $h(x, y, t)$ changes by surface diffusion (no external flux nor evaporation). The boundary at $z = h(x, y, t)$ is free while the film-substrate interface at $z=0$ is coherent. In the reference state, the film is flat and the elastic energy density equals $\mathcal{E}^0 = E_f (a_f - a_s)^2 / a_s^2 (1 - \nu_f)$, where a_α , E_α and ν_α are the lattice parameter, Young modulus and Poisson ratio of the solid α , with $\alpha = f$ for the film, and s for the substrate. The dynamical equation of the film shape is then, see [12, 13],

$$\frac{\partial h}{\partial t} = D \sqrt{1 + |\nabla h|^2} \nabla_S^2 \mu, \quad (1)$$

with D , a constant related to surface diffusion, and ∇_S , the surface gradient. Both elastic \mathcal{F}^{el} and surface $\mathcal{F}^{\text{surf}} = \int d\mathbf{r} \gamma(h) \sqrt{1 + |\nabla h|^2}$ free energies contribute to the surface chemical potential $\mu = \delta(\mathcal{F}^{\text{el}} + \mathcal{F}^{\text{surf}}) / \delta h$ which reads

$$\mu = \mathcal{E}[h] + \gamma(h) \kappa(h) + \gamma'(h) / \sqrt{1 + |\nabla h|^2}, \quad (2)$$

with $\mathcal{E}[h]$, the elastic energy density computed at $z = h(x, y, t)$, γ , the isotropic surface energy and κ , the free surface mean curvature. To account for wetting [14, 22, 23, 24], the surface energy γ is supposed to be a function of the film height extrapolating from the bulk value γ_f when $h \rightarrow \infty$, to some upper value when $h \rightarrow 0$. Here, the wetting interactions are described by the characteristic length δ and the strength $c_w > 0$, and the surface energy is written as $\gamma(h) = \gamma_f [1 + c_w f(h/\delta)]$ with some function f going to zero at infinity. In the following we will use $f(\xi) = \exp(-\xi)$ when a specific form is needed. Finally, we set the length unit to be $l_0 = \mathcal{E}^0 / \gamma_f$, the characteristic length of the instability with the corresponding time unit $t_0 = l_0^4 / D \gamma_f$.

To compute elastic energies, we use the isotropic continuum framework with stresses σ_{pq}^α proportional to

strains e_{pq}^α in the solid α ,

$$\sigma_{pq}^\alpha = \frac{E^\alpha}{1 + \nu^\alpha} \left[e_{pq}^\alpha + \frac{\nu^\alpha}{1 - 2\nu^\alpha} e_{nn}^\alpha \delta_{pq} \right], \quad (3)$$

with summation over repeated indices, $n, p, q = x, y, z$, δ_{pq} , the Kronecker symbol, and $e_{pq}^\alpha = \frac{1}{2}(\partial_q u_p^\alpha + \partial_p u_q^\alpha) - \eta^\alpha \delta_{pq}(\delta_{p1} + \delta_{p2})$ where \mathbf{u} is the displacement with respect to the reference state commensurate with the substrate so that $\eta^f = a^f/a^s - 1$ and $\eta^s = 0$. Since the system is at mechanical equilibrium, it satisfies $\partial_q \sigma_{pq}^\alpha = 0$ with the following boundary conditions: $\mathbf{u}^s \rightarrow \mathbf{0}$ when $z \rightarrow -\infty$ and is continuous at $z=0$, whereas σ_{pz}^α is continuous at $z=0$ while $\sigma_{pq}^f n_q = 0$ at the free surface $z=h(x, y, t)$ with the outward normal \mathbf{n} . To solve for elasticity, we use the thin film approximation [23] assuming the thickness h to be an order ϵ smaller than the characteristic length l_0 . Hence, in the film, we consider the rescaled variables $Z=z/\epsilon$ and get \mathbf{u} considering an expansion up to ϵ^3 , $\mathbf{u} = \sum_{n=0}^3 \epsilon^n \mathbf{u}^{(n)}(x, y, Z)$. In the plane substrate however, elasticity is solved as usually using Fourier transforms with respect to $\mathbf{r} = \{x, y\}$, $\mathcal{F}[h] = (2\pi)^{-2} \int d\mathbf{r} e^{i\mathbf{k}\cdot\mathbf{r}} h(\mathbf{r})$. Eventually, we calculate the elastic energy $\mathcal{E} = \frac{1}{2} e_{pq}^\alpha \sigma_{pq}^\alpha$ up to ϵ^2 , the first nonlinear term, and obtain the central equation of this Letter describing the film dynamics,

$$\begin{aligned} \frac{\partial h}{\partial t} = \Delta \left\{ - \left[1 + c_w f \left(\frac{h}{\delta} \right) \right] \Delta h + \frac{c_w}{\delta} \frac{f'(h/\delta)}{\sqrt{1 + |\nabla h|^2}} \right. \\ \left. - \omega_1 \mathcal{H}_{ii}(h) + \omega_2 (2h\Delta h + |\nabla h|^2) \right. \\ \left. + \omega_2^* \left(2\mathcal{H}_{ij} [h \theta_{ijkl} \mathcal{H}_{kl}(h)] + \mathcal{H}_{ij}(h) \theta_{ijkl} \mathcal{H}_{kl}(h) \right) \right\}, \quad (4) \end{aligned}$$

with $i, j, k, l = x, y$. In (4), we use the notation $\theta_{ijij} = 1$, $\theta_{xxyy} = \theta_{yyxx} = \nu_f$, $\theta_{xyyx} = \theta_{yxyx} = -\nu_f$, and $\theta_{ijkl} = 0$ otherwise, and define the functionals $\mathcal{H}_{ij}[h] = \mathcal{F}^{-1}\{(k_i k_j / k) \mathcal{F}[h]\}$ with $k = |\mathbf{k}|$. The different elastic constants are $\omega_1 = 2E_f(1 - \nu_s^2)/E_s(1 - \nu_f)$, $\omega_2 = (1 + \nu_f)/(1 - \nu_f) + E_f(1 - 2\nu_s)(1 + \nu_s)/E_s(1 - \nu_f)$ and $\omega_2^* = 2E_f^2(1 - \nu_s^2)^2/E_s^2(1 - \nu_f)^2(1 + \nu_f)$, which match $2(1 + \nu^{eq})$ in the case of equal film and substrate elastic properties, $\nu_s = \nu_f = \nu^{eq}$ and $E_s = E_f = E^{eq}$. In the latter case, Eq. (4) coincides with the linear analysis of [23]. In fact, up to order h^2 , Eq. (4) can be derived thanks to the elastic free energy

$$\mathcal{F}^{\text{el}} = \int d\mathbf{r} h(\mathbf{r}) \left[-\frac{1}{2} \omega_1 \mathcal{H}_{ii}(h) - \omega_2 |\nabla h|^2 + \omega_2^* \mathcal{H}_{ij}(h) \theta_{ijkl} \mathcal{H}_{kl}(h) \right]. \quad (5)$$

Finally, in two dimensions (2D), Eq. (4) reduces to

$$\begin{aligned} \frac{\partial h}{\partial t} = \frac{\partial^2}{\partial x^2} \left\{ - \left[1 + c_w f \left(\frac{h}{\delta} \right) \right] h_{xx} + \frac{c_w}{\delta} \frac{f'(h/\delta)}{\sqrt{1 + h_x^2}} \right. \\ \left. - \omega_1 \mathcal{H}(h_x) + \omega_2 (2hh_{xx} + h_x^2) \right. \\ \left. + \omega_2^* \left(2\mathcal{H} \{ [h\mathcal{H}(h_x)]_x \} + [\mathcal{H}(h_x)]^2 \right) \right\}, \quad (6) \end{aligned}$$

where x -indices denote x -derivatives and \mathcal{H} is the Hilbert transform acting in Fourier space as $\mathcal{H}[h_x] = \mathcal{F}^{-1}\{|k|\mathcal{F}[h]\}$. In the case of equal film and substrate elastic properties and without wetting, we retrieve the result of [19] describing a 2D semi-infinite film.

We now investigate the dynamics predicted by Eqs. (4) and (6). In the linear regime, considering small perturbations of amplitude $\exp[\sigma(\mathbf{k})t + i\mathbf{k}\cdot\mathbf{r}]$ around a flat film of height h_0 , we find $\sigma(\mathbf{k}) = -ak^2 + \omega_1 k^3 - bk^4$ with $a = 1 + c_w f(h_0/\delta)$ and $b = c_w f''(h_0/\delta)/\delta^2$. Hence, when $f''(\xi)$ is decreasing and positive, there exists some critical height h_c below which $\sigma(\mathbf{k}) < 0$ everywhere so that the film is linearly stable thanks to the wetting interactions. However, for $h_0 > h_c$, $\sigma(\mathbf{k}) > 0$ in a given k -interval, and the film is linearly unstable. For small wetting length δ and exponential wetting potential, one gets $h_c \simeq -\omega_2 \delta \ln(\omega_1 \delta^2 / 4c_w)$. When $c_w = 0$, the film is always linearly unstable and the nonlinear numerical computations exhibit generic finite-time blow-up solutions [22].

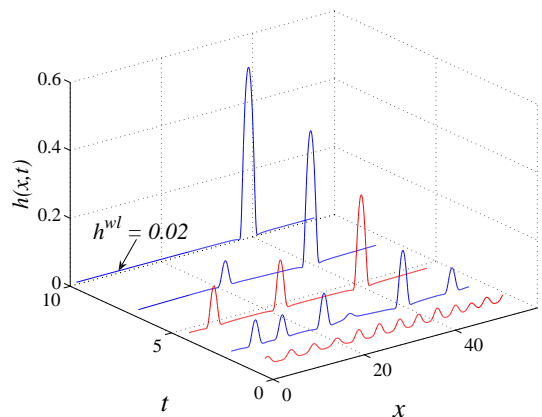


FIG. 1: Space-time evolution of a 2D film according to (6) with $h_0 = 0.1$. Surface diffusion induces a non-interrupted coarsening until only one island is left surrounded by a wetting layer with height h^{wl} .

To analyze the nonlinear evolution in the presence of wetting effects, we performed numerical simulations using a pseudo-spectral method in a periodic box of length L . To be specific, we selected parameters depicting a $\text{Si}_{0.8}\text{Ge}_{0.2}$ film on a Si substrate with $\nu_f = 0.278$, $\omega_1 = 2.44$, $\omega_2 = 2.52$ and $\omega_2^* = 2.34$, leading to $l_0 = 200$ nm and with the value of the diffusion parameter D given in [13], $t_0 = 8$ hours at 750°C , see [6]. In fact, thanks

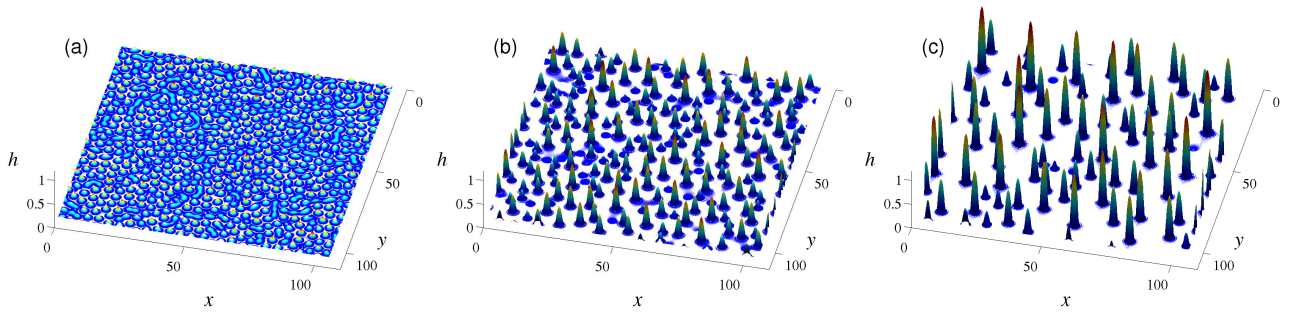


FIG. 2: Space-time evolution obtained by Eq. (4) with $t=0.39$ (a), 0.83 (b) and 1.39 (c).

to space and time rescaling, only ν_f and ω_2^*/ω_2 are relevant for characterizing Eqs. (4) and (6). The wetting potential is described in an indicative way by $c_w = 0.05$ and $\delta = 0.005$. The initial condition is a flat film perturbed by a small noise with a mean initial height h_0 . As shown in Figs. 1 and 2, a film with $h_0 > h_c$ is first destabilized by the morphological instability which generates surface undulations according to the linear growth. The linear stage is then quickly replaced by a nonlinear one characterized by the emergence of well-defined islands which grow without moving and with a decreasing aspect ratio. The islands are surrounded by a wetting layer smaller than h_c which allows surface transport and the subsequent islands ripening. Hence, no singularity appears here in the nonlinear dynamics of the wetting film. Studying parity in h of the different terms in (5), one concludes following [19] that the last nonlinear non-local term drives the surface towards smooth peaks and deepening and sharpening valleys which would lead to singularities [19]. Here, the wetting effects included in $\gamma(h)$ enforce a higher energetic cost for small h and thus stabilize the thin film. In fact, both nonlocal nonlinearity and wetting are needed to regularize the dynamics of the instability which we now characterize by its final state and time dependence. Note that a steady island dynamics was also found in [24] which however did not account consistently for the difference in the film and substrate elasticity and lead to different long time behavior.

Within the present model, we observe that the system evolves continuously towards an equilibrium state characterized when $h_0 > h_c$ by a single stable island in equilibrium with a wetting layer of height h^{wl} in both 2D and 3D, see e.g. Fig. 1, whereas when $h_0 < h_c$, the final stage is a flat film of height $h^{wl} = h_0$. The equilibrium properties (h^{wl} , island volume V measured above h^{wl} , etc.) depend only on the homogeneous chemical potential (2) and on the sign of $h_0 - h_c$ for large enough L . Computing μ and V as parametric functions of the film volume V^f , we find that when $h < h_c$, $\mu = \gamma'(h)$ increases with V^f until $V_c^f = L^2 h_c$, whereas when $h > h_c$, μ depends only on V and is monotonously decreasing in both 2D and 3D, see Fig. 3. Hence, in a regime of well-separated islands, big-

ger ones should always grow by surface diffusion at the expense of smaller ones. At equilibrium, we also compute the maximum height h^{max} as function of the initial height h_0 , see Fig. 4. The system undergoes a discontinuous bifurcation as the difference $h^{max} - h_0$ displays a jump at the transition height h_c which agrees within a few percents with the linear estimate $h_c \simeq 0.036$ corresponding to 7 nm. This first-order like transition also shown in the $\mu(V)$ plot of Fig. 3 is at stake in similar instabilities [25].

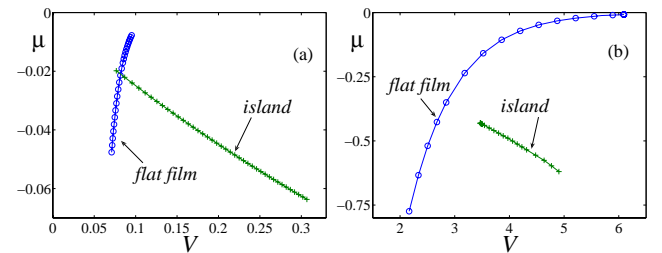


FIG. 3: Equilibrium surface chemical potential (2) as function of the flat film volume $V = V^f$ when $h < h_c$, and of the island volume V when $h > h_c$ in 2D (a), 3D (b).

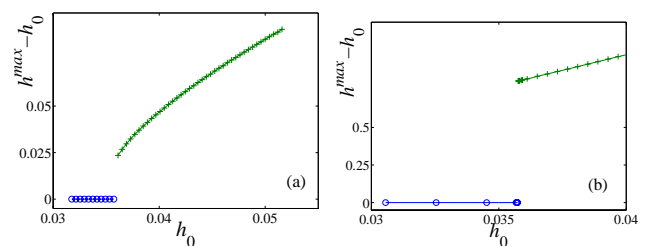


FIG. 4: Maximal height of an equilibrium island as function of the initial height in 2D (a), 3D (b).

Finally, to describe the dynamics of the island growth, we compute the surface roughness $w(t) = [\langle h^2 \rangle - \langle h \rangle^2]^{1/2}$ and number of islands $N(t)$. Both 2D and 3D simulations reveal a non-interrupted coarsening with power-law behavior $w(t) \sim t^\beta$ and $N(t) \sim 1/t^\zeta$, see Figs. 5 and 6. For 2D systems, we find $\beta = 0.26$ and $\zeta = 0.59$ over nearly

three decades. Similarly, over the last time-decade of the 3D simulations, we find $\beta = 1.3$ and $\zeta = 2.0$ which are noticeably departing from the 2D values, illustrating the difference between diffusion process over a one or two dimensional surface. If one sought a self-similar solution of Eqs. (4) or (6) as $h \sim t^\beta \hat{H}(\mathbf{r}/t^{1/z})$ for large t , one would get $\beta = 1/3$, thence requiring a more elaborate theory accounting for the wetting layer and nonlocal nonlinearity.

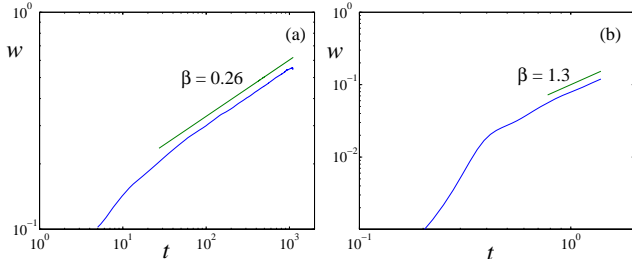


FIG. 5: Roughness as function of time with $L = 6700$ in 2D (a) and $L = 104$ in 3D (b).

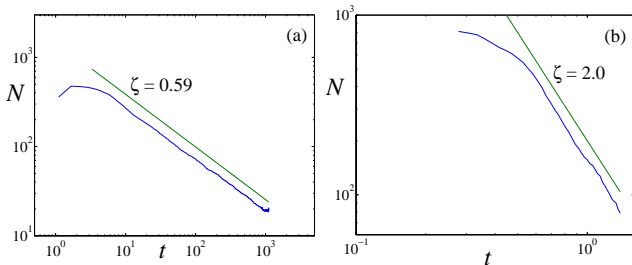


FIG. 6: Evolution of the number of islands as in Fig. 5.

In summary, we derived nonlinear and nonlocal equations describing the stress driven morphological instability of a thin film on a deformable substrate with a priori different elastic constants and which account for wetting interactions. When both nonlocal nonlinearity and wetting are present, numerical simulations reveal a steady evolution towards an equilibrium state contrarily to the crack solutions predicted for the bulk morphological instability. When the film initial height is higher than some critical value given by the wetting interactions, the final stage consists of a single island with a chemical potential monotonously decreasing with its volume. Consistently, the system undergoes a non-interrupted coarsening in both two and three dimensions characterized by a power-law decrease of the island number with time which strongly depends on the system dimensionality. Further experiments on the number of islands of annealing films in the prepyramid regime of the Stranski-Krastanov mode [6] would be of great interest. New effects such as anisotropy and faceting will be included in future work.

The authors thank I. Berbezier, J. Villain, P. Müller, A. Saúl, L. Raymond and P. Meunier for fruitful discus-

sions and assistance. Support from the ANR via the grant PNANO-MÉMOIRE, is acknowledged.

* Electronic address: jnaqua@irphe.univ-mrs.fr; École Centrale Marseille

- [1] A. Pimpinelli and J. Villain, *Physics of Crystal Growth* (Cambridge University Press, 1998).
- [2] L. B. Freund and S. Suresh, *Thin Film Materials: Stress, Defect Formation and Surface evolution* (Cambridge University Press, Cambridge, 2004).
- [3] C. Teichert, Phys. Rep. **365**, 335 (2002); J. Stangl, V. Holy, and G. Bauer, Rev. Mod. Phys. **76**, 725 (2004); J.-M. Baribeau, X. Wu, N. L. Rowell, and D. J. Lockwood, J. Phys.: Condens. Matter **18**, R139 (2006).
- [4] J. H. Davies, *The physics of low dimensional semiconductors* (Cambridge, 1998); V. A. Shchukin and D. Bimberg, Rev. Mod. Phys. **71**, 1125 (1999); K. Brunner, Rep. Prog. Phys. **65**, 27 (2002); C. Delerue and M. Lannoo, *Nanostructures* (Springer, 2004).
- [5] D. J. Eaglesham and M. Cerullo, Phys. Rev. Lett. **64**, 1943 (1990); H. Gao and W. Nix, Annu. Rev. Mater. Sci. **29**, 173 (1999); P. Sutter *et al.*, Phys. Rev. Lett. **84**, 4637 (2000); R. M. Tromp *et al.*, Phys. Rev. Lett. **84**, 4641 (2000); J. Tersoff *et al.*, Phys. Rev. Lett. **89**, 196104 (2002); I. Berbezier *et al.*, J. Phys.: Condens. Matter **14**, 8283 (2002); A. Rastelli *et al.*, Phys. Rev. Lett. **95**, 026103 (2005).
- [6] J. A. Floro *et al.*, Phys. Rev. Lett. **84**, 701 (2000).
- [7] R. J. Asaro and W. A. Tiller, Metall. Trans. **3**, 1789 (1972); M. A. Grinfeld, Sov. Phys. Dokl. **31**, 831 (1986).
- [8] R. H. Torii and S. Balibar, J. Low. Temp. Phys. **89**, 391 (1992).
- [9] D. E. Jesson and *et. al.*, Phys. Rev. Lett. **71**, 1744 (1993).
- [10] P. Politi, G. Grenet, A. Marty, A. Ponchet, and J. Villain, Phys. Rep. **324**, 271 (2000).
- [11] P. Müller and A. Saúl, Surf. Sci. Rep. **54**, 593 (2004).
- [12] D. J. Srolovitz, Acta Metall. **37**, 621 (1989).
- [13] B. J. Spencer, P. W. Voorhees, and S. H. Davis, Phys. Rev. Lett. **67**, 3696 (1991).
- [14] C.-H. Chiu and H. Gao, Int. J. Solids Structures **30**, 2983 (1993).
- [15] B. J. Spencer, S. H. Davis, and P. W. Voorhees, Phys. Rev. B **47**, 9760 (1993).
- [16] W. H. Yang and D. J. Srolovitz, Phys. Rev. Lett. **71**, 1593 (1993).
- [17] B. J. Spencer and D. I. Meiron, Acta Metall. Mater. **42**, 3629 (1994).
- [18] K. Kassner and C. Misbah, Europhys. Lett. **28**, 245 (1994).
- [19] Y. Xiang and W. E, J. Appl. Phys. **91**, 9414 (2002).
- [20] C.-H. Chiu and H. Gao, Mat. Res. Soc. Symp. Proc. **356**, 33 (1995).
- [21] B. J. Spencer, Phys. Rev. B **59**, 2011 (1999).
- [22] A. A. Golovin, S. H. Davis, and P. W. Voorhees, Phys. Rev. E **68**, 056203 (2003).
- [23] W. T. Tekalign and B. J. Spencer, J. Appl. Phys. **96**, 5505 (2004).
- [24] Y. Pang and R. Huang, Phys. Rev. B **74**, 075413 (2006).
- [25] P. Nozières, J. Phys. I France **3**, 681 (1993).