

Memory function formalism approach to electrical conductivity and optical response of dilute magnetic semiconductors

F. V. Kyrychenko and C. A. Ullrich

Department of Physics and Astronomy, University of Missouri, Columbia, Missouri 65211

(Dated: April 02, 2007)

A combination of the memory function formalism and time-dependent density-functional theory is applied to transport in dilute magnetic semiconductors. The approach considers spin and charge disorder and electron-electron interaction on an equal footing. Within the weak disorder limit and using a simple parabolic approximation for the valence band we show that Coulomb and exchange scattering contributions to the resistivity in $\text{Ga}_{1-x}\text{Mn}_x\text{As}$ are of the same order of magnitude. The positional correlations of defects result in a significant increase of Coulomb scattering, while the suppression of localized spin fluctuations in the ferromagnetic phase contributes substantially to the experimentally observed drop of resistivity below T_c . A proper treatment of dynamical screening and collective excitations is essential for an accurate description of infrared absorption.

PACS numbers: 72.80Ey, 78.30Ly

Keywords: Diluted magnetic semiconductors, disorder, conductivity, electron-electron interaction

The idea of utilizing the carrier spins in new electronic devices provides the basis for the rapidly developing field of spintronics [1]. A unique combination of magnetic and semiconducting properties makes dilute magnetic semiconductors (DMSs) attractive for various spintronics applications [2]. A lot of attention is drawn to $\text{Ga}_{1-x}\text{Mn}_x\text{As}$ since the discovery of its relatively high ferromagnetic transition temperature [2], with a current record of $T_c = 159$ K [3].

The sensitivity of magnetic and transport properties of $\text{Ga}_{1-x}\text{Mn}_x\text{As}$ to the details of growth conditions [4] and post-growth annealing [5, 6, 7] points to the crucial role played by the defects and their configuration, and has stimulated intense research on the structure of defects and their influence on the various properties of the system [8]. Most theoretical calculations of the electrical conductivity and optical response in these materials, however, treat disorder within the relaxation time approximation, where the relaxation time is often treated as an adjustable phenomenological parameter. It is essential, therefore, to develop a theory of electrical conductivity in DMSs with emphasis given to disorder.

Our approach is based on a combination of the memory function formalism [9, 10, 11] and time-dependent density-functional theory (TDDFT) [12], which not only goes beyond the simple relaxation time approximation for disorder scattering, but allows one to consider key features of DMSs such as spin and charge disorder and electron-electron interaction on an equal footing. The present paper is thus an extension of our previous work [13], in which we first introduced the memory function formalism for transport in DMS, but did not address spin disorder and electronic many-body effects beyond static screening.

Disorder in our model consists of the Coulomb potential of the charge defects and fluctuations of localized spins (the mean-field part of p - d exchange interaction enters the clean system Hamiltonian). Introducing a four-component notation, one can express the disorder Hamiltonian as $\hat{H}_I = V^2 \sum_{\mathbf{k}} \hat{U}(\mathbf{k}) \cdot \hat{\rho}(-\mathbf{k})$, where the four-component disorder po-

tential

$$\hat{U}(\mathbf{k}) = \frac{1}{V} \sum_j \begin{pmatrix} U_j(\mathbf{k}) \\ \frac{J}{2} \hat{S}_j^- \\ \frac{J}{2} \hat{S}_j^+ \\ \frac{J}{2} (\hat{S}_j^z - \langle S \rangle) \end{pmatrix} e^{i\mathbf{k} \cdot \mathbf{R}_j} \quad (1)$$

is coupled to the four-component charge and spin density operator $\hat{\rho}^\mu(\mathbf{k}) = \frac{1}{V} \sum_{\mathbf{q}} \sum_{\tau\tau'} (\sigma^\mu)_{\tau\tau'} \hat{a}_{\mathbf{q}-\mathbf{k},\tau}^\dagger \hat{a}_{\mathbf{q},\tau'}$. Here, σ^μ ($\mu = 1, +, -, z$) is defined via the Pauli matrices, where σ^1 is the 2×2 unit matrix, $\sigma^\pm = (\sigma^x \pm i\sigma^y)/2$, and the sum in (1) runs over all defects.

To describe transport in DMSs we employ the memory function formalism [9, 10, 11]. The central point of this approach is the calculation of the current relaxation kernel (or memory function), whose imaginary part can be associated with the Drude relaxation rate. Our derivation of the memory function in spin- and charge-disordered media is based on an equation of motion approach for the current-current response function [14, 15]. Technical details of the derivation will be published elsewhere. Here we only give the final expression for the memory function in the long-wavelength limit in paramagnetic state:

$$M(\omega) = \sum_{\mu\nu}^{\mathbf{k}} k_\alpha k_\beta \left\langle \hat{U}_\mu(-\mathbf{k}) \hat{U}_\nu(\mathbf{k}) \right\rangle_{H_m} \tilde{\chi}_{\rho^\mu \rho^\nu}(\mathbf{k}, \omega), \quad (2)$$

where

$$\tilde{\chi}_{\rho^\mu \rho^\nu}(\mathbf{k}, \omega) = \frac{V^2}{nm\omega} \left(\chi_{\rho^\mu \rho^\nu}(\mathbf{k}, \omega) - \chi_{\rho^\mu \rho^\nu}^c(\mathbf{k}, 0) \right), \quad (3)$$

$\alpha, \beta = x, y, z$ [16], n is the carrier concentration, averaging is performed over the magnetic subsystem Hamiltonian \hat{H}_m , and $\chi_{\rho^\mu \rho^\nu}(\mathbf{k}, \omega)$ are charge- and spin-density response functions associated with the operators $\hat{\rho}^\mu$. Eq. (2) contains the set of charge- and spin-density response functions of the disordered system and, strictly speaking, should be evaluated using a self-consistent procedure. This approach was realized in Ref. [17] to study a spin-independent system close to

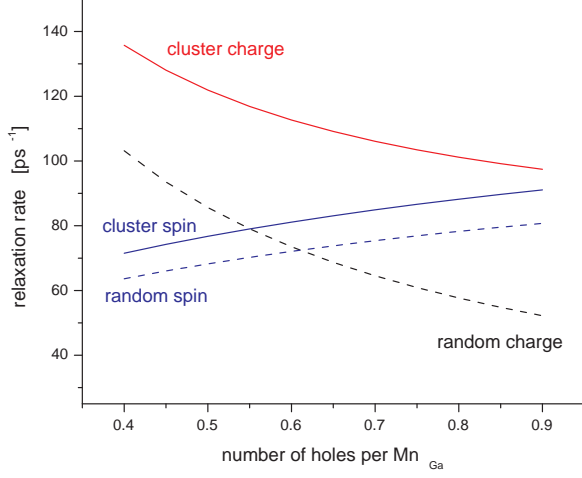


FIG. 1: Charge and spin relaxation rates for random and correlated impurities in $\text{Ga}_{0.95}\text{Mn}_{0.05}\text{As}$. See text for details.

the metal-insulator transition. In our case, however, we assume that the disorder is weak enough so we can approximate $\chi_{\rho^\mu\rho^\nu}(\mathbf{k}, \omega)$ by their clean (disorder-free) system counterparts $\chi_{\rho^\mu\rho^\nu}^c(\mathbf{k}, \omega)$.

The form of the disorder potential (1) allows us to separate in Eq. (2) contributions from charge and spin disorder $M(\omega) = \tau_n^{-1} + \tau_s^{-1}$ with

$$\frac{1}{\tau_n(\omega)} = \sum_{\mathbf{k}} k_\alpha k_\beta \left| \hat{U}_1(\mathbf{k}) \right|^2 \tilde{\chi}_{\rho^1\rho^1}(\mathbf{k}, \omega), \quad (4)$$

and

$$\frac{1}{\tau_s(\omega)} = \sum_{\substack{\mathbf{k} \\ \mu\nu=+, -, z}} k_\alpha k_\beta \left\langle \hat{U}_\mu(-\mathbf{k}) \hat{U}_\nu(\mathbf{k}) \right\rangle_{H_m} \tilde{\chi}_{\rho^\mu\rho^\nu}(\mathbf{k}, \omega). \quad (5)$$

The imaginary parts of Eqs. (4) and (5) represent the charge and spin relaxation rates, which depend on frequency and, in general, on momentum. Calculations of the charge and spin relaxation rates have been performed for the case of $\text{Ga}_{0.95}\text{Mn}_{0.05}\text{As}$, assuming for simplicity parabolic dispersion for holes. The material parameters used are: heavy hole effective mass $m = 0.5 m_0$, dielectric constant $\varepsilon = 13$, and exchange constant $VJ = 55 \text{ meV nm}^3$, which corresponds to the widely used DMS p-d exchange constant $N_0\beta = 1.2 \text{ eV}$ [18].

Most theoretical models for transport in DMSs assume random defect distributions. Monte-Carlo simulations of Timm *et al.* [19], however, have shown that, driven by the Coulomb attraction, donor and acceptor defects in $\text{Ga}_{1-x}\text{Mn}_x\text{As}$ tend to form clusters. The main effect of such a clustering is ionic screening of the disorder Coulomb potential, which has been shown to be necessary to correctly reproduce the band gap, metal-insulator transition and shape of the magnetization curve. But the correlation of defect positions also gives rise

to a momentum dependent impurity structure factor. We here account for both effects.

We consider systems with two types of defects, manganese ions in substitutional (Mn_{Ga}) and interstitial (Mn_{I}) positions. We treat the former as the acceptor centers that carry localized spins, and the latter as spinless double donors. The donor-acceptor cross term in Eq. (4) accounts for ionic screening.

Correlation in the defects positions gives rise to a set of impurity structure factors in the product of the charge components of the disorder potential in Eq. (4):

$$\hat{U}_1^i(\mathbf{k}) \hat{U}_1^{i'}(-\mathbf{k}) = U_1^i(\mathbf{k}) U_1^{i'}(-\mathbf{k}) \frac{n_i}{V} \mathcal{S}_{ii'}(\mathbf{k}). \quad (6)$$

Here, the structure factors can be expressed through the corresponding pair distribution functions $P_{ii'}$,

$$\mathcal{S}_{ii'}(\mathbf{k}) = \delta_{ii'} + \frac{n_{i'} V}{\Omega_0} \int_V P_{ii'}(R) \cos(\mathbf{k} \cdot \mathbf{R}) d\mathbf{R}, \quad (7)$$

where i, i' label acceptors and donors and Ω_0 is the elementary cell volume. We use a simple model expression for $P_{ii'}$ (for details, see [13]), with parameters consistent with the Monte Carlo simulations of Ref. [19].

Positional correlations alone, however, are not sufficient to affect the spin relaxation rate (5), orientational correlations of the spin fluctuations are also necessary. To account for these, we considered interacting spins described by the Heisenberg Hamiltonian $\hat{H}_m = -\frac{1}{2} \sum_{j \neq j'} J_{jj'} \hat{\mathbf{S}}_j \cdot \hat{\mathbf{S}}_{j'}$ and use a high temperature expansion to obtain the following expression for the product of the spin components of the disorder potential in Eq. (5):

$$\left\langle \hat{U}_\mu(\mathbf{k}) \hat{U}_\nu(-\mathbf{k}) \right\rangle_{H_m} = \delta_{\mu\nu} \frac{J^2}{4} \frac{S_{\text{Mn}}(S_{\text{Mn}} + 1)}{3} \frac{n_i}{V} \mathcal{S}_s(\mathbf{k}), \quad (8)$$

where $\mu, \nu = x, y, z$ and the spin structure factor $\mathcal{S}_s(\mathbf{k})$ (adjusted for orientational correlations) is

$$\mathcal{S}_s(\mathbf{k}) = 1 + \frac{2S_{\text{Mn}}(S_{\text{Mn}} + 1)}{3N_i} \sum_{j > j'} \frac{J_{jj'}(\mathbf{R}_{jj'})}{k_B T} \cos(\mathbf{k} \cdot \mathbf{R}_{jj'}). \quad (9)$$

Here, $S_{\text{Mn}} = 5/2$ and N_i are the spin and number of localized moments, and the $d-d$ exchange constants $J_{jj'}$ are chosen to reproduce the typical experimental value of $T_c = 150 \text{ K}$ within the standard mean field approach.

In Fig. 1 we plot the static ($\omega = 0$) relaxation rates (4)-(5) calculated for random (dashed lines) and correlated (solid lines) impurities in $\text{Ga}_{0.95}\text{Mn}_{0.05}\text{As}$ as a function of the level of compensation. Correlated impurities were modelled by clusters containing 10 Mn_{Ga} with an average concentration $x_c = 0.1$ of substitutional Mn ions within the cluster. It is seen that the charge and spin contributions to the relaxation rate are of the similar magnitude. The combined effect of ionic screening and impurity structure factor results in a net increase of the charge relaxation rate for correlated impurities for the whole range of compensations. The increase is significant (up to 100%) and is sensitive to the cluster configurations. The latter might be controlled by the post growth annealing. The positional correlation of the scattering centers also leads

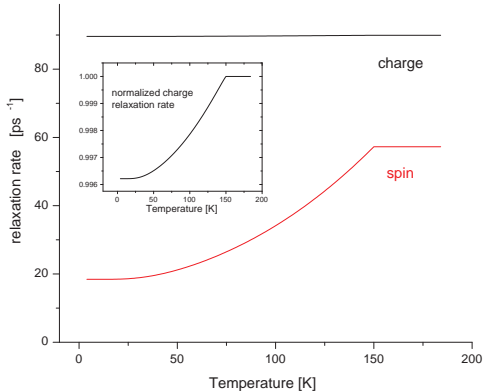


FIG. 2: Temperature dependence of the charge and spin relaxation rates for $\text{Ga}_{0.95}\text{Mn}_{0.05}\text{As}$ with $T_c = 150$ K. Inset: charge relaxation rate, normalized to its value in the paramagnetic state.

to an increase of the spin relaxation rate for interacting spins at room temperature. This effect, however, is smaller than that for charge relaxation.

Magnetic ordering is known to have a strong effect on the transport properties of DMSs [20]. The resistivity of optimally annealed samples reveals a pronounced maximum at critical temperature and decreases significantly for temperatures below T_c [21]. Lopez-Sancho and Brey [22] proposed to explain the resistivity change in terms of the variation of the Fermi surface and the transport scattering time when going from the paramagnetic to the ferromagnetic phase. Their model, however, completely neglects the scattering off the fluctuations of localized spins. On the other hand, spin fluctuations are effectively suppressed in the ferromagnetic state. In the fully spin-polarized state scattering takes place only due to the quantum fluctuations of localized spins.

In Fig. 2 we present the temperature dependence of spin and charge relaxation rates calculated according to Eqs. (4) and (5) for $\text{Ga}_{0.95}\text{Mn}_{0.05}\text{As}$ with $T_c = 150$ K. Suppression of localized spins fluctuations below T_c leads to a significant reduction of the spin relaxation rate. Given the comparable magnitudes of charge and spin relaxations, the 70% drop in the latter translates into about 20% reduction in total resistivity, which is consistent with both experimental observations and the calculations of Ref. [22]. This shows that the spin scattering is clearly not negligible in $\text{Ga}_{1-x}\text{Mn}_x\text{As}$, especially if one considers effects associated with magnetic ordering.

We also determined the variation of the charge scattering rate with temperature, which was discussed in Ref. [22]. However, we find its magnitude to be much smaller, see the inset in Fig. (2). This is most likely due to the fact that in our calculations we used a simple parabolic band and isotropic spin splitting. Nevertheless, it is clear that further work is required to adequately describe both scattering mechanisms and their contributions to the experimentally observed drop in resistiv-

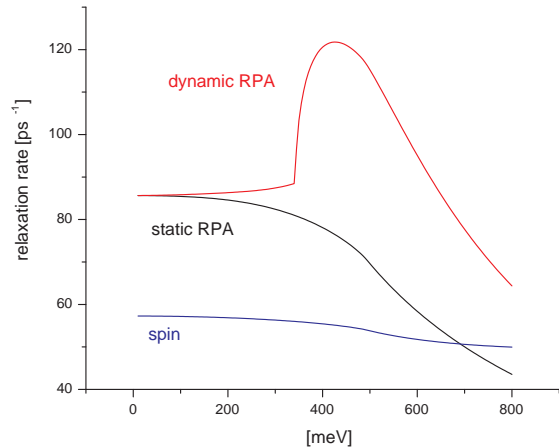


FIG. 3: Frequency dependence of the charge and spin relaxation rates for $\text{Ga}_{0.95}\text{Mn}_{0.05}\text{As}$ with electron-electron interaction taken into account within static and dynamic RPA.

ity.

Most previous studies of (magneto)transport in DMS included electronic many-body effects only in the form of static Coulomb screening [23, 24, 25]. However, this simplification ignores the role of dynamical many-body effects such as the coupling to plasmon modes. A major advantage of the memory function formalism is that it allows to consider both disorder and electron-electron interaction on equal footing. All carrier many-body effects in Eq. (2) including screening, correlations and collective excitations are absorbed in the set of density and spin-density response functions and, in principle, can be accounted for exactly by means of TDDFT [12]. In the original work by Gross and Kohn [26], the interacting density-density response function of a homogeneous system is shown to be representable as

$$\chi^{-1}(\mathbf{q}, \omega) = \chi_0^{-1}(\mathbf{q}, \omega) - \frac{4\pi}{q^2} f_{xc}(\mathbf{q}, \omega), \quad (10)$$

with the exchange-correlation kernels f_{xc} .

Coupling to the charge plasmon mode already occurs on the level of dynamic RPA, corresponding to the first two terms on right hand side of Eq. (10) generalized for the multicomponent spin-charge density response functions. Fig. (3) shows the frequency dependence of charge and spin relaxation rates calculated for $\text{Ga}_{0.95}\text{Mn}_{0.05}\text{As}$ within static and dynamic RPA. Coupling to plasmon modes results in a strong enhancement of the charge relaxation rate since it provides an efficient channel to absorb the momentum from impurity scattering.

This approximation, however, does not affect the spin relaxation. To capture collective spin modes one has to go beyond RPA and include exchange and correlation contributions in Eq. (10), which can be done in the adiabatic local-density approximation [27]. However, our single band model does not produce any spin collective mode. In a more realistic model with multiple valence bands, inter-valence band spin

collective modes may play a role. This is currently work in progress.

To summarize, we have derived a general framework for combining the memory function formalism with TDDFT in spin and charge disordered media, to study transport properties of DMSs. Within the weak disorder limit and using a simple parabolic model for the valence band we have shown that Coulomb and exchange scattering contributions to the resistivity in $\text{Ga}_{1-x}\text{Mn}_x\text{As}$ are of the same order of magnitude and should be taken into account simultaneously. The combined effect of ionic screening and impurity structure factor results in a net increase of the relaxation rate in systems with positional correlation of the defects. The suppression of localized spin fluctuations in ferromagnetic phase contributes substantially to the drop of resistivity experimentally observed below T_c . Our calculations further suggest that the effects of

collective electron dynamics on transport and optical conductivity in DMS is significant. One can expect that there will be a distinct collective signature in the mid-infrared free-carrier absorption, which has not been included in most previous theoretical studies. These results, in particular when validated in currently ongoing work which includes band structure details, should give valuable insight into the transport properties of DMSs.

Acknowledgments

This work was supported by DOE Grant No. DE-FG02-05ER46213.

-
- [1] G. A. Prinz, *Science* **282**, 1660 (1998).
 [2] H. Ohno, *Science* **281**, 951 (1998).
 [3] K. Edmonds, P. Boguslawski, K. Wang, R. Campion, N. Farley, B. Gallagher, C. Foxon, M. Sawicki, T. Dietl, M. Nardelli, and J. Bernholc, *Phys. Rev. Lett.* **92**, 037201 (2004).
 [4] H. Shimizu, T. Hayashi, T. Nishinaga, and M. Tanaka, *Appl. Phys. Lett.* **74**, 398 (1999).
 [5] T. Hayashi, Y. Hashimoto, S. Katsumoto, and Y. Iye, *Appl. Phys. Lett.* **78**, 1691 (2001).
 [6] S. J. Potashnik, K. C. Ku, S. H. Chun, J. J. Berry, N. Samarth, and P. Schiffer, *App. Phys. Lett.* **79**, 1495 (2001).
 [7] K. M. Yu, W. Walukiewicz, T. Wojtowicz, I. Kuryliszyn, X. Liu, Y. Sasaki, and J. K. Furdyna, *Phys. Rev. B* **65**, 201303(R) (2002).
 [8] C. Timm, *J. Phys.: Condens. Matter* **15**, R1865 (2003).
 [9] W. Götze, *Phil. Mag. B* **43**, 219 (1981).
 [10] D. Belitz and S. Das Sarma, *Phys. Rev. B* **34**, 8264 (1986).
 [11] C. A. Ullrich and G. Vignale, *Phys. Rev. B* **65**, 245102 (2002); *Phys. Rev. B* **70**, 239903(E) (2004).
 [12] *Time-dependent density functional theory*, edited by M. A. L. Marques, C. A. Ullrich, F. Nogueira, A. Rubio, K. Burke, and E. K. U. Gross, *Lecture Notes in Physics* **706** (Springer, Berlin, 2006).
 [13] F. V. Kyrychenko and C. A. Ullrich, *Phys. Rev. B* **75**, 045205 (2007).
 [14] W. Götze, P. Wölfle, *Phys. Rev. B* **6**, 1226 (1972).
 [15] G. F. Giuliani and G. Vignale, *Quantum Theory of the Electron Liquid* (Cambridge University Press, Cambridge, 2005).
 [16] In general, the memory function is a tensor $M_{\alpha\beta}$. For macroscopically isotropic systems in the long-wavelength limit, however, its three nonvanishing components are identical: $M_{xx} = M_{yy} = M_{zz} = M(\omega)$.
 [17] A. Gold and W. Götze, *Phys. Rev. B* **33**, 2495 (1986).
 [18] T. Dietl, H. Ohno and F. Matsukura, *Phys. Rev. B* **63**, 195205 (2001).
 [19] C. Timm, F. Schäfer and F. von Oppen, *Phys. Rev. Lett.* **89**, 137201 (2002).
 [20] T. Omiya, F. Matsukura, T. Dietl, Y. Ohno, T. Sakon, M. Motokawa, and H. Ohno, *Physica E* **7**, 976 (2000).
 [21] See, e.g., *Semiconductor Spintronics and Quantum Computation*, edited by D. D. Awschalom, D. Loss, and N. Samarth (Springer, Berlin, 2002).
 [22] M. P. Lopez-Sancho and L. Brey, *Phys. Rev. B* **68**, 113201 (2003).
 [23] J. Sinova, T. Jungwirth, S.-R. Eric Yang, J. Kučera, and A. H. MacDonald, *Phys. Rev. B* **66**, 041202(R) (2002).
 [24] T. Jungwirth, Q. Niu, and A. H. MacDonald, *Phys. Rev. Lett.* **88**, 207208 (2002).
 [25] T. Jungwirth, M. Abolfath, J. Sinova, J. Kucera, and A. H. MacDonald, *Appl. Phys. Lett.* **81**, 4029 (2002).
 [26] E. K. U. Gross and W. Kohn, *Phys. Rev. Lett.* **55**, 2850 (1985); **57**, 923(E) (1986).
 [27] C. A. Ullrich and M. E. Flatté, *Phys. Rev. B* **66**, 205305 (2002).