

Exchange parameters from approximate self-interaction correction scheme

A. Akande and S. Sanvito

School of Physics and CRANN, Trinity College, Dublin 2, Ireland

(Dated: November 28, 2018)

The approximate atomic self-interaction corrections (ASIC) method to density functional theory is put to the test by calculating the exchange interaction for a number of prototypical materials, critical to local exchange and correlation functionals. ASIC total energy calculations are mapped onto an Heisenberg pair-wise interaction and the exchange constants J are compared to those obtained with other methods. In general the ASIC scheme drastically improves the bandstructure, which for almost all the cases investigated resemble closely available photo-emission data. In contrast the results for the exchange parameters are less satisfactory. Although ASIC performs reasonably well for systems where the magnetism originates from half-filled bands, it suffers from similar problems than those of LDA for other situations. In particular the exchange constants are still overestimated. This reflects a subtle interplay between exchange and correlation energy, not captured by the ASIC.

PACS numbers:

I. INTRODUCTION

Theoretical studies based on density functional theory (DFT) [1, 2] have given remarkable insights into the electronic and magnetic properties of both molecules and solids [3]. In particular, a number of these studies attempt to quantitatively describe the magnetic interaction in a broad range of systems including transition metals [4], hypothetical atomic chains [5, 6], ionic solids [7, 8, 9], transition metal oxides [10, 11] and transition metal polynuclear complexes [12, 13, 14]. DFT uses an effective single-particle picture where spin symmetry is generally broken. For this reason exchange parameters J are conventionally extracted by using a mapping procedure, where total energy calculations are fitted to a classical Heisenberg Hamiltonian [4, 15]. This is then used for evaluating the Curie or Néel temperatures, the magnetic susceptibility and for interpreting neutron diffraction experiments [16].

Notably, the accuracy and reliability of the numerical values of the J 's depend on the functional used for the exchange and correlation (XC) energy, being this the only approximated part of the DFT total energy [17]. Calculations based on well-known local functionals, namely the local density approximation (LDA) and the generalised gradient approximation (GGA), are successful with itinerant magnetism in transition metals [4], but largely over-estimates the Heisenberg exchange parameters in many other situations [7, 8, 9, 11, 14]. Additional corrections based on the kinetic energy density (metaGGA) [18] marginally improves the agreement with experiments [9], although an extensive investigation over several solid state systems has not been carried out so far.

These failures are usually connected to the local character of the LDA, which is only weakly modified by constructing XC potentials including the gradient, or higher derivative of the charge density. A direct consequence is that the charge density is artificially delocalized in space, leading to an erroneous alignment of the magnetic bands. These are also artificially broadened. A typical example

is that of NiO, which LDA predicts as Mott-Hubbard instead of charge-transfer insulator. Clearly a qualitative failure in describing the ground state results in an erroneous prediction of the exchange parameters.

One of the reasons behind the inability of LDA and GGA of describing localized charge densities is attributed to the presence of the self-interaction error (SIE) [19]. This originates from the spurious Coulomb interaction of an electron with itself, which is inherent to local functionals. Hartree-Fock (HF) methods, in the unrestricted or spin polarised form, are SIE free and produce systematic improved J parameters. However, these methods lack of correlation and usually overcorrect. A typical example is the antiferromagnetic insulator KNiF₃ for which HF predicts a nearest neighbour J of around 2 meV [7, 20, 21, 22, 23] against an experimental value of 8.6 meV [24]. Direct SIE subtraction, conventionally called self-interaction corrected (SIC) LDA, also improves the results and seems to be less affected by over-correction [5, 25]. Similarly hybrid-functionals, which mix portions of HF exchange with the local density approximation of DFT, perform better than local functionals and in several situations return values for J in close agreement with experiments [7, 8].

It is important to note that both methods based non-local exchange or SIC, are computationally demanding and thus their application to the solid state remains rather limited. It is then crucial to develop practical computational schemes able to provide a good estimate of the exchange parameters for those systems critical to LDA, which at the same time are not numerically intensive. Based on the idea that most of the SIE originates from highly localized states, with a charge distribution resembling those of free atoms, Vogel et al. [26] proposed a simple SIC scheme where the corrections are approximated by a simple on-site term. This method was then generalized to fractional occupation by Filippetti and Spaldin [27] and then implemented in a localized atomic orbital code for large scaling by Pemmaraju et al. [28]. Despite its simplicity the method has been successfully applied to

a number of interesting physical systems including , transition metal monoxides [27, 29], silver halides [30], noble metal oxides [31], ferroelectric materials [27, 32, 33], high-k materials [34], diluted magnetic semiconductors [35, 36] and also to quantum transport [37, 38].

The method is strictly speaking not variational, in the sense that a functional generating the ASIC potential via variational principle is not available. However, since typically the LDA energy is a good approximation of the exact DFT energy, although the LDA potential is rather different from the exact KS potential, a ‘‘practical’’ definition of total energy can be provided. In this work we evaluate the ability of this approximated energy in describing exchange parameters for a variety of magnetic systems.

II. THE ATOMIC SIC METHOD

The seminal work of Perdew and Zunger [19] pioneered the modern theory of SIC. The main idea is that of subtracting directly the spurious SI for each Kohn-Sham (KS) orbital ψ_n . The SIC-LDA [39] XC energy thus writes

$$E_{xc}^{\text{SIC}}[\rho^\uparrow, \rho^\downarrow] = E_{xc}^{\text{LDA}}[\rho^\uparrow, \rho^\downarrow] - \sum_{n\sigma}^{\text{occupied}} \delta_n^{\text{SIC}}, \quad (1)$$

where $E_{xc}^{\text{LDA}}[\rho^\uparrow, \rho^\downarrow]$ is the LDA-XC energy and δ_n^{SIC} is the sum of the self-Hartree and self-XC energy associated to the charge density $\rho_n^\sigma = |\psi_n^\sigma|^2$ of the fully occupied KS orbital ψ_n^σ

$$\delta_n^{\text{SIC}} = U[\rho_n^\sigma] + E_{xc}^{\text{LDA}}[\rho_n^\sigma, 0]. \quad (2)$$

Here U is the Hartree energy and σ is the spin index.

The search for the energy minimum is not trivial, since E_{xc}^{SIC} is not invariant under unitary rotations of the occupied KS orbitals. As a consequence the KS method becomes either non-orthogonal or size-inconsistent. These problems however can be avoided [40, 41, 42] by introducing a second set of orbitals ϕ_n^σ related to the canonical KS orbitals by a unitary transformation \mathcal{M}

$$\psi_n^\sigma = \sum_m \mathcal{M}_{nm}^\sigma \phi_m^\sigma. \quad (3)$$

The functional can then be minimized by varying both the orbitals ψ and the unitary transformation \mathcal{M} , leading to a system of equations

$$H_n^\sigma \psi_n^\sigma = (H_0^\sigma + \Delta v_n^{\text{SIC}}) \psi_n^\sigma = \epsilon_n^{\sigma, \text{SIC}} \psi_n^\sigma, \quad (4)$$

$$\psi_n^\sigma = \sum_m \mathcal{M}_{nm} \phi_m^\sigma, \quad (5)$$

$$\Delta v_n^{\text{SIC}} = \sum_m \mathcal{M}_{nm} v_m^{\text{SIC}} \frac{\phi_m^\sigma}{\psi_n^\sigma} = \sum_m v_m^{\text{SIC}} \hat{P}_m^\phi, \quad (6)$$

where H_0^σ is the LDA Hamiltonian, $\hat{P}_m^\phi \psi_n^\sigma(\mathbf{r}) = \phi_m^\sigma(\mathbf{r}) \langle \phi_m^\sigma | \psi_n^\sigma \rangle$ and $v_n^{\text{SIC}} = u([\rho_n]; \mathbf{r}) + v_{xc}^{\sigma, \text{LDA}}([\rho_n^\uparrow, 0]; \mathbf{r})$, with u and $v_{xc}^{\sigma, \text{LDA}}$ the Hartree and LDA-XC potential respectively.

In equation (4) we have used the fact that at the energy minimum the matrix of SIC KS-eigenvalues $\epsilon_{nm}^{\sigma, \text{SIC}}$ is diagonalized by the KS orbitals ψ_n . Importantly such minimization scheme can be readily applied to extended systems, without loosing the Bloch representation of the KS orbitals [43, 44].

The ASIC method consists in taking two drastic approximations in equation (4). First we assume that the orbitals ϕ_m , that minimize the SIC functional are atomic-like orbitals Φ_m^σ (ASIC orbitals) thus

$$\sum_m v_m^{\text{SIC}}(\mathbf{r}) \hat{P}_m^\phi \rightarrow \alpha \sum_m \tilde{v}_m^{\sigma, \text{SIC}}(\mathbf{r}) \hat{P}_m^\Phi, \quad (7)$$

where $\tilde{v}_m^{\sigma, \text{SIC}}(\mathbf{r})$ and \hat{P}_m^Φ are the SIC potential and the projector associated to the atomic orbital Φ_m^σ . Secondly we replace the non-local projector \hat{P}_m^ϕ with its expectation value in such a way that the final ASIC potential reads

$$v_{\text{ASIC}}^\sigma(\mathbf{r}) = \alpha \sum_m \tilde{v}_m^{\sigma, \text{SIC}}(\mathbf{r}) p_m^\sigma, \quad (8)$$

where p_m^σ is the orbital occupation (essentially the spin-resolved Mulliken orbital population) of Φ_m .

Note that in the final expression for the potential a factor α appears. This is an empirical scaling term that accounts for the fact that the ASIC orbital Φ in general do not coincide with those that minimize the SIC functional (1). By construction $\alpha = 1$ in the single particle limit, while it vanishes for the homogeneous electron gas. Although in general $0 < \alpha < 1$, extensive testing [28] demonstrates that a value around 1 describes well ionic solids and molecules, while a value around 1/2 is enough for mid- to wide-gap insulators. In the following we will label with ASIC_{1/2} and ASIC₁ calculations obtained respectively with $\alpha = 1/2$ and $\alpha = 1$.

Finally we make a few comments over the total energy. As pointed out in the introduction the present theory is not variational since the KS potential cannot be related to a functional by a variational principle. However, since typical LDA energies are more accurate than their corresponding KS potentials, we use the expression of equation (1) as suitable energy. In this case the orbital densities entering the SIC are those given by the ASIC orbital Φ . Moreover, in presenting the data, we will distinguish results obtained by using the SIC energy (1) from those obtained simply from the LDA functional evaluated at the ASIC density, i.e. without including the δ_n corrections (2).

III. RESULTS

All our results have been obtained with an implementation of the ASIC method [28] based on the DFT code

Siesta [45]. *Siesta* is an advanced DFT code using pseudopotentials and an efficient numerical atomic orbital basis set. In order to compare the exchange parameters obtained with different XC functionals we consider the LDA parameterization of Ceperly and Alder [46], the GGA functional obtained by combining Becke exchange [47] with Lee-Yang-Parr correlation [48] (BLYP), the nonempirical Perdew, Burke and Ernzerhof (PBE) GGA [49], and the ASIC scheme as implemented in reference [28].

Calculations are performed for different systems critical to LDA and GGA, ranging from molecules to extended solids. These include hypothetical H-He atomic chains, the ionic solid KNiF_3 and the transition metal monoxides MnO and NiO . DFT total energy calculations are mapped onto an effective pairwise Heisenberg Hamiltonian

$$H_{\text{H}} = - \sum_{\langle nm \rangle} J_{nm} \vec{S}_n \cdot \vec{S}_m, \quad (9)$$

where the sums runs over all the possible pairs of spins. In doing this we wish to stress that the mapping is a convenient way of comparing total energies of different magnetic configurations calculated with different functionals. In this spirit the controversy around using the spin-projected (Heisenberg mapping) or the non-projected scheme is immaterial [5, 50, 51].

A. H-He chain

As an example of molecular systems, we consider H-He monoatomic chains at a inter-atomic separation of 1.625 Å (see figure 1). This is an important benchmark for DFT since the wave-function is expected to be rather localized and therefore to be badly described by local XC functionals. In addition the system is simple enough to be accessible by accurate quantum chemistry calculations.

As basis set we use two radial functions (double- ζ) for the s and p angular momenta of both H and He, while the density of the real-space grid converges the self-consistent calculation at 300 Ry. Here we consider all possible Heisenberg parameters. Thus the triangular molecule (Fig.1a) has only one nearest neighbour parameter J_{12}^a , the 5-atom chain (Fig.1b) has both first J_{12}^b and second neighbour J_{13}^b parameters, and the 7-atom chain (Fig.1c) has three parameters describing respectively the nearest neighbour interaction with peripheral atoms J_{12}^c , the nearest neighbour interaction between the two middle atoms J_{23}^c and the second neighbour interaction J_{13}^c .

Following reference [5], accurate calculations based on second-order perturbation theory (CASPT2) [12] are used as comparison. The quality of each particular functionals is measured as the relative mean deviation of the nearest neighbour exchange parameters only (J_{12}^a , J_{12}^b ,

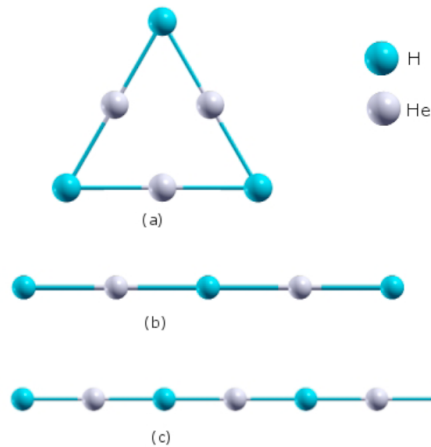


FIG. 1: (Color on-line) H-He-H chains at an inter-atomic distance of 1.625 Å.

Method	J_{12}^a	J_{12}^b	J_{13}^b	J_{12}^c	J_{23}^c	J_{13}^c	δ (%)
CASPT2	-24	-74	-0.7	-74	-79	-0.7	0
SIC-B3LYP	-31	-83	-0.2	-83	-88	-0.3	16
LDA	-68	-232	-6	-234	-260	-6	210
PBE	-60	-190	-1.8	-190	-194	-1.6	152
BLYP	-62	-186	-2	-186	-200	-1	147
ASIC ₁	-36	-112	-1	-110	-122	-0.6	51
ASIC _{1/2}	-44	-152	-1	-152	-168	-1.4	101
ASIC ₁ *	-40	-128	-0.6	-128	-142	-1.0	73
ASIC _{1/2} *	-50	-170	-1.4	-170	-190	-1.8	127

TABLE I: Calculated J values (in meV) for the three different H-He chains shown in Fig.1. The CASPT2 values are from reference [12], while the SIC-B3LYP are from reference [5]. The last two rows correspond to J values obtained from the LDA energy calculated at the ASIC density.

J_{12}^c , J_{23}^a), since those are the largest ones

$$\delta = \frac{1}{4} \sum_i^4 \frac{|J_i - J_i^{\text{CASPT2}}|}{|J_i^{\text{CASPT2}}|}. \quad (10)$$

Our calculated J values and their relative δ are presented in table I, where we also include results for a fully self-consistent SIC calculation over the B3LYP functional (SIC-B3LYP) [5]. It comes without big surprise that the LDA systematically overestimates all the exchange parameters with errors up to a factor 6 for the smaller J (J_{13}^b and J_{13}^c) and an average error δ for the largest J of about 200%. Standard GGA corrections considerably improve the description although the J 's are still systematically larger than those obtained with CASPT2. Note that the results seem rather independent of the particular GGA parameterization, with PBE and BLYB producing similar exchange constants. This is in good agreement with previous calculations [5].

SIC in general dramatically improves the LDA and

GGA description and our results for ASIC₁ are reasonably close to those obtained with the full self-consistent procedure (SIC-B3LYP). This is an interesting result, considering that our ASIC starts from a local exchange functional, while B3LYP already contains non-local contributions. We also evaluate the J parameters by using the LDA energy evaluated at the ASIC density (last two rows in table I). In general this procedure gives J 's larger than those obtained by using the energy of equation (1), meaning that the δ_n^{SIC} contributions reduce the J values.

It is then clear that the ASIC scheme systematically improves the J values as compared to local functionals. The agreement however is not as good as the one obtained by using a fully self-consistent SIC scheme, meaning that for this molecular system the ASIC orbitals are probably still not localized enough. This can alter the actual contribution of δ_n^{SIC} to the total energy and therefore the exchange parameters.

B. Ionic antiferromagnets: KNiF₃

Motivated by the substantial improvement of ASIC over LDA, we then investigate its performances for real solid-state systems, starting from KNiF₃. This is a prototypical Heisenberg antiferromagnet with strong ionic character, a material for which our ASIC approximation is expected to work rather well [28]. It is also a well studied material, both experimentally [24, 52] and theoretically [7, 9, 21, 22], allowing us extensive comparisons. The KNiF₃ has cubic perovskite-like structure with the nickel atoms at the edges of the cube, fluorine atoms at the sides and potassium atoms at the center (see Fig.2). At low temperature, KNiF₃ is a type II antiferromagnetic insulator consisting of ferromagnetic (111) Ni planes aligned antiparallel to each other. For our calculations we use a double- ζ polarized basis for the s and p orbitals of K, Ni and F, a double- ζ for the $3d$ of K and Ni, and a single- ζ for the $3d$ of F. Finally, we use $5 \times 5 \times 5$ k -points in the full Brillouin zone and the real-space mesh cutoff is 550 Ry. Note that the configuration used to generate the pseudopotential is that of Ni²⁺, $4s^1 3d^7$.

We first consider the band-structure as obtained with LDA and ASIC. For comparison we also include results obtained with LDA+ U [53, 54] as implemented in *Siesta* [55]. In this case we correct only the Ni d shell and we fix the Hubbard- U and Hund's exchange- J parameters by fitting the experimental lattice constant ($a_0 = 4.014$ Å). The calculated values are $U=8$ eV and $J=1$ eV. The bands obtained with the three methods and the corresponding orbital projected density of states (DOS) are presented in figures 3 and 4 respectively.

All the three functionals describe KNiF₃ as an insulator with bandgaps respectively of 1.68 eV (LDA), 3.19 eV (ASIC₁), and 5.0 eV (LDA+ U). An experimental value for the gap is not available and therefore a comparison cannot be made. In the case of LDA and ASIC the gap is formed between Ni states, with conductance band bot-

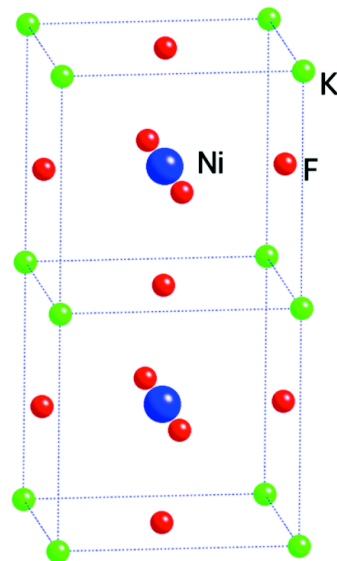


FIG. 2: (Color on-line) Cubic perovskite structure of KNiF₃. Color code: blue=Ni, red=F, Green=K.

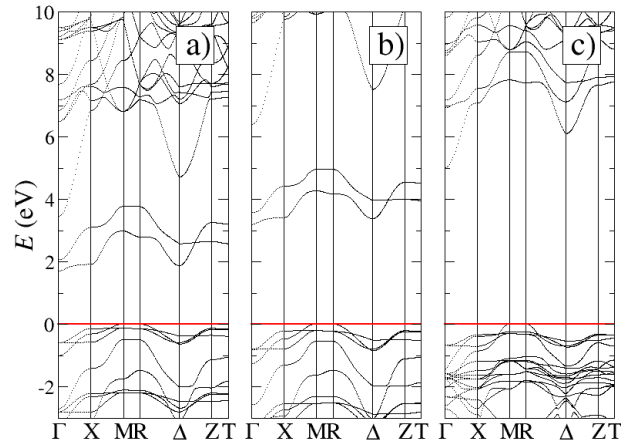


FIG. 3: Band structure for type II antiferromagnetic KNiF₃ obtained with a) LDA, b) ASIC₁ and c) LDA+ U ($U=8$ eV and $J=1$ eV). The valence band top is aligned at $E=E_F=0$ eV (horizontal line).

tom well described by e_g orbitals. These are progressively moved upwards in energy by the SIC, but still occupy the gap. Such feature is modified by LDA+ U which pushes the unoccupied e_g states above the conductance band minimum, which is now dominated by K $4s$ orbitals.

In more detail the valence band is characterized by a low-lying K $3p$ band and by a mixed Ni- $3d$ /F $2p$. While the K $3p$ band is extremely localized and does not present substantial additional orbital components the amount of mixing and the broadening of the Ni- $3d$ /F $2p$ varies with the functionals used. In particular both LDA and ASIC predict that the Ni $3d$ component occupies the high en-

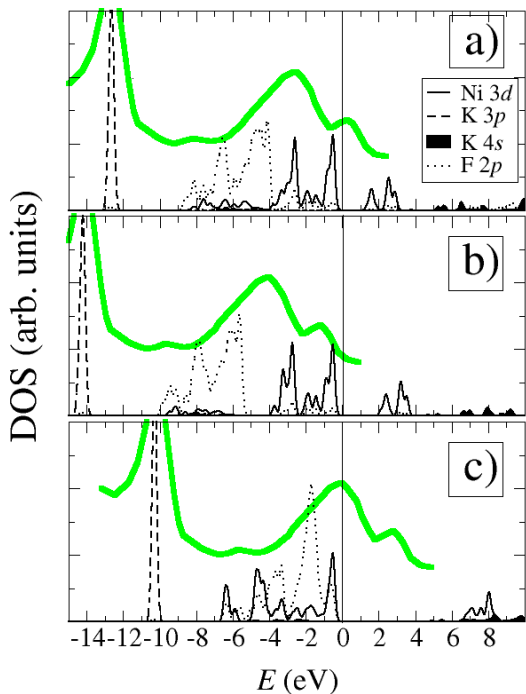


FIG. 4: (Color on-line) DOS for type II antiferromagnetic KNiF_3 obtained with a) LDA, b) ASIC_1 and c) $\text{LDA}+U$ ($U=8$ eV and $J=1$ eV). The valence band top is aligned at $E=0$ eV (vertical line). The experimental UPS spectrum from reference [56] is also presented (thick green line). The relative binding energy is shifted in order to match the K $3p$ peak.

ergy part of the band, while the F $2p$ the lower. For both the total bandwidth is rather similar and it is about 9-10 eV. In contrast $\text{LDA}+U$ offers a picture where the Ni-F hybridization spread across the whole bandwidth, which is now reduced to less than 7 eV.

Experimentally, ultraviolet photoemission spectroscopy (UPS) study of the whole KMF_3 (M: Mn, Fe, Co, Ni, Cu, Zn) series [56] gives us a spectrum dominated by two main peaks: a low K $3p$ peak and broad band mainly attributed to F $2p$. These two spectroscopical features are separated by a binding energy of about 10 eV. In addition the 10 eV wide F $2p$ band has some fine structure related to various Ni d multiplets. An analysis based on averaging the multiplet structure [56] locates the occupied Ni d states at a bounding energy about 3 eV smaller than that of the F $2p$ band. In figure 4 we superimpose the experimental UPS spectrum to our calculated DOS, with the convention of aligning in each case the sharp K $3p$ peak.

It is then clear that ASIC provides in general a better agreement with the UPS data. In particular both the Ni- $3d$ /F $2p$ bandwidth and the position of the Fermi energy (E_F) with respect to the K $3p$ peak are correctly predicted. This is an improvement over LDA, which describes well the Ni- $3d$ /F $2p$ band, but positions the K $3p$ states too close to E_F . For this reason, when we align the

Method	a_0	J_{th}	P_d^{th}	J_{ex}	P_d^{ex}
LDA	3.951	46.12 (53.1)	1.829	40.4	1.834
PBE	4.052	33.98 (37.0)	1.813	36.48	1.808
BLYP	4.091	31.10 (37.6)	1.821	36.72	1.812
$\text{ASIC}_{1/2}$	3.960	40.83	1.876	36.14	1.878
ASIC_1	3.949	36.22	1.907	30.45	1.914
$\text{ASIC}_{1/2}^*$	3.969	43.44	1.876	38.57	1.878
ASIC_1^*	3.949	39.80	1.907	33.56	1.914
$\text{LDA}+U$	4.007	12.55		10.47	1.940

TABLE II: Calculated J parameters (in meV) and the Mülliken magnetic moment for Ni $3d$ (P_d) in KNiF_3 . The experimental values for J and a_0 are 8.2 ± 0.6 meV and 4.014\AA respectively while the values in brackets are those from reference [9]. In the table we report values evaluated at the theoretical (J_{th} and P_d^{th}) and experimental (J_{ex} and P_d^{ex}) lattice constant. $\text{ASIC}_{1/2}^*$ and ASIC_1^* are obtained from the LDA energies evaluated at the ASIC density.

UPS spectrum at the K $3p$ position, this extends over E_F . Finally in the case of $\text{LDA}+U$, there is a substantial misalignment between the UPS data and our DOS. $\text{LDA}+U$ in fact erroneously pushes part of the Ni d manifold below the F $2p$ DOS, which now forms a rather narrow band.

We now turn our attention to total energy related quantities. In table II we present the theoretical equilibrium lattice constant a_0 and the Heisenberg exchange parameter J for all the functionals used. Experimentally we have $J=8.2 \pm 0.6$ meV [24]. The values of a_0 and J are calculated for the type II antiferromagnetic ground state, by constructing a supercell along the (111) direction. Importantly values of J obtained by considering a supercell along the (100) direction, i.e. by imposing antiferromagnetic alignment between ferromagnetic (100) planes (type I antiferromagnet), yield essentially the same result, confirming the fact that the interaction is effectively only extending to nearest neighbors. Furthermore we report results obtained both at the theoretical equilibrium lattice constant (J_{th}) and at the experimental one (J_{ex}).

Also in this case local XC functionals largely overestimate J , with errors for J_{ex} going from a factor 8 (LDA) to a factor 4.5 (GGA-type). ASIC improves these values, although only marginally, and our best agreement is found for ASIC_1 , while $\text{ASIC}_{1/2}$ is substantially identical to GGA. Interestingly the ASIC_1 performance is rather similar, if not better, to that of meta-GGA functionals [9]. The situation is however worsened when we consider J parameters obtained at the theoretical lattice constant. The ASIC-calculated a_0 are essentially identical to those from LDA and about 2% shorter than those from GGA. Since J depends rather severely on the lattice parameter we find that at the theoretical lattice constant GGA-functionals perform actually better than our ASIC. Finally, also in this case the J 's obtained by simply using the LDA energies are larger than those calculated by including the SIC corrections (see equation 1).

In general the improvement of the J parameter is correlated to an higher degree of electron localization, in particular of the Ni d shell. In table II the magnetic moment of the Ni d shell P_d , obtained from the Mülliken population, is reported. This increases systematically when going from LDA to GGA to ASIC approaching the atomic value expected from Ni^{2+} .

Our best result is obtained with LDA+ U , which returns an exchange of 10.47 meV for the same U and J that fit the experimental lattice constant. This is somehow superior performance of LDA+ U with respect to ASIC should not be surprising and it is partially related to an increased localization. The Ni ions d shell in octahedral coordination splits into t_{2g} and e_g states, which further split according to Hund's rule. The t_{2g} states are all filled, while for the e_g only the majority are. By looking at the LDA DOS one can recognize the occupied t_{2g}^\uparrow orbitals (we indicate majority and minority spins respectively with \uparrow and \downarrow) at -3 eV, the e_g^\uparrow at -2 eV and the t_{2g}^\downarrow at about 0 eV, while the empty e_g^\downarrow are at between 1 and 3 eV above the valence band maximum.

The local Hund's split can be estimated from the e_g^\uparrow - e_g^\downarrow separation. The ASIC scheme corrects only occupied states [57], and therefore it enhances the local exchange by only a downshift of the valence band. From the DOS of figure 4 it is clear that this is only a small contribution. In contrast the LDA+ U scheme also corrects empty states, effectively pushing upwards in energy the e_g^\downarrow band. The net result is that of a much higher degree of localization of the d shell with a consequent reduction of the Ni-Ni exchange. This is similar to the situation described by the Hartree-Fock method, which however returns exchange parameters considerably smaller than the experimental value [20, 21, 22, 23]. Interestingly hybrid functionals [7] have the right mixture of non-local exchange and electron correlation and produce J 's in close agreement with the experiments.

We further investigate the magnetic interaction by evaluating J as a function of the lattice constant. Experimentally this can be achieved by replacing K with Rb and Tl, and indeed de Jongh and Block [58] early suggested a $d^{-\alpha}$ power law with $\alpha = 12 \pm 2$. Our calculated J as a function of the lattice constant d for LDA, GGA, ASIC₁ and LDA+ U ($U=8$ eV and $J=1$ eV) are presented in figure ???. For all the four functionals investigated J varies as a power law, although the calculated exponents are rather different: 8.6 for LDA, 9.1 for GGA, 11.3 for ASIC₁ and 14.4 for LDA+ U . This further confirms the strong underestimation of the exchange constants from local functionals. Clearly the relative difference between the J obtained with different functionals becomes less pronounced for small d , where the hybridization increases and local functionals perform better. Note that only ASIC₁ is compatible with the experimental exponent of 12 ± 2 , being the one evaluated from LDA+ U too large. Importantly we do not expect to extrapolate the LDA+ U value at any distance, since

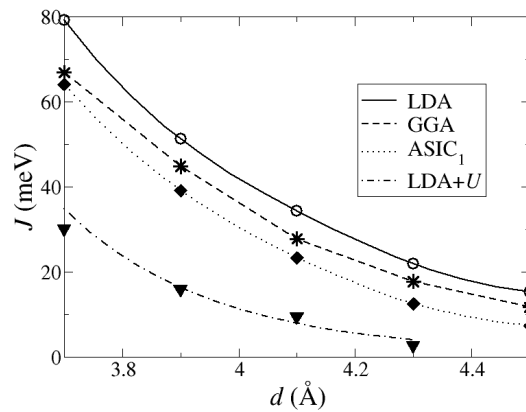


FIG. 5: J as a function of the lattice constant for LDA, GGA, ASIC₁ and LDA+ U ($U=8$ eV and $J=1$ eV). The symbols are our calculate value while the solid lines represent the best power-law fit.

the screening of the parameters U and J changes with the lattice constant.

In conclusion for the critical case of KNiF_3 the ASIC method appears to improve the LDA results. This is essentially due to the better degree of localization achieved by the ASIC as compared with standard local functionals. However, while the improvement over the bandstructure is substantial, it is only marginal for energy-related quantities. The main contribution to the total energy in the ASIC scheme comes from the LDA functional, which is now evaluated at the ASIC density. This is not sufficient for improving the exchange parameters, which in contrast need at least a portion of non-local exchange.

C. Transition metal monoxides

Another important test for the ASIC method is that of transition metal monoxides. These have been extensively studied both experimentally and theoretically and they are the prototypical materials for which the LDA appears completely inadequate. In this work we consider MnO and NiO, which have respectively half-filled and partially-filled $3d$ shells. They both crystallize in the rock-salt structure and in the ground state they are both type-II antiferromagnetic insulators. The Néel's temperatures are 116 K and 525 K respectively for MnO and NiO. In all our calculations we consider double- ζ polarised basis for the s and p shell of Ni, Mn and O, double- ζ for the Ni and Mn $3d$ orbitals, and single- ζ for the empty $3d$ of O. We sample $6 \times 6 \times 6$ k -points in the full Brillouin zone of both the cubic and rhombohedral cell describing respectively type I and type II antiferromagnetism. Finally the real-space mesh cutoff is 500 Ry.

The calculated band structures obtained from LDA, ASIC_{1/2} and ASIC₁ are shown in figures 6 and 7 for MnO and NiO respectively. These have been already discussed

extensively in the context of the ASIC method [27, 28] and here we report only the main features. For both the materials LDA already predicts an insulating behavior, although the calculated gaps are rather small and the nature of the gaps is not what experimentally found. In both cases the valence band top has an almost pure d component, which suggests these materials to be small gap Mott-Hubbard insulators. The ASIC downshifts the occupied d bands which now hybridize with the O- p manifold. The result is a systematic increase of the band-gap which is more pronounced as the parameter α goes from $1/2$ to 1. Importantly, as noted already before [28], the experimental band-gap is obtained for $\alpha \sim 1/2$.

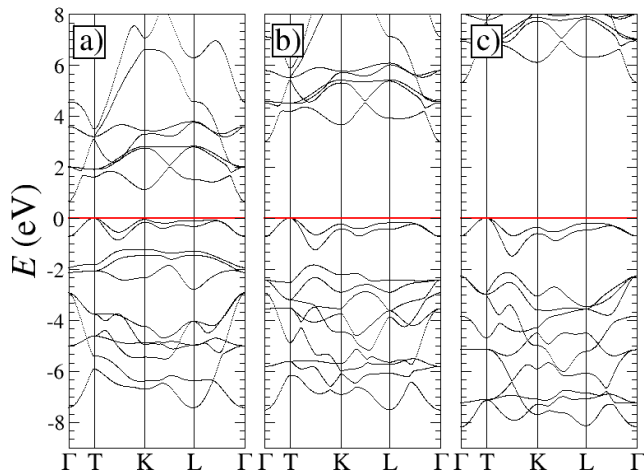


FIG. 6: Calculated band structure for the type II antiferromagnetic MnO obtained from a) LDA, b) ASIC_{1/2} and c) ASIC₁. The valence band top is aligned at 0 eV (horizontal line).

We then moved to calculating the exchange parameters. In this case we extend the Heisenberg model to second nearest neighbors, by introducing the first (J_1) and second (J_2) neighbor exchange parameters. These are evaluated from total energy calculations for a ferromagnetic and both type II and type I antiferromagnetic alignments. Our calculated results, together with a few selected data available from the literature are presented in table III.

Let us first focus our attention to MnO. In this case both the J 's are rather small and positive (antiferromagnetic coupling is favorite), in agreement with the Goodenough-Kanamori rules [59] and the rather low Néel temperature. Direct experimental measurements of the exchange parameters are not available and the commonly accepted values are those obtained by fitting the magnetic susceptibility with semi-empirical methods [60]. Importantly this fit gives almost identical first and second nearest neighbour exchange constants. In contrast all the exchange functionals we have investigated offer a picture where J_2 is always approximately twice as large as J_1 .

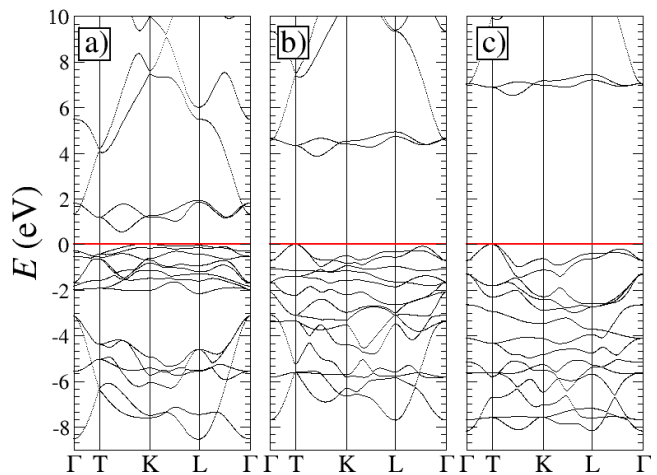


FIG. 7: Calculated band structure for the type II antiferromagnetic NiO obtained from a) LDA, b) ASIC_{1/2} and c) ASIC₁. The valence band top is aligned at 0 eV (horizontal line).

Method	MnO			NiO		
	J_1	J_2	P_d	J_1	J_2	P_d
LDA	1.0	2.5	4.49 (4.38)	13.0	-94.4	1.41 (1.41)
PBE	1.5	2.5	4.55 (4.57)	7.0	-86.8	1.50 (1.59)
ASIC _{1/2}	1.15	2.44	4.72 (4.77)	6.5	-67.3	1.72 (1.77)
ASIC ₁	0.65	1.81	4.84 (4.86)	3.8	-41.8	1.83 (1.84)
ASIC _{1/2} *	1.27	2.65	4.72 (4.77)	7.1	-74.6	1.72 (1.77)
ASIC ₁ *	0.69	2.03	4.84 (4.86)	4.4	-47.9	1.83 (1.84)
SE1 ^a	0.86	0.95				
HF ^b	0.22	0.36				
B3LYP ^c	0.81	1.71				
PBE0 ^b	0.96	1.14				
B3LYP ^d				2.4	-26.7	
HF ^d				0.8	-4.6	
SIC-LDA ^e				2.3	-12	
Expt. ^f				1.4	-19.8	
Expt. ^g				1.4	-17.0	

TABLE III: Calculated J_1 and J_2 in meV for MnO and NiO. P_d is the magnetic moment of the d shell calculated from the type II antiferromagnetic phase. Values in bracket are for P_d evaluated from the ferromagnetic ground state. ASIC_{1/2}* and ASIC₁* are obtained from the LDA energies evaluated at the ASIC density. a) Ref. [60], b) Ref. [61], c) Ref. [62], d) Ref. [11], e) Ref. [25], f) Ref. [64], g) Ref. [65]

This gives us a reasonably accurate value of J_1 for LDA and GGA, but J_2 is overestimated by approximately a factor 2, in agreement with previous calculations [10].

ASIC systematically improves the LDA/GGA description, by reducing both J_1 and J_2 . This is related to the enhanced localization of the Mn d electrons achieved by the ASIC, as it can be seen by comparing the Mn d mag-

netic moments (P_d) calculated for different functionals (see table III). Thus ASIC₁, which provides the largest magnetic moment, gives also J 's in closer agreement with the experimental values, while ASIC_{1/2} is not very different from LDA.

Importantly for half-filling, as in MnO, the ASIC scheme for occupied states is fundamentally analogous to the LDA+ U method, with the advantage that the U parameter does not need to be evaluated. Finally, at variance with KNiF₃, it does not seem that a portion of exact exchange is strictly necessary in this case. Hartree-Fock [61] results in a dramatic underestimation of the J parameters, while B3LYP [62] is essentially very similar to ASIC₁. Curiously the best results available in the literature [61] are obtained with the PBE0 functional [63], which combines 25% of exact-exchange with GGA.

The situation for NiO is rather different. The experimentally available data [64, 65] show antiferromagnetic nearest neighbour and ferromagnetic second nearest neighbour exchange parameters. The magnitude is also rather different with $|J_2| > 10 |J_1|$. Standard local functionals (LDA and GGA) fail badly and overestimate both the J 's by more than a factor 5. ASIC in general reduces the exchange constants and drastically improves the agreement between theory and experiments. In particular ASIC₁ gives exchange parameters only about twice as large as those measured experimentally.

A better understanding can be obtained by looking at the orbital-resolved DOS for the Ni d and the O p orbitals (figure 8) as calculated from LDA and ASIC. There are two main differences between the LDA and the ASIC results. First there is an increase of the fundamental band-gap from 0.54 eV for LDA to 3.86 eV for ASIC_{1/2} to 6.5 eV for ASIC₁. Secondly there is change in the relative energy positioning of the Ni d and O p contributions to the valence band. In LDA the top of the valence band is Ni d in nature, with the O p dominated part of the DOS lying between 4 eV and 8 eV from the valence band top. ASIC corrects this feature and for ASIC_{1/2} the O p and Ni d states are well mixed across the whole bandwidth. A further increase of the ASIC corrections ($\alpha = 1$) leads to a further downshift of the Ni d band, whose contribution becomes largely suppressed close to the valence band-top. Thus, increasing the portion of ASIC pushes NiO further into the charge transfer regime.

Interestingly, although ASIC_{1/2} gives the best band-structure, the J 's obtained with ASIC₁ are in better agreement with the experiments. This is somehow similar to what observed when hybrid functionals are put to the test. Moreira et al. demonstrated [11] that J 's in close agreement with experiments can be obtained by using 35% Hartree-Fock exchange in LDA. Moreover, in close analogy to the ASIC behaviour, as the fraction of exact exchange increases from LDA to purely Hartree-Fock, the exchange constants decrease while the band-gap gets larger. However, while the best J 's are obtained with 35% exchange, a gap close to the experimental one

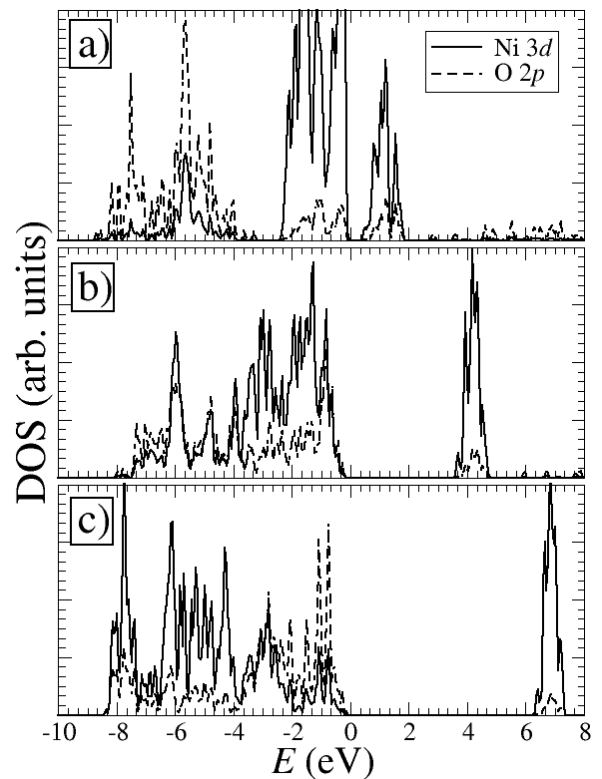


FIG. 8: Calculated orbital resolved DOS for type II antiferromagnetic NiO obtained with a) LDA, b) ASIC_{1/2} and c) ASIC₁. The valence band top is aligned at 0 eV.

is obtained with B3LYP, which in turns overestimates the J 's. This remarks the subtle interplay between exchange and correlations in describing the magnetic interaction of this complex material. Finally, it is worth remarking that a fully self-consistent SIC [25] seems to overcorrect the J 's, while still presenting the erroneous separation between the Ni d and O p states.

IV. CONCLUSIONS

In conclusions the approximated expression for the ASIC total energy is put to the test of calculating exchange parameters for a variety of materials, where local and gradient-corrected XC functionals fail rather badly. This has produced mixed results. On the one hand, the general bandstructure and in particular the valence band, is considerably improved and resembles closely data from photo-emission. On the other hand, the exchange constants are close to experiments only for the case when the magnetism originates from half-filled shells. For other fillings, as in the case of NiO or KNiF₃ the ASIC improvement over LDA is less satisfactory, suggesting that a much better XC functional, incorporating a portion at least of exact exchange, is needed. Importantly ASIC seems to be affected by the same pathology of hybrid

functional, i.e. the amount of ASIC needed for correcting the J is different from that needed for obtaining a good bandstructure.

V. ACKNOWLEDGEMENTS

This work is supported by Science Foundation of Ireland under the grant SFI05/RFP/PHY0062. Computa-

tional resources have been provided by the HEA IITAC project managed by the Trinity Center for High Performance Computing and by ICHEC.

-
- [1] P. Hohenberg and W. Kohn, Phys. Rev. **136**, B864 (1964).
- [2] W. Kohn and L. J. Sham, Phys. Rev. **140**, A1133 (1965).
- [3] W. Kock and M. C. Holthausen, *A Chemist's Guide to Density Functional Theory*, (Wiley-VCH, Weinheim, 2000).
- [4] I. Turek, J. Kudronovsky, V. Drchals and P. Bruno, Phil. Mag. **86**, 1713 (2006).
- [5] E. Ruiz, S. Alvarez, J. Cano, and V. Polo, J. Chem. Phys. **123**, 164110 (2005).
- [6] E. Ruiz, J. Cano, S. Alvarez, and P. Alemany, J. Comput. Chem. **20**, 1391 (1999).
- [7] R. L. Martins and F. Illas, Phys. Rev. Lett. **79**, 1539 (1997).
- [8] F. Illas and R. L. Martins, J. Chem. Phys. **108**, 2519 (1998).
- [9] I. Ciofini, F. Illas and C. Adamo, J. Chem. Phys. **120**, 3811 (2004).
- [10] J. E. Pask, D. J. Singh, I. I. Mazin, C. S. Hellberg and J. Kortus, Phys. Rev. B **64**, 024403 (2001).
- [11] I. de P. R. Moreira, F. Illas, and R. Martin, Phys. Rev. B **65**, 155102 (2002).
- [12] E. Ruiz, A. Rodriguez-Fortea, J. Cano, S. Alvarez and P. Alemany, J. Comput. Chem. **24**, 982 (2003).
- [13] J. Cabrero, N. Ben Amor, C. de Graaf, F. Illas and R. Caballol, J. Phys. Chem. A **104**, 9983 (2000).
- [14] A. Bencini, F. Totti, C. A. Daul, K. Doclo, P. Fantucci, and V. Barone, Inorg. Chem. **36**, 5022 (1997).
- [15] L. Noodleman, J. Chem. Phys. **74**, 5737 (1981).
- [16] K. Yosida, *Theory of Magnetism*, Vol. 122 Springer Series in Solid State Sciences (Springer, Heidelberg, 1992).
- [17] R. G. Parr and W. Yang, *Density functional theory of atoms and molecules*, (Oxford University Press, 1989).
- [18] J. Tao, J.P. Perdew, V.N. Staroverov and G.E. Scuseria, Phys. Rev. Lett. **91**, 146401 (2003).
- [19] J. P. Perdew and A. Zunger, Phys. Rev. B **23**, 5048 (1981).
- [20] J. M. Ricart, R. Dovesi, C. Roetti and V. R. Saunders, Phys. Rev. B **52**, 2381 (1995).
- [21] R. Dovesi, J. M. Ricart, V. R. Saunders and R. Orlando, J. Phys.: Condens. Matter **7**, 7997 (1995).
- [22] I. de P. R. Moreira and F. Illas, Phys. Rev. B **55**, 4129 (1997).
- [23] R. Caballol, O. Castell, F. Illas, I. de P. R. Moreira and J. P. Malrieu, J. Phys. Chem. A **101**, 7860 (1997).
- [24] M. E. Lines, Phys. Rev. **164**, 736 (1967).
- [25] D. Ködderitzsch, W. Hergert, W.M. Temmerman, Z. Szotek, A. Ernst and H. Winter, Phys. Rev. B **66**, 064434 (2002).
- [26] D. Vogel, P. Krüger and J. Pollmann, Phys. Rev. B **54**, 5495 (1996).
- [27] A. Filippetti and N. A. Spaldin, Phys. Rev. B **67**, 2435 (2003).
- [28] C. D. Pemmaraju, T. Archer, D. Sanchez-Portal and S. Sanvito, Phys. Rev. B **75**, 045101 (2007).
- [29] A. Filippetti and V. Fiorentini, Phys. Rev. Lett. **95**, 086405 (2005).
- [30] D. Vogel, P. Krüger and J. Pollmann, Phys. Rev. B **58**, 3865 (1998).
- [31] A. Filippetti and V. Fiorentini, Rev. B **73**, 035128 (2005).
- [32] A. Filippetti and N.A. Spaldin, Phys. Rev. B **68**, 045111 (2003).
- [33] B.B. Van Aken, T.T.M.A. Palstra, A. Filippetti and N.A. Spaldin, Nature Mat. **3**, 164 (2003).
- [34] P. Delugas, V. Fiorentini and A. Filippetti, Phys. Rev. B **71**, 134302 (2005).
- [35] A. Filippetti, N.A. Spaldin and S. Sanvito, Chem. Phys. **309**, 59 (2005).
- [36] A. Filippetti, N.A. Spaldin and S. Sanvito, J. Magn. Mater. **290**, 1391 (2005).
- [37] C. Toher, A. Filippetti, S. Sanvito and K. Burke, Phys. Rev. Lett. **95**, 146402 (2005).
- [38] C. Toher and S. Sanvito, cond-mat/0611617
- [39] Note that here we use "LDA" also to refer to the local spin density approximation (LSDA), i.e. to the spin unrestricted version of the theory.
- [40] J.G. Harrison, R.A. Heaton and C.C. Lin, J. Phys. B: At. Mol. Phys. **16**, 2079 (1983).
- [41] M.R. Pederson, R.A. Heaton and C.C. Lin, J. Chem. Phys. **80**, 1972 (1984).
- [42] M.R. Pederson, R.A. Heaton and C.C. Lin, J. Chem. Phys. **82**, 2688 (1985).
- [43] A. Svane and O. Gunnarsson, Phys. Rev. Lett. **65**, 1148 (1990).
- [44] Z. Szotek, W.M. Temmerman and H. Winter, Phys. Rev. B **47**, 4029 (1993).
- [45] J. M. Soler, E. Artacho, J. D. Gale, A. Garcia, J. Junquera, P. Ordejon, and D. Sanchez-Portal, J. Phys.: Condens. Matter **14**, 2745 (2002).
- [46] D.M. Ceperley and B.J. Alder, Phys. Rev. Lett. **45**, 566 (1980).
- [47] A. D. Becke, Phys. Rev. A **38**, 3098 (1988).
- [48] C. Lee, W. Yang and R. G. Parr, Phys. Rev. B **37**, 785 (1988).
- [49] J. P. Perdew, K. Burke and M. Ernzerhof, Phys. Rev. Lett. **77**, 3865 (1996).
- [50] C. Adamo, V. Barone, A. Bencini, R. Broer, M. Filatov, N.M. Harrison, F. Illas, J.P. Malrieu, and I. de P.R. Moreira, J. Chem. Phys. **124**, 107101 (2006).
- [51] E. Ruiz, S. Alvarez, J. Cano, and V. Polo, J. Chem. Phys.

- 124**, 107102 (2006).
- [52] L. J. de Jongh and R. Miedema, *Adv. Phys.* **23**, 1 (1974).
- [53] V. I. Anisimov, M. A. Korotin, J. A. Zaanen, and O. K. Anderson, *Phys. Rev. Lett.* **68**, 345 (1992).
- [54] M. T. Czyzyk and G. A. Sawatzky, *Phys. Rev. B* **40**, 14211 (1994).
- [55] M. Wierzbowska, D. Sánchez-Portal and S. Sanvito, *Phys. Rev. B* **70**, 235209 (2004).
- [56] H. Onuki, F. Sugawara, M. Hirano and Y. Yamaguchi, *J. Phys. Soc. Jpn.* **49**, 2314 (1980).
- [57] The ASIC method is not completely self-interaction free and therefore some spurious corrections to the unoccupied KS states are present.
- [58] L.J. de Jongh and R. Block, *Physica* **79B**, 568 (1975).
- [59] J. Goodenough, *Magnetism and the Chemical Bond*, (John Wiley and Sons, New York, 1963).
- [60] M. E Lines and E. D. Jones, *Phys. Rev.* **139**, A1313 (1965).
- [61] C. Franchini, V. Bayer, R. Podloucky, J. Paier and G. Kresse, *Phys. Rev. B* **72**, 045132 (2005).
- [62] X. Fenf, *Phys. Rev. B* **69**, 155107 (2004).
- [63] M. Ernzerhof and G.E. Scuseria, *J. chem. Phys.* **110**, 5029 (1999).
- [64] M. T. Hutching and E. J. Samuelsen, *Phys. Rev. B* **6**, 3447 (1972).
- [65] R. Shanker and R. A. Singh, *Phys. Rev. B* **7**, 5000 (1973).
- [66] S. Hüfner and T. Riesterer, *Phys. Rev. B* **33**, 7267 (1986).