

Cluster growing process and a sequence of magic numbers.

Andrey Koshelev, Andrey Shutovich

A.F.Ioffe Physical-Technical Institute, Politechnicheskaya 26, 194021 St.Petersburg, Russia

Ilia A. Solov'yov,* Andrey V. Solov'yov,* and Walter Greiner

Institut für Theoretische Physik der Universität Frankfurt am Main,

Robert-Mayer 8-10, Frankfurt am Main, Germany 60054

We present a new theoretical framework for modelling the cluster growing process. Starting from the initial tetrahedral cluster configuration, adding new atoms to the system and absorbing its energy at each step, we find cluster growing paths up to the cluster sizes of more than 100 atoms. We demonstrate that in this way all known global minimum structures of the Lennard-Jones (LJ) clusters can be found. Our method provides an efficient tool for the calculation and analysis of atomic cluster structure. With its use we justify the magic numbers sequence for the clusters of noble gases atoms and compare it with experimental observations. We report the striking correspondence of the peaks in the dependence on cluster size of the second derivative of the binding energy per atom calculated for the chain of LJ-clusters based on the icosahedral symmetry with the peaks in the abundance mass spectra experimentally measured for the clusters of noble gases atoms. Our method serves an efficient alternative to the global optimization techniques based on the Monte-Carlo simulations and it can be applied for the solution of a broad variety of problems in which atomic cluster structure is important.

It is well known that the sequence of cluster magic numbers carries essential information about the electronic and ionic structure of the cluster [1]. Understanding of the cluster magic numbers is often equivalent or nearly equivalent to the understanding of cluster electronic and ionic structure. A good example of this kind is the observation of the magic numbers in the mass spectrum of sodium clusters [2]. In this case, the magic numbers were explained by the delocalised electron shell closings (see [3] and references therein). Another example is the discovery of fullerenes, and in particular the C_{60} molecule [4], which was made by means of the carbon clusters mass spectroscopy.

The formation of a sequence of cluster magic numbers should be closely connected to the mechanisms of cluster formation and growing. It is natural to expect that one can explain the magic numbers sequence and find the most stable cluster isomers by modelling mechanisms of cluster assembling and growing. On the other hand, these mechanisms are of interest on their own and the correct sequence of the magic numbers found in such a simulation can be considered as a proof of validity of the cluster formation model.

The problem of magic clusters is closely connected to the problem of searching for global minima on the cluster multidimensional potential energy surface. The number of local minima on the potential energy surface increases exponentially with the growth cluster size and is estimated to be of the order of 10^{43} for $N = 100$ [1]. Thus, searching for global minima becomes increasingly difficult problem for large clusters. There are different algorithms and methods of the global minimisation, which have been employed for the global minimisation of atomic cluster systems (see [1] and references therein). These techniques are often based on the Monte-Carlo simulations.

The algorithm which we describe in this work is based on the dynamic searching for the most stable cluster isomers in the cluster growing process. Our calculations demonstrate that our approach is an efficient alternative to the known techniques of the cluster global minimisation. The big advantage of our approach consists in the fact that it allows to study not just the optimized cluster geometries, but also their formation mechanisms.

In the present work we approach the formulated problem in a most simple, but general form. In our most simple scenario, we assume that atoms in a cluster are bound by Lennard-Jones potentials and the cluster growing takes place atom by atom. In this process, new atoms are placed on the cluster surface in the middle of the cluster faces. Then, all atoms in the system are allowed to move, while the energy of the system is decreased. The motion of the atoms is stopped, when the energy minimum is reached. The geometries and energies of all cluster isomers found in this way are stored and analysed. The most stable cluster configuration (cluster isomer) is then used as a starting configuration for the next step of the cluster growing process.

Starting from the initial tetrahedral cluster configuration and using the strategy described above, we have analysed cluster growing paths up to the cluster sizes of more than 100 atoms. We have found that in this way practically all known global minimum structures of the Lennard-Jones clusters (see [1] and references therein) can be determined, which

proves that our method is indeed an efficient alternative to other cluster global optimization techniques such as basin hoping algorithm [1].

In our model we consider an atomic cluster as a group of atoms that interact with each other by pairing forces. The interaction potential between two atoms in the cluster can, in principle, be arbitrary. In this work, we use the Lennard-Jones (LJ) potential:

$$U(r) = 4\varepsilon\{(\sigma/r)^{12} - (\sigma/r)^6\}, \quad (1)$$

where r is the interatomic distance, $-\varepsilon$ is the depth of the potential well ($\varepsilon > 0$), $2^{1/6}\sigma$ is the pair bonding length.

The constants in the potentials allow one to model various types of clusters for which LJ pairing force approximation is reasonable. The most natural systems of this kind are the clusters consisting of noble gases atoms Ne, Ar, Kr, Xe. The magic numbers for this type of clusters have been experimentally determined in [5, 6]. In our modelling of the cluster growing process we focus on this example and consider it below in detail. The constants in the LJ potential appropriate for the noble gases atoms one can find in [7]. The LJ forces are also appropriate for modelling nuclear clusters consisting of alpha particles [8]. Note that for the LJ clusters it is always possible to chose the coordinate scale so that $\sigma = 1$. It makes all LJ cluster systems scalable. They differ only by the choice of the energy parameter ε and the mass of a single constituent (atom).

In our approach the atomic motion in the cluster is described by the Newton equations with the LJ pairing forces. The system of coupled equations for all atoms in the cluster are solved numerically using the 4-th order Runge-Kutta method. The primary goal in this simulation was to find the solutions of the equations that lead to the stable cluster configurations and then to chose energetically the most favourable one. The choice of initial conditions for the simulation and the algorithm for the solution of this problem are described below.

Our cluster searching algorithm is constructed on the idea that each minimum on the cluster potential energy surface corresponds to the situation, when all the atoms are located in their equilibrium positions. A minimum can be found by allowing atoms to move, starting from a certain initial cluster configuration, and by absorbing all their kinetic energy in the most efficient way. If the starting cluster configuration for $N + 1$ atoms has been chosen on the basis of the global minimum structure for N atoms, then it is natural to assume, and

we prove this in the present work, that the global minimum structure for $N + 1$ atoms can be easily found. The success of this procedure reflects the fact that in nature clusters in their global minima often emerge namely in the cluster growing process, which we simulate in such calculation.

We have employed the following algorithm for the kinetic energy absorption. At each step of the calculation we consider the motion of one atom only, which undergoes the action of the maximum force. At the point, in which the kinetic energy of the selected atom is maximum, we set the absolute value of its velocity to zero. This point corresponds to the minimum of the potential well at which the selected atom moves. When the selected atom is brought to the equilibrium position, the next atom is selected to move and the procedure of the kinetic energy absorption repeats. The calculation stops when all the atoms are in equilibrium.

We have considered a number of scenario of the cluster growing on the basis of the developed algorithm for finding the stable cluster configurations.

In the most simple scenario clusters of $N + 1$ atoms are generated from the N -atomic clusters by adding one atom to the system. In this case the initial conditions for the simulation of $N+1$ -atomic clusters are obtained on the basis of the chosen N -atomic cluster configuration by calculating the coordinates of an extra atom added to the system on a certain rule. We have probed the following paths: the new atom can be added either (*A1*) to the center of mass of the cluster, or (*A2*) randomly outside the cluster, but near its surface, or (*A3*) to the centers of mass of all the faces of the cluster (here, the cluster is considered as a polyhedron), or (*A4*) to the points that are close to the centers of all the faces of the cluster, located from both sides of the face on the perpendicular to it, (*A5*) to the centers of mass of the faces laying on the cluster surface.

The choice of the method how to add atoms to the system depends on the problem to be solved. For example, with *A1* and *A2* methods large clusters consisting of many particles can be generated rather quickly. The *A2* method is especially fast, because adding one atom to the boundary of the cluster usually does not lead to the recalculation of its central part. The *A3* and *A4* methods can be used for searching the most stable, i.e. energetically favourable, cluster configurations or for finding cluster isomers with some other specific properties. The *A4* method leads to finding more cluster isomers than the *A3* one, but it takes more CPU time. The *A5* method is especially convenient for modelling the cluster growing process

which we focus on in this paper. Using this method one can generate the cluster growing paths for the most stable cluster isomers.

When considering the cluster growing process, new atoms should be added to the system starting from the initially chosen cluster configuration step by step until the desired cluster size is reached. Each new step of the cluster growing should be made with the use of the methods *A1-A5*. The criteria for the cluster selection in this process can be as follows: at every step (*SE1*) one of the clusters with the minimum number of atoms is selected, or (*SE2*) the cluster with the minimum energy among the already found stable clusters of the maximum size is selected, or (*SE3*) the cluster with the maximum energy among the already found stable clusters of the maximum size is selected.

The *SE1* criterion is relevant in the situation, when the full search of cluster isomers is needed. It is applicable to the systems with relatively small number of particles. The *SE2* criterion is relevant for modelling the cluster growing process. It turns out to be very efficient and leads to finding the most stable cluster configurations for a given number of particles. The *SE3* criterion might be useful for the redirection of the cluster growing process towards the lower energy cluster isomers branches.

Calculations performed with the use of the methods described above show that often clusters of higher symmetry group possess relatively low energy. Thus, the symmetric cluster configurations are often of particular interest. The process of searching the symmetric cluster configurations can be speed up significantly, if one performs the cluster growing process with the imposed symmetry constraints. This means that for obtaining a symmetric N atomic cluster isomer from the initially chosen symmetric $(N - M)$ -atomic configuration one should add M atoms to the surface of this isomer symmetrically.

Using our algorithms we have examined various paths of the cluster growing process and determined the most stable isomers up to the cluster sizes of more than 100 atoms. The binding energies per atom as a function of cluster size for the calculated cluster chains are shown in figure 1. In the insertion to figure 1 we present the experimentally measured abundance mass spectrum for the Ar clusters at 77K [5, 6].

We have generated the chains of clusters based on the icosahedral, octahedral, tetrahedral and decahedral symmetries with the use of the *A3-A5* and *SE2-SE3* methods. In a few particular cases for $N > 70$, we have also used manual modifications of the starting cluster geometries. In all our calculations we have used the dimensionless form of the LJ-potential,

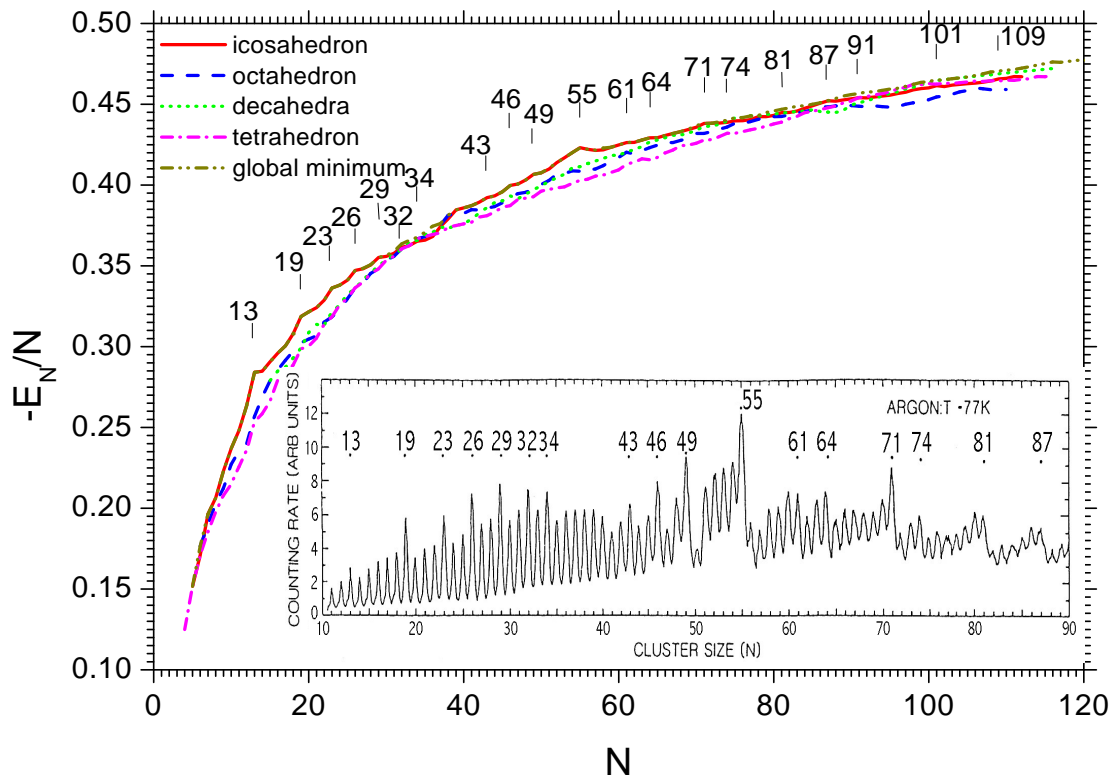


FIG. 1: Binding energy per atom for LJ-clusters as a function of cluster size calculated for the cluster chains based on the icosahedral, octahedral, tetrahedral and decahedral symmetry. In the insertion we present the experimentally measured abundance mass spectrum for the Ar clusters at 77K [5, 6]

i.e. put $\sigma = 1$. The potential constant has been chosen as $\varepsilon = 1/4$. Such a choice of constants is the most universal. It allows one to rescale easily all the results to any concrete choice of σ and ε .

Figure 1 shows that the most stable clusters are obtained on the basis of the icosahedral symmetry configurations with exceptions for $N = 38$, $75 \leq N \leq 77$ and $N = 98$. In these cases the octahedral cluster symmetry becomes more favourable. The cluster chains based on the tetrahedral and decahedral symmetries have no intersections with the icosahedral chain of clusters although there is interplay between these two curves and the octahedral one.

The main trend of the energy curves plotted in figure 1 can be understood on the basis

of the liquid drop model, according to which the cluster energy is the sum of the volume and the surface energy contributions:

$$E_N = -\lambda_V N + \lambda_S N^{2/3} - \lambda_R N^{1/3} \quad (2)$$

Here the first and the second terms describe the volume, and the surface cluster energy correspondingly. The third term is the cluster energy arising due to the curvature of the cluster surface. Choosing constants in (2) as $\lambda_V = 0.71703$, $\lambda_S = 1.29302$ and $\lambda_R = 0.56757$, one can fit the global energy minimum curve plotted in figure 1 with the accuracy less than one per cent. The deviations of the energy curves calculated for various chains of cluster isomers from the liquid drop model (2) are plotted in figure 2. The curves for the icosahedral and the global energy minimum cluster chains go very close with each other and the peaks on these dependences indicate the increased stability of the corresponding magic clusters. The ratio between the volume and surface energies in (2) can be characterised by the dimensionless parameter $\delta = \lambda_V/\lambda_S$, being equal in our case to $\delta = 0.5545$.

The dependence of the binding energies per atom for the most stable cluster configurations on N allows one to generate the sequence of the cluster magic numbers. In the insertion to figure 2 we plot the second derivatives ΔE_n^2 for the chain of icosahedral isomers. We compare the obtained dependence with the experimentally measured abundance mass spectrum for the Ar clusters at 77K [5, 6] (see insertion to figure 1) and establish the striking correspondence of the peaks in the measured mass spectrum with those in the ΔE_n^2 dependence. Indeed, the magic numbers determined from $\Delta^2 E_N$ are in a very good agreement with the numbers experimentally measured for the Ar and Xe clusters: 13, 19, 23, 26, 29, 32, 34, 43, 46, 49, 55, 61, 64, 71, 74, 81, 87, 91, 101, 109, 116, 119, 124, 131, 136, 147 [5, 6]. The most prominent peaks in this sequence 13, 55 and 147 correspond to the closed icosahedral shells, while other numbers correspond to the filling of various parts of the isosahedral shell.

The connection between the second derivatives $\Delta^2 E_N$ and the peaks in the abundance mass spectrum of clusters one can understand using the following simple model. Let us assume that the mass spectrum of clusters is formed in the evaporation process. This means that changing the number of clusters, n_N , of the size N in the cluster ensemble takes place due to the evaporation of an atom by the clusters of the size N and $N + 1$, i.e. $\Delta n_N \sim n_{N+1}W_{N+1 \rightarrow N} - n_N W_{N \rightarrow N-1}$, where the evaporation probabilities are proportional to

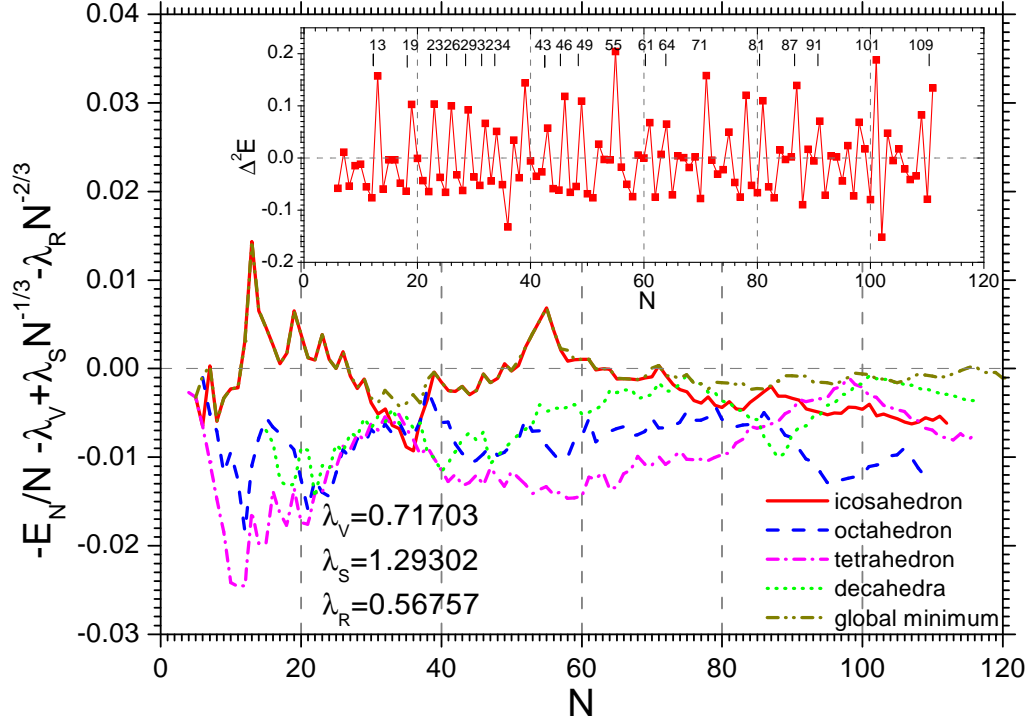


FIG. 2: Energy curves deviations from the liquid drop model (2) calculated for various cluster isomers chains. In the insertion we plot the second derivative $\Delta^2 E_N = E_{N+1} + E_{N-1} - 2E_N$ calculated for the icosahedral cluster isomers chain.

$W_{N+1 \rightarrow N} \sim e^{-\frac{E_N + E_1 - E_{N+1}}{kT}}$ and $W_{N \rightarrow N-1} \sim e^{-\frac{E_{N-1} + E_1 - E_N}{kT}}$. Here T is the cluster temperature, k is the Boltzmann constant. In the limit $\Delta E_N/kT \ll 1$, one derives $\Delta n_N \sim n_N(E_{N+1} + E_{N-1} - 2E_N)/kT \sim \Delta^2 E_N$. These estimates demonstrate that the positive second derivative $\Delta^2 E_N$ should lead to the enhanced abundance of the corresponding clusters.

In figure 3, we plot images of the magic clusters up to $N = 71$. For $N = 32$ and $N = 34$, we present the icosahedral isomer and the one possessing the global energy minimum. We also plot the image of the octahedral $N = 38$ cluster, which is found to be more stable than the clusters from the icosahedral chain. Experimentally $N = 38$ is not found to be the magic cluster, although it is the global minimum cluster, being magic for the octahedral cluster chain (see figures 1 and 2). This fact can be understood if one takes into account that different symmetry cluster chains are formed independently and the transition of clusters

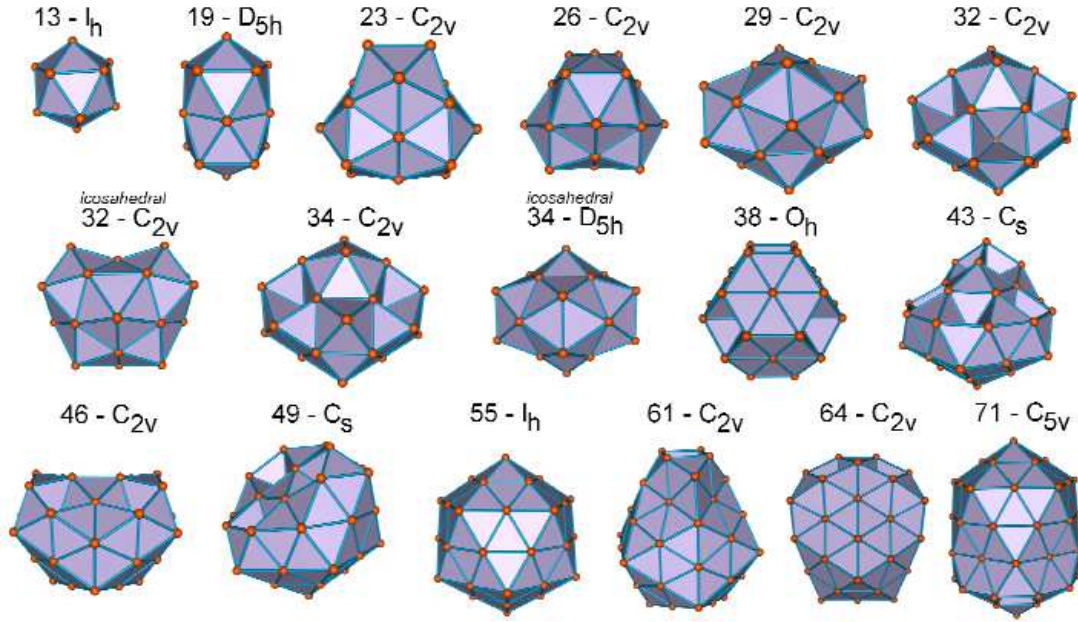


FIG. 3: Geometries of the magic LJ-clusters. The labels indicate the cluster size and the cluster point symmetry group.

from one chain to another at certain N is not possible. It is clear from the binding energy analysis that the icosahedral chain of clusters should be dominating. In experiments, clusters of the icosahedral chain mask clusters of other symmetry chains even in the situations when these other clusters are energetically more favourable, like it occurs for $N = 38$.

In this paper we have discussed the classical models for the cluster growing process, but our ideas can be easily generalized on the quantum case and be applied to the cluster systems with different than LJ type of the inter-atomic interaction. It would be interesting to see to which extent the parameters of inter-atomic interaction can influence the cluster growing process and the corresponding sequence of magic numbers or whether the crystallization in the nuclear matter consisting of alpha particles and/or nucleons is possible. Studying cluster thermodynamic characteristics with the use of the developed technique is another interesting problem which is left opened for future considerations.

The authors acknowledge support from the the Alexander von Humboldt Foundation and DAAD.

-
- * Permanent address: A. F. Ioffe Physical-Technical Institute of the Russian Academy of Sciences, Polytechnicheskaya 26, St. Petersburg, Russia 194021; Email address: solovyov@th.physik.uni-frankfurt.de
- [1] NATO Advanced Study Institute, Les Houches, Session LXXIII, Summer School "Atomic Clusters and Nanoparticles" (Les Houches, France, July 2-28, 2000), Edited by C. Guet, P. Hobza, F. Spiegelman and F. David, EDP Sciences and Springer Verlag, Berlin, Heidelberg, New York, Hong Kong, London, Milan, Paris, Tokyo (2001).
- [2] W.D. Knight, K. Clemenger, W.A. de Heer, W.A. Saunders, *et al Phys. Rev. Lett.* **52**, 2141 (1984)
- [3] W. Ekardt (ed.), *Metal Clusters* (Wiley, New York, 1999)
- [4] H.W. Kroto et al., *Nature* **318**, 163 (1985)
- [5] O. Echt et al, *Phys. Rev. Lett.* **47**, 1122 (1981)
- [6] H. Haberland (ed.), *Clusters of Atoms and Molecules, Theory, Experiment and Clusters of Atoms* (Springer Series in Chemical Physics, Berlin **52**, 1994)
- [7] A.A. Radzig and B.M. Smirnov, *Parameters of atoms and atomic ions* (Energoatomizdat, Moscow, 1986)
- [8] A. Bohr and B.R. Mottelson, *Nuclear Structure* (W.A. Benjamin, inc., New York, Amsterdam, 1969)