

NUCLEON-NUCLEON SCATTERING IN EFFECTIVE FIELD THEORY^a

G. RUPAK, N. SHORESH
*Department of Physics, University of Washington,
 Seattle, WA 98195, USA*

I outline the effective field theory (EFT) calculation of nucleon-nucleon scattering which was recently carried out to next-to-next-to-leading order (NNLO) by Noam Shores and myself. In this calculation only potential pion contributions are included. These are the leading contributions from pions. A toy model was also considered in which potential pions are the only pion effects. The effective range expansion (ERE), which is valid for low energies, is used to derive matching conditions on some of the EFT couplings. Renormalization group flow analysis is used to fix the rest of the couplings leaving no free parameters at NNLO.

1 Introduction

Effective Field Theory (EFT) is useful for systems with a clear separation of scales. This is the case in nucleon-nucleon scattering, where the light pions have a mass of $m_\pi \sim 140\text{MeV}$, and the next particle to consider, the ρ meson, only comes in at $m_\rho \sim 770\text{MeV}$. In describing the two-nucleon system, however, special care is needed because of the appearance of a new low energy scale, namely the singlet channel scattering length. The Kaplan-Savage-Wise (KSW) power counting scheme¹ was formulated to address this issue.

In the EFT where the pions are included explicitly, the contribution of loops containing pions can be separated into (a) potential pions and (b) radiation and soft pions. Potential pions, corresponding to instantaneous pion exchanges, arise when the nucleons in the loop are put on-shell. Since both nucleons can be put simultaneously on-shell these contributions are enhanced. The radiation and soft pions enter when the *pions* are put on shell and describe retardation pion effects.

In this talk I describe the contribution of the potential pions alone². It is argued below, Subsection 8.2, that this is sufficient for a next-to-next-leading order (NNLO) calculation of nucleon-nucleon 1S_0 scattering amplitude at external energies close to the pion production threshold. At energies much below this threshold, there could be contributions from radiation and soft pions. Nevertheless, the calculation with only potential pions serves as a probe for a better understanding of the KSW power counting, the appropriate fitting procedure and the role of renormalization group flow analysis. It is worth-

^aNT@UW-99-34

while to consider a model in which only potential pions exist, and one does not have to worry about the effects of the unaccounted for radiation and soft pions. Such is the two-Yukawa model described in Section 2. The effective Lagrangian with potential pions for center of mass momentum $p \leq m_\rho/2$ is described in Section 3. KSW power counting is briefly reviewed in Section 4. The next-to-leading order (NLO) and NNLO scattering amplitude is calculated in Section 5 and 6 respectively. In Subsection 7.1, some of the EFT couplings are determined from low energy matching conditions for the amplitudes. Renormalization group (RG) flow analysis in Subsection 7.2 fixes the rest of the couplings. Results for the toy model are presented in Subsection 8.1, whereas in Subsection 8.2 I have included the corresponding results for real 1S_0 scattering.

There are also relativistic corrections to the amplitude at NNLO due to the finite mass of the nucleons. These effects are very small compared to the potential pion contributions and can be neglected.

2 The Toy Model

We consider a toy model in which non-relativistic nucleons interact via two instantaneous Yukawa potentials:

$$V(r) = -g_\pi \frac{e^{-m_\pi r}}{4\pi r} - g_\rho \frac{e^{-m_\rho r}}{4\pi r} \quad (1)$$

(r is the distance between the nucleons). This model is complex enough in the sense that the interactions involve two well separated scales. The Yukawa potentials describe the instantaneous exchange of the π and a scalar ρ meson (without the complications of retardation effects³).

The realistic 1S_0 one pion exchange amplitude (here given in momentum space) is

$$\left(-\frac{g_A^2}{2f_\pi^2}\right) \frac{p^2}{p^2 + m_\pi^2} = -\frac{g_A^2}{2f_\pi^2} + \frac{g_A^2}{2f_\pi^2} \frac{m_\pi^2}{p^2 + m_\pi^2}, \quad (2)$$

where the first term is a contact interaction, and the second is the Yukawa part. The contact interaction is not included in the toy model. g_π is chosen to reproduce the Yukawa part. Comparing Eq. (2) and Eq. (1), we set

$$g_\pi = \frac{g_A^2 m_\pi^2}{2f_\pi^2}. \quad (3)$$

The nucleon mass is taken to be $M = 940$ MeV, as well as $m_\pi = 140$ MeV, $m_\rho = 770$ MeV, $f_\pi = 132$ MeV and $g_A = 1.25$. g_ρ is tuned to give a large scattering length ($g_\rho = 13.5 \rightarrow a = -24.7$ fm) by numerically solving the Schroedinger equation with this potential.

The potential pion contribution to the field theory amplitude in this toy model and the real 1S_0 nucleon-nucleon scattering are the same. One might wonder about the contact piece in Eq. (2) that was neglected. As will be explained in Section 5, in the field theory amplitude the contact piece of the one-pion-exchange (OPE) can be absorbed in the definition of one of the 4-nucleon couplings.

3 The Effective Lagrangian

The effective Lagrangian for the toy model appropriate for center of mass energies much smaller than m_ρ is presented here. The effects of the short range force, ρ exchanges, are reproduced in the EFT by contact interactions. It is convenient⁴ to separate the effective Lagrangian in terms of the number of nucleon fields present:

$$\mathcal{L} = \mathcal{L}_1 + \mathcal{L}_2 + \dots,$$

where \mathcal{L}_n describes the propagation or scattering of n nucleons. \mathcal{L}_1 is the usual kinetic energy term

$$\mathcal{L}_1 = N^\dagger (i\partial_0 + \vec{\nabla}^2/2M)N, \quad (4)$$

where the isodoublet field N represents the nucleons:

$$N = \begin{pmatrix} p \\ n \end{pmatrix}.$$

Next, we write $\mathcal{L}_2^{(^1S_0)}$, the part of \mathcal{L}_2 that has non-vanishing matrix elements between 1S_0 states. The matrices P_k ⁴ are used to project onto the 1S_0 state,

$$P_k \equiv \frac{1}{\sqrt{8}}\sigma_2 \otimes \tau_2 \tau_k,$$

where the σ matrices act on the nucleon spin space and the τ matrices act on the nucleon isospin space. The result is^{1,2,4}:

$$\begin{aligned} \mathcal{L}_2^{(^1S_0)} = & -\left(\frac{\mu}{2}\right)^{4-D} (C_0 + D_2 m_\pi^2 + D_4 m_\pi^4 + \dots) (N^T P_i N)^\dagger (N^T P_i N) \\ & + \left(\frac{\mu}{2}\right)^{4-D} \left(\frac{1}{8}C_2 + \frac{1}{8}D_4^{(2)} m_\pi^2 + \dots\right) [(N^T P_i N)^\dagger (N^T P_i (\overleftrightarrow{\nabla})^2 N) + h.c] \\ & + \dots \end{aligned} \quad (5)$$

(summation over the repeated isospin index i is implied.)

We use dimensional regularization where the Lagrangian is given in D space-time dimensions and $\mu/2$ is an arbitrary mass scale introduced so that the couplings C_{2n} , $D_{2n}^{(2m)}$ have the same units in any dimension D . C_{2n} are the coefficients of contact interactions containing $2n$ derivatives and $D_{2n}^{(2m)}$ are coefficients of contact interactions involving $2m$ derivatives and $2(n-m)$ powers of the pion mass. We use the convention $D_{2n} \equiv D_{2n}^{(0)}$, $C_{2n} \equiv D_{2n}^{(2n)}$. The ellipses indicate operators with higher powers of derivatives or pion mass insertions.

The interaction with the pions is described by a non-local term in the action:

$$\begin{aligned} S_\pi &= \int d^D x d^D y (N^T(x) P_i N(x))^\dagger g_\pi \frac{e^{-m_\pi |\mathbf{x}-\mathbf{y}|}}{4\pi |\mathbf{x}-\mathbf{y}|} \delta(x^0 - y^0) (N^T(y) P_i N(y)) \\ &= \int d^D p d^D p' (N^T(p) P_i N(p))^\dagger \frac{g_A^2}{2f^2} \frac{m_\pi^2}{|\mathbf{p}-\mathbf{p}'|^2 + m_\pi^2} (N^T(p') P_i N(p')). \end{aligned} \quad (6)$$

Once the effective Lagrangian has been described, one needs a power counting scheme, i.e. a set of rules that determine the relative sizes of diagrams contributing to the scattering process.

4 The power counting

KSW power counting is motivated by the large scattering length a . It can be better understood by looking at the singlet channel amplitude at very low energy where even the pions can be treated as heavy particles and hence integrated out. The effective field theory amplitude is related to the phase shift by

$$\mathcal{A} = \frac{4\pi}{M} \frac{1}{p \cot \delta - ip}, \quad (7)$$

where $p = \sqrt{ME}$ is the center of mass momentum and δ is the singlet channel phase shift. For low energies one can write⁵ the effective range expansion (ERE):

$$\begin{aligned} p \cot \delta &= -\frac{1}{a} + \frac{1}{2} \sum_{n=0}^{\infty} r_n p^{2(n+1)} \\ &= -\gamma + \frac{1}{2} \sum_{n=0}^{\infty} s_n (p^2 + \gamma^2)^{n+1}. \end{aligned} \quad (8)$$

Here the scattering length a can be arbitrarily large, while the other coefficients r_0, r_1, \dots are assumed to be of natural sizes, $r_n \sim 1/\Lambda^{2n+1}$, where $\Lambda \sim m_\pi$ is the cut-off for this low energy theory. p is taken to be small compared to the high energy cut-off Λ but not compared to $1/a \ll \Lambda$. The coefficients in the two different ERE expansions are related perturbatively. The first two terms are

$$\begin{aligned}\frac{1}{a} &= \gamma - \frac{1}{2}\gamma^2 s_0 + \mathcal{O}(\gamma^4) \\ r_0 &= s_0 + 2\gamma^2 s_1 + \mathcal{O}(\gamma^4).\end{aligned}\tag{9}$$

The difference between γ and $1/a$ enters at NLO, whereas the difference between s_0 and r_0 is only important at orders higher than NNLO.

Substituting Eq. (8) in Eq. (7), it can be seen that the amplitude has a pole at $p = i\gamma$ and this sets the radius of convergence for the Taylor expansion about $p = 0$. Formally identifying $\gamma, p \sim Q$, where Q/Λ is the expansion parameter, the amplitude Eq. (7) can be expanded about the pole in powers of p/Λ and γ/Λ ,

$$\begin{aligned}\mathcal{A} &= -\frac{4\pi}{M} \frac{1}{\gamma + ip} \left[1 + \frac{s_0}{2} \frac{p^2 + \gamma^2}{\gamma + ip} + \left(\frac{s_0}{2}\right)^2 \frac{(p^2 + \gamma^2)^2}{(\gamma + ip)^2} \right. \\ &\quad \left. + \left(\frac{s_0}{2}\right)^3 \frac{(p^2 + \gamma^2)^3}{(\gamma + ip)^3} + \frac{s_1}{2} \frac{(p^2 + \gamma^2)^2}{\gamma + ip} + \dots \right] \\ &= -\frac{4\pi}{M} \frac{1}{\gamma + ip} \left[1 + \frac{s_0}{2}(\gamma - ip) + \left(\frac{s_0}{2}\right)^2 (\gamma - ip)^2 \right. \\ &\quad \left. + \left(\frac{s_0}{2}\right)^3 (\gamma - ip)^3 + \frac{s_1}{2}(\gamma - ip)^2(\gamma + ip) + \dots \right] \\ &\equiv \sum_{n=-1}^{\infty} \mathcal{A}_n, \quad \mathcal{A}_n \sim Q^n.\end{aligned}\tag{10}$$

In KSW power counting the field theory amplitude is organized as an expansion in Q , Eq. (10). It has been shown⁶ that the leading term in expansion Eq. (10) is obtained by summing up the bubble chains in Fig. 1 with insertions of C_0 , giving the leading order (LO) amplitude:

$$\mathcal{A}_{-1} = \frac{-C_0}{1 + iC_0 L},\tag{11}$$

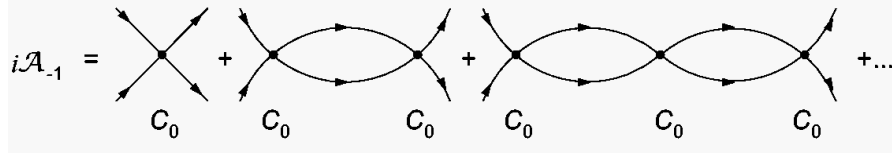


Figure 1: Leading order contribution \mathcal{A}_{-1} from non-perturbative insertions of C_0 .

where L is the loop integral

$$\begin{aligned}
 L &= \left(\frac{\mu}{2}\right)^{4-D} \int \frac{d^D q}{(2\pi)^D} \frac{i}{\frac{E}{2} - q_0 - \frac{q^2}{2M} + i\epsilon} \frac{i}{\frac{E}{2} + q_0 - \frac{q^2}{2M} + i\epsilon} \\
 &= -iM \left(\frac{\mu}{2}\right)^{4-D} \int \frac{d^{D-1} \mathbf{q}}{(2\pi)^{D-1}} \frac{1}{q^2 - EM - i\epsilon} = -i \frac{M}{4\pi} (X_{sub} + ip). \quad (12)
 \end{aligned}$$

A subtraction scheme that reproduces the KSW power counting is the power divergence subtraction (PDS) scheme that was introduced in¹. In PDS one subtracts the poles of L in both $D = 4$ and $D = 3$ dimension (which gives $X_{sub} = \mu$ in Eq. (12)). Setting $\mu \sim p$, all the diagrams contributing to the bubble chains are rendered equal in size ($\sim 1/p$). This justifies summing up the bubble graphs at LO.

In the theory with pions, pion effects are assumed to be perturbative. From the PDS scheme follows a power counting scheme - KSW - in which:

- The expansion parameter is Q/Λ , where $p, \mu, m_\pi \sim Q$.
- $\mathcal{A} = \sum_{n=-1}^{\infty} \mathcal{A}_n$, $\mathcal{A}_n \sim Q^n$.
- The renormalized coupling $C_0 = C_0(\mu)$ scales as $1/\mu \sim 1/Q$, and more generally the renormalized couplings $C_{2n}, D_{2n}^{(2m)}$ scale as $1/Q^{n+1}$.

Some immediate consequences are:

- The loop integral L scales like p or μ , i.e. $\mathcal{O}(Q)$. Therefore, adding a C_0 and a loop L to a diagram does not change its order since the powers of Q cancel. It is now required to dress each diagram in the theory by C_0 to all orders. (This is diagrammatically represented by the “blob”, Fig. 2).
- When the nucleons are put on shell, nucleon propagators scale as $1/Q^2$ and loop integrals $\int dq^4$ scale as Q^5 .

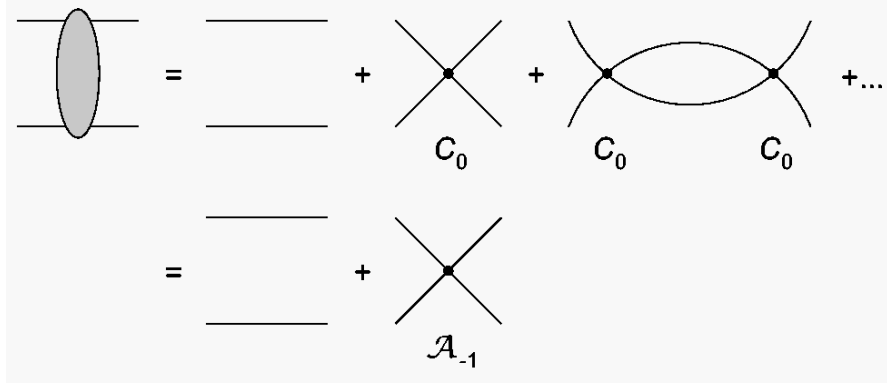


Figure 2: Definition of the “blob”.

This theory should correctly describe the physics at momentum below $\Lambda \sim m_\rho/2$, which is the scale associated with the cut in the amplitude due to ρ exchange. A calculation to order Q^n is expected to be accurate up to an error of $\sim (Q/\Lambda)^{n+1}$.

It is a key feature of the KSW power counting that the LO amplitude has the right pole, or the correct scattering length. However, at higher orders there are contributions that move the position of the pole in the amplitude and counterterms must be introduced to cancel these effects. This is done by expanding the EFT couplings in powers of Q ^{2,7,8}:

$$\begin{aligned}
 C_0 &= C_{0,-1} + C_{0,0} + C_{0,1} + \cdots \\
 C_2 &= C_{2,-2} + C_{2,-1} + \cdots \\
 C_4 &= C_{4,-3} + C_{4,-2} + \cdots \\
 &\vdots
 \end{aligned}
 \tag{13}$$

where the second subscript denotes the scaling with powers of Q .

In the last three sections, all the components of the computational framework of the EFT for nucleons have been identified: the effective Lagrangian (Feynman rules), the regularization and subtraction methods, and the power counting scheme that organizes the diagrams of the theory in a perturbative series. In the following sections we apply this formalism to the calculation of the 1S_0 scattering amplitude.

5 The Amplitude at NLO

In the theory with truly dynamical pions, the contact piece of the pion exchange can be re-absorbed in the definition of $C_{0,0}$. Hence, there is no difference in the potential pion amplitude for this toy model and the real N-N scattering amplitude. The potential pion contribution at NLO has already been calculated before¹. I include the calculation here for completeness and clarity.

At NLO, we need to consider local operators that make up the following four-nucleon vertices, classified here according to their Q counting:

$$\begin{aligned}\mathcal{O}(Q^{-1}) &: -C_{0,-1} \\ \mathcal{O}(Q^0) &: -\frac{(\mathbf{q}_1^2 + \mathbf{q}_2^2)}{2}C_{2,-2}; -C_{0,0}; -m_\pi^2 D_{2,-2}\end{aligned}$$

with $\mathbf{q}_1, \mathbf{q}_2$ the single nucleon incoming and outgoing momenta, in the center of mass coordinates. Only the linear combination $C_{0,0} + m_\pi^2 D_{2,-2}$ appears in the amplitude, and it is denoted by $B_{0,0}$. From this point on we adopt the convention that the second subscript is omitted from leading couplings, so that, for instance, C_0 stands for $C_{0,-1}$, C_2 is really $C_{2,-2}$, etc.

The diagrams contributing to the NLO amplitude are shown in Fig. 3. The amplitude is

$$\mathcal{A}_0 = \mathcal{A}_0^{(0\pi)} + \mathcal{A}_0^{(\pi)}$$

where $\mathcal{A}_0^{(0\pi)}$ includes all the diagrams with no pion exchange, and $\mathcal{A}_0^{(\pi)}$ contains all the diagrams with a single pion exchange. It is convenient to express Fig. 3(b) and Fig. 3(c) in terms of the loop integrals P_1 and P_2 , so that

$$\begin{aligned}\mathcal{A}_0^{(0\pi)} &= (1 + i\mathcal{A}_{-1}L)^2(-B_{0,0} - C_2p^2) \\ \mathcal{A}_0^{(\pi)} &= \frac{g_A^2}{2f^2} \frac{m_\pi^2}{4p^2} \ln\left(1 + \frac{4p^2}{m_\pi^2}\right) + 2(\mathcal{A}_{-1})P_1 + i(\mathcal{A}_{-1})^2P_2,\end{aligned}\quad (14)$$

with the definitions

$$\begin{aligned}P_1 &\equiv i \frac{g_A^2}{2f^2} m_\pi^2 \left(\frac{\mu}{2}\right)^{4-D} \int \frac{d^D q}{(2\pi)^D} \frac{i}{\frac{E}{2} + q_0 - \frac{q^2}{2M} + i\epsilon} \\ &\quad \times \frac{i}{\frac{E}{2} - q_0 - \frac{q^2}{2M} + i\epsilon} \frac{1}{(\mathbf{q} - \mathbf{p})^2 + m_\pi^2} \\ &\stackrel{PDS}{\rightarrow} \frac{1}{8\pi} \frac{g_A^2}{2f^2} \frac{m_\pi^2 M}{p} \left(\arctan\left(2\frac{p}{m_\pi}\right) + \frac{i}{2} \ln\left(1 + 4\frac{p^2}{m_\pi^2}\right) \right)\end{aligned}\quad (15)$$

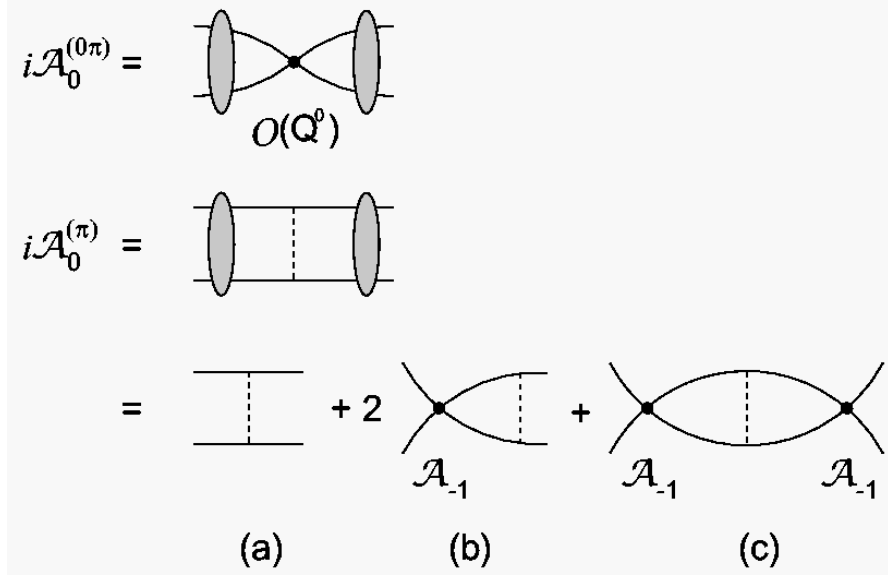


Figure 3: Next-to-leading order contribution \mathcal{A}_0 .

and

$$\begin{aligned}
P_2 &\equiv i \frac{g_A^2}{2f^2} m_\pi^2 \left(\frac{\mu}{2}\right)^{8-2D} \int \frac{d^D q}{(2\pi)^D} \frac{d^D l}{(2\pi)^D} \frac{i}{\frac{E}{2} + q_0 - \frac{q^2}{2M} + i\epsilon} \\
&\times \frac{i}{\frac{E}{2} - q_0 - \frac{q^2}{2M} + i\epsilon} \frac{i}{\frac{E}{2} + l_0 - \frac{l^2}{2M} + i\epsilon} \frac{i}{\frac{E}{2} - l_0 - \frac{l^2}{2M} + i\epsilon} \frac{1}{(\mathbf{1} - \mathbf{q})^2 + m_\pi^2} \\
&\xrightarrow{PDS} -i \frac{g_A^2}{2f^2} \frac{m_\pi^2 M^2}{32\pi^2} \left(-\gamma_E + \ln(\pi) + 1 \right. \\
&\quad \left. - 2 \ln\left(\frac{m_\pi}{\mu}\right) - 2 \ln\left(1 - i2\frac{p}{m_\pi}\right) \right). \quad (16)
\end{aligned}$$

Eq. (16), where only the poles have been subtracted, differs from an earlier calculation of P_2 ¹ that involved finite subtractions.

6 The Amplitude at NNLO

At this order, there are insertions of three kinds of local operators, listed here according to their Q counting:

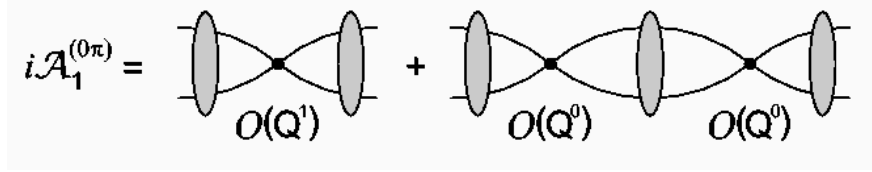


Figure 4: Next-to-next-to-leading order contribution $\mathcal{A}_1^{(0\pi)}$ from diagrams with no pion exchange.

$$\begin{aligned}
\mathcal{O}(Q^{-1}) &: -C_0 \\
\mathcal{O}(Q^0) &: -B_{0,0}; -\frac{(\mathbf{q}_1^2 + \mathbf{q}_2^2)}{2} C_2 \\
\mathcal{O}(Q^1) &: -B_{0,1}; -\frac{(\mathbf{q}_1^2 + \mathbf{q}_2^2)}{2} B_{2,-1}; -p^4 C_4
\end{aligned}$$

There are 3 new couplings that enter at this order: $B_{0,1} \equiv C_{0,1} + m_\pi^2 D_{2,-1} + m_\pi^4 D_4$, $B_{2,-1} \equiv C_{2,-1} + m_\pi^2 D_4^{(2)}$ and C_4 . The NNLO amplitude is

$$\mathcal{A}_1 = \mathcal{A}_1^{(0\pi)} + \mathcal{A}_1^{(\pi)} + \mathcal{A}_1^{(\pi\pi)}.$$

6.1 $\mathcal{A}_1^{(0\pi)}$

The diagrams in Fig. 4 are generated by two insertions of $\mathcal{O}(Q^0)$ operators or a single insertion of $\mathcal{O}(Q^1)$ operator, and give:

$$\begin{aligned}
\mathcal{A}_1^{(0\pi)} &= (1 + i\mathcal{A}_{-1}L)^2 (-C_4 p^4 - B_{2,-1} p^2 - B_{0,1}) \\
&\quad + i(1 + i\mathcal{A}_{-1}L)^3 L (-C_2 p^2 - B_{0,0})^2.
\end{aligned} \tag{17}$$

6.2 $\mathcal{A}_1^{(\pi)}$

All the diagrams of Fig. 5 are generated by insertions of local operators of order $\mathcal{O}(Q^0)$ and a single pion exchange. The one pion exchange contribution at this order is

$$\begin{aligned}
\mathcal{A}_1^{(\pi)} &= 2(1 + i\mathcal{A}_{-1}L)^2 (-C_2 p^2 - B_{0,0})(P_1 + P_2(i\mathcal{A}_{-1})) \\
&\quad + 2(1 + i\mathcal{A}_{-1}L) \left(-\frac{C_2}{2}\right) (Q_1 + Q_2(i\mathcal{A}_{-1})),
\end{aligned} \tag{18}$$

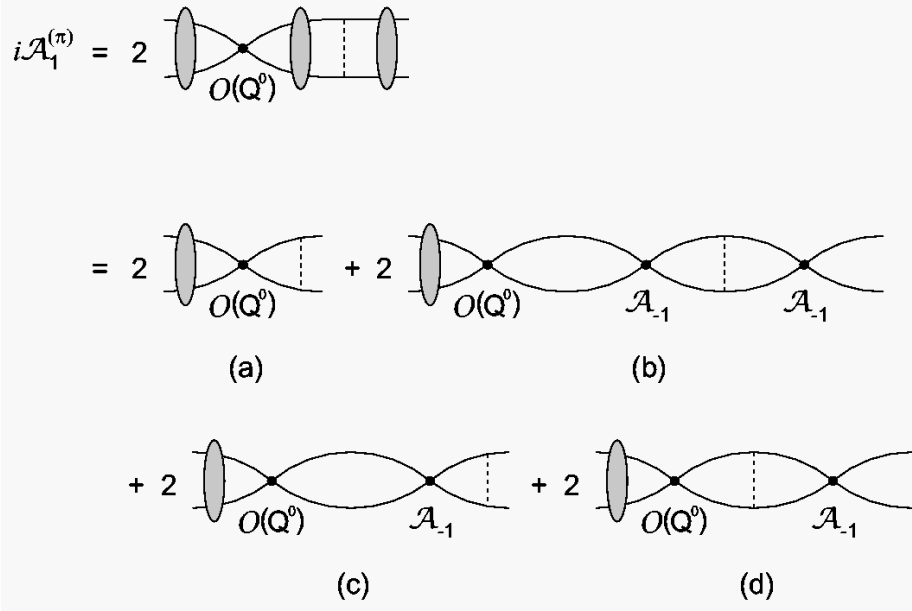


Figure 5: Next-to-next-to-leading order contribution $\mathcal{A}_1^{(\pi)}$ from one pion exchange diagrams.

where

$$\begin{aligned}
Q_1 &\equiv \frac{g_A^2}{2f^2} m_\pi^2 M \left(\frac{\mu}{2}\right)^{4-D} \int \frac{d^{D-1}\mathbf{q}}{(2\pi)^{D-1}} \frac{1}{(\mathbf{q}-\mathbf{p})^2 + m_\pi^2} \\
&\xrightarrow{PDS} \frac{g_A^2}{2f^2} m_\pi^2 M \left(\frac{\mu - m_\pi}{4\pi}\right), \tag{19}
\end{aligned}$$

and

$$\begin{aligned}
Q_2 &\equiv -i \frac{g_A^2}{2f^2} m_\pi^2 M^2 \left(\frac{\mu}{2}\right)^{8-2D} \int \frac{d^{D-1}\mathbf{q}}{(2\pi)^{D-1}} \frac{d^{D-1}\mathbf{l}}{(2\pi)^{D-1}} \frac{1}{l^2 - p^2 - i\epsilon} \\
&\quad \times \frac{1}{(\mathbf{q}-\mathbf{l})^2 + m_\pi^2} \\
&= Q_1 L \\
&\xrightarrow{PDS} -i \frac{g_A^2}{2f^2} m_\pi^2 M^2 \left(\frac{\mu - m_\pi}{4\pi}\right) \left(\frac{\mu + ip}{4\pi}\right), \tag{20}
\end{aligned}$$

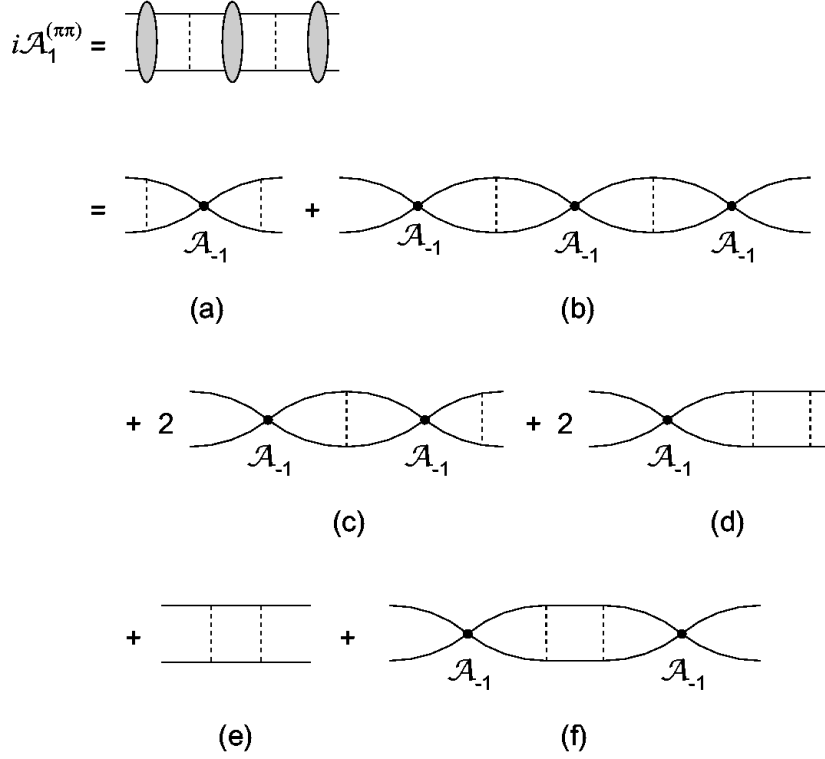


Figure 6: Next-to-next-to-leading order contribution $\mathcal{A}_1^{(\pi\pi)}$ from two pion exchange diagrams.

and $P_{1,2}$ are defined in Section 5. In carrying out the subtractions in Q_1 and Q_2 , some care is needed. The poles and the corresponding counterterms should be calculated treating C_0 perturbatively.

6.3 $\mathcal{A}_1^{(\pi\pi)}$

Fig. 6 contains the diagrams of this set. The graphs Fig. 6(e), (d) and (f) can be written in terms of analytic functions $I_1(p)$, $I_2(p)$ and $I_3(p)$ respectively which are presented in the Appendix. The rest of the diagrams can be written in terms of expressions that have already been defined. We find

$$\mathcal{A}_1^{(\pi\pi)} = -iI_1 + 2(\mathcal{A}_{-1})I_2 + i(\mathcal{A}_{-1})^2I_3$$

$$+P_1(\mathcal{A}_{-1})P_1 + 2i(\mathcal{A}_{-1})^2P_1P_2 - (\mathcal{A}_{-1})^3(P_2)^2. \quad (21)$$

In the last two sections, we have calculated an expression for the LO+NLO+NNLO amplitude in terms of six independent free parameters C_0 , $B_{0,0}$, C_2 , $B_{0,1}$, $B_{2,-1}$ and C_4 . The table below shows the new free parameters introduced at each order in the expansion.

LO:	C_0		
NLO:	$B_{0,0}$	C_2	
NNLO:	$B_{0,1}$	$B_{2,-1}$	C_4

When the number of parameters is doubled (from NLO to NNLO) it is hard to consider an improvement of the fit as evidence for the convergence of the EFT expansion. Therefore, it is desirable to find theoretically viable ways to reduce the number of independent parameters. This is the subject of the next section.

7 Determining the Effective Field Theory Couplings

7.1 Matching conditions

In this subsection I discuss a method for deriving conditions that reduce the number of free parameters. The guiding principle is simple: the leading couplings are defined in such a way that certain features of the low energy phase shift (like the effective range expansion parameters) are reproduced exactly. Conditions are then imposed on the sub-leading couplings so that these features are not modified at higher orders. Similar matching conditions were introduced in⁷.

From Eq. (7), the Q expansion of $p \cot \delta$ in terms of the amplitude $\mathcal{A} = \mathcal{A}_{-1} + \mathcal{A}_0 + \mathcal{A}_1 + \dots$, is

$$p \cot \delta = ip + \frac{4\pi}{M\mathcal{A}_{-1}} - \frac{4\pi}{M\mathcal{A}_{-1}} \frac{\mathcal{A}_0}{\mathcal{A}_{-1}} + \frac{4\pi}{M\mathcal{A}_{-1}} \left(\frac{\mathcal{A}_0^2}{\mathcal{A}_{-1}^2} - \frac{\mathcal{A}_1}{\mathcal{A}_{-1}} \right) + \dots. \quad (22)$$

At low energies, the same quantity is given by expansion Eq. (8):

$$p \cot \delta = -\gamma + \frac{1}{2}s_0(p^2 + \gamma^2) + \frac{1}{2}s_1(p^2 + \gamma^2)^2 + \dots. \quad (23)$$

where $p \cot \delta$ has been expanded about $p^2 = -\gamma^2$ (or $p = \pm i\gamma$).

The LO amplitude contributes only a constant to $p \cot \delta$. C_0 is determined by requiring

$$ip + \frac{4\pi}{M\mathcal{A}_{-1}} = -\gamma. \quad (24)$$

This puts the pole in the amplitude at $p = i\gamma$. At NLO and NNLO there are more constant contributions to $p \cot \delta$. The requirements that the position of the pole does not shift at NLO, nor at NNLO, reduce to:

$$\begin{aligned} \text{NLO} : \mathcal{A}_0|_{p=-i\gamma} &= 0 \\ \text{NNLO} : \mathcal{A}_1|_{p=-i\gamma} &= 0. \end{aligned} \quad (25)$$

These conditions determine the couplings $B_{0,0}$ and $B_{0,1}$. Similarly, one requires that s_0 in Eq. (23) is determined at NLO by C_2 :

$$\frac{\partial}{\partial p^2} \left(-\frac{4\pi}{M\mathcal{A}_{-1}} \frac{\mathcal{A}_0}{\mathcal{A}_{-1}} \right) \Big|_{p^2=-\gamma^2} = \frac{1}{2}s_0, \quad (26)$$

and that higher order (NNLO) effects do not change s_0 :

$$\text{NNLO} : \frac{\partial}{\partial p} \mathcal{A}_1|_{p=-i\gamma} = 0. \quad (27)$$

This condition determines $B_{2,-1}$. (Eqns. (25) and (27) can be more directly obtained by considering the expansion of the amplitude Eq. (10).) Note that at NNLO, fixing γ is not exactly the same as fitting the scattering length a whereas reproducing s_0 is essentially identical to fixing the effective range r_0 .

The values of γ and s_0 are used to determine C_0 and C_2 . One can determine C_4 from s_1 , the next free parameter in the expansion Eq. (23). However, as in the theory without pions^{1,9}, it can be shown using RG analysis that at NNLO, C_4 is completely determined. This is done below.

7.2 Renormalization group flow

The RG equations are derived by requiring that the amplitude be exactly μ independent at each order in Q for any value of p . The solutions to the RG equations for C_0 and C_2 are:

$$\begin{aligned} C_0(\mu) &= \frac{4\pi}{M} \left(\frac{1}{\xi_{C_0}} - \mu \right)^{-1} \\ C_2(\mu) &= \xi_{C_2} \left(\frac{MC_0(\mu)}{4\pi} \right)^2. \end{aligned} \quad (28)$$

The integration constants ξ_{C_0} and ξ_{C_2} are determined by boundary conditions. The other coupling constants, denoted here by X , have the general solution

$$X(\mu) = \xi_X \left(\frac{MC_0(\mu)}{4\pi} \right)^2 + f_X(C_0(\mu), B_{0,0}(\mu), C_2(\mu); \mu) \quad (29)$$

where f_X is known, and the only freedom in X is in the constant ξ_X , determined by boundary conditions. Specifically,

$$\begin{aligned}
B_{0,0} &= \left(\frac{MC_0}{4\pi}\right)^2 \left(\xi_{B_{0,0}} + \frac{g_A^2}{2f^2} m_\pi^2 \ln\left(\frac{\mu}{M}\right)\right) \\
B_{0,1} &= \frac{B_{0,0}^2}{C_0} - \frac{g_A^2}{2f^2} m_\pi^2 \frac{M\mu}{4\pi} C_2 + \xi_{B_{0,1}} \left(\frac{MC_0}{4\pi}\right)^2 \\
B_{2,-1} &= \frac{2B_{0,0}C_2}{C_0} + \xi_{B_{2,-1}} \left(\frac{MC_0}{4\pi}\right)^2 \\
C_4 &= \frac{C_2^2}{C_0} + \xi_{C_4} \left(\frac{MC_0}{4\pi}\right)^2.
\end{aligned} \tag{30}$$

Examination of the solutions in Eq. (30) shows that the μ scaling of some couplings do not agree with their expected Q counting. To determine the Q counting one also needs to know the Q counting of the RG constants ξ_X . That γ can make up Q counting for some of the ξ_X s was already shown in the theory without pions, where, for example, $C_{2,-1} \sim \gamma^2/(\mu - \gamma)^3$ ^{2,8}. It is possible, however, to determine the Q scaling of the leading couplings. We demonstrate this point by discussing directly the coupling C_4 , which has power counting of $1/Q^3$. The second term in the solution to the RG equation for C_4 (Eq. (30)) is $\sim \xi_{C_4}/\mu^2$. In order for it to contribute at NNLO, ξ_{C_4} should be $\mathcal{O}(1/Q)$. Since C_4 has a sensible large scattering length ($\gamma \rightarrow 0$) limit, the possibility $\xi_{C_4} \sim 1/\gamma$ is ruled out. It is also assumed that C_4 is associated with short distance physics and thus it is fundamentally independent of pion physics. These considerations allow setting $\xi_{C_4} = 0$ at this order, and have C_4 be completely determined by C_0 and C_2 . There are in fact no new parameters at NNLO!

In the next section we check how well the EFT reproduces the phase shift of the toy model and the real data when the matching conditions derived in the last two subsections are imposed.

8 Results

The 1S_0 scattering cross section σ is related to the phase shift and amplitude by

$$\begin{aligned}
\sigma &= \frac{4\pi}{p^2} \sin^2 \delta \\
&= \frac{M^2}{4\pi} |\mathcal{A}|^2
\end{aligned} \tag{31}$$

which can be expanded in powers of Q (writing $\sigma = \sigma_{-2} + \sigma_{-1} + \sigma_0 + \dots$):

$$\begin{aligned}\sigma_{-2} &= \frac{M^2}{4\pi} |\mathcal{A}_{-1}|^2 \\ \sigma_{-1} &= \frac{M^2}{4\pi} (\mathcal{A}_0 \mathcal{A}_{-1}^* + \mathcal{A}_0^* \mathcal{A}_{-1}) \\ \sigma_0 &= \frac{M^2}{4\pi} (\mathcal{A}_{-1} \mathcal{A}_1^* + \mathcal{A}_{-1}^* \mathcal{A}_1 + |\mathcal{A}_0|^2).\end{aligned}\tag{32}$$

There are several advantages to using σ as opposed to δ in comparing EFT result to data. The experimentally measured cross section σ can be related to the sizes of the absolute value of the amplitude Eq. (32). δ is very sensitive to the value of r_1 and other higher moment coefficients and it is reflected in the value of C_4 that one chooses. This problem is avoided if one plots σ or $\sin^2 \delta$ instead, where the effects of r_1 or ξ_{C_4} are truly sub-leading.

In the following subsections we compare the EFT result with the exact phase shift from the toy model, and also do the corresponding comparisons for the real 1S_0 phase shift. We consider how well the data is reproduced by the EFT, whether the expansion is converging, and what is the breakdown scale.

8.1 Results for the toy model

For the toy model, $\gamma = -7.743$ MeV and $s_0 = 1.584$ fm and these values are used to determine the couplings. The results are presented in Fig 7. Fig 7 (a) shows a clear improvement of fit as we go to higher order in the expansion. The NNLO result is a prediction as we do not introduce any new free parameter. Fig. 7 (b). shows the errors¹⁰ at each order, $\Delta \equiv |\sin^2(\delta)_{EFT} - \sin^2(\delta)_{exact}|$, on a log-log scale. The breakdown scale, where the errors become comparable, can be read off of the error plot to be ~ 520 MeV which is slightly higher than the expected $m_\rho/2$.

Table 1 shows the couplings at $\mu = m_\pi$. The entries are given in units of fm^2 . To make a direct comparison of the couplings easier, we included the momentum factors from the operators $C_2 p^2$, $B_{2,-1} p^2$ and $C_4 p^4$, evaluated at $p = m_\pi$. From the table we see a hierarchy in the sizes of the couplings corresponding to the orders in the expansion. This is a verification of the power counting scheme. A rough estimate of the expansion parameter is $Q/\Lambda \sim m_\pi/(m_\rho/2) \sim 1/3$, which is also suggested by the table.

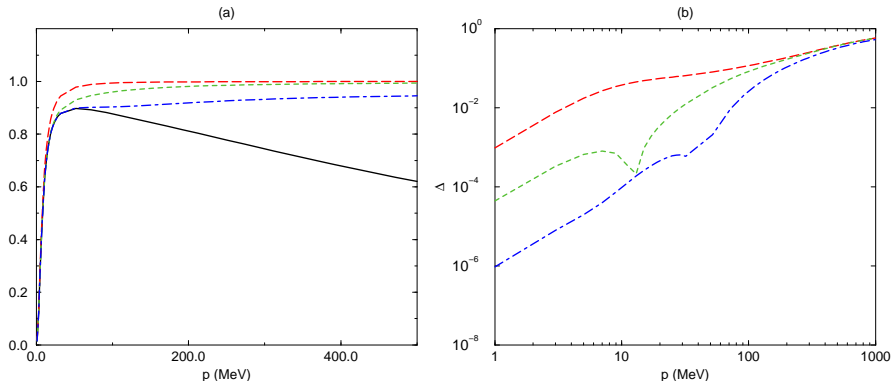


Figure 7: Toy model: (a) $\sin^2(\delta)$ vs. p (MeV); (b) log-log plot of $\Delta \equiv |\sin^2(\delta)_{EFT} - \sin^2(\delta)_{exact}|$ vs. p (MeV). The exact phase shift is described by the solid curve. The long-dashed curves denote the LO phase shift and error, the dashed curves are the NLO results, and the dot-dashed curves describe the NNLO results.

Table 1: Renormalized couplings for the toy model at $\mu = m_\pi$ in units of fm^2 .

LO	NLO		NNLO		
C_0	$C_2 m_\pi^2$	$B_{0,0}$	$B_{0,1}$	$B_{2,-1} m_\pi^2$	$C_4 m_\pi^4$
-3.526	0.06912	1.412	0.5620	0.2886	-0.001355

8.2 Results for the real 1S_0 scattering

Let us recall that in the KSW power counting the LO amplitude, which is inversely proportional to the momentum p , is calculated in terms of a non-perturbative dimension 6 four-nucleon operator. The other higher derivative operators and pion exchanges are treated perturbatively. The expansion parameter is Q/Λ with $p, m_\pi \sim Q$ and Λ some high energy cut-off, and at $p \sim Q$ the LO amplitude scales as $1/Q$. Pion production, however, at external momentum $p = \sqrt{m_\pi M} \sim 360$ MeV, introduces a new scale, and it is convenient to use a different expansion parameter, $Q_r \sim \sqrt{m_\pi M}$, instead of $Q \sim Q_r^2/M \ll Q_r$. At $p \sim Q_r$, the LO amplitude scales as $1/Q_r$. The relative importance of the potential, radiation and soft pion contributions depends on the physics associated with different scales determined by the momentum p .

At $p \sim Q_r$, potential and soft pions contribute at Q_r^0 and Q_r^2 respectively, while radiation pions contribute at Q_r^3 . Thus, for an NNLO ($\mathcal{O}(Q_r)$) cal-

Table 2: Renormalized couplings for the real 1S_0 channel at $\mu = m_\pi$ in units of fm^2 .

LO	NLO		NNLO		
C_0	$C_2 m_\pi^2$	$B_{0,0}$	$B_{0,1}$	$B_{2,-1} m_\pi^2$	$C_4 m_\pi^4$
-3.5226	1.39685	1.41738	0.56156	0.541789	-0.553904

culation, only potential pions contribute at this scale. At $p \sim Q$, potential pions contribute at order Q^0 . The power counting for the soft and radiation pion is less clear. Examination of the radiation pion diagrams that have been calculated in ⁷, shows that some diagrams, which scale as Q_r^3 at high momentum, become order $Q^{1/2}$ at low external momentum. Such contributions seem to violate the presumed expansion of the amplitude in integer powers of Q , but in fact there is a cancellation between the different diagrams, and the leading contribution from radiation pion graphs starts at $\mathcal{O}(Q)$. Furthermore, the remaining terms are highly suppressed because of Wigner's $SU(4)$ spin-isospin symmetry ³ and can be neglected in the NNLO calculation (see Tom Mehen's discussion in these proceedings). We do not see (at the moment) a general reason for such cancellations (of order $Q^{1/2}$), and it is in principal possible that radiation or soft pion graphs that are of high order in Q_r at high momentum, become important at low momentum, and should in fact be included in an NNLO calculation of the amplitude. Here, however, this option will not be investigated, and only the potential pion contributions will be taken into account, admittedly with the possibility of having left out some graphs. The EFT amplitude for the toy model with potential pions is identical to the potential pion contribution to the real 1S_0 amplitude, after a redefinition of $C_{0,0} \rightarrow C_{0,0} - \frac{g_A^2}{2f^2}$. With these considerations, the EFT amplitude with only potential pions is applied to the real 1S_0 scattering. We use $\gamma = -7.889$ MeV ($a = -23.68$ fm) and $s_0 = 2.73$ fm to fix the couplings.

Here again, we have a prediction at NNLO, Fig. 8. By going to higher order we get better result, Fig. 8(a). From Fig. 8(b), the breakdown scale is estimated to be ~ 400 MeV. Just like in the toy model, a rough estimate of the breakdown scale is $m_\rho/2$ due to the exchange of vector meson ρ .

Table 2 shows the couplings at $\mu = m_\pi$. The entries are given in units of fm^2 . We included the momentum factors from the operators $C_2 p^2$, $B_{2,-1} p^2$ and $C_4 p^4$, evaluated at $p = m_\pi$. The sizes of the couplings at various order in the expansion suggest convergence of the expansion with $Q/\Lambda \sim 1/3$.

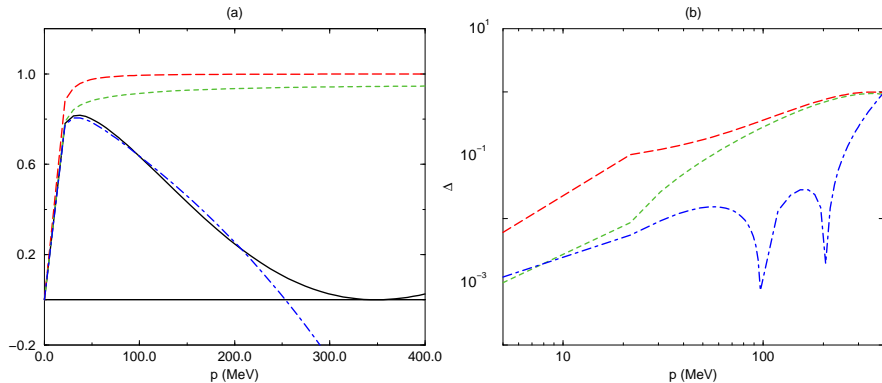


Figure 8: Nijmegen: (a) $\sin^2(\delta)$ vs. $p(\text{MeV})$; (b) log-log plot of $\Delta \equiv |\sin^2(\delta)_{EFT} - \sin^2(\delta)_{Nijmegen}|$ vs. $p(\text{MeV})$. The Nijmegen phase shift is described by the solid curve. The long-dashed curves denote the LO phase shift and error, the dashed curves are the NLO results, and the dot-dashed curves describe the NNLO results.

9 Summary and Conclusion

A NNLO calculation for nucleon-nucleon scattering in the 1S_0 channel using potential pions was presented. Radiation and soft pions do not contribute at this order for center of mass momentum $p \sim Q_r$. However, there could be soft and radiation pion contributions at momentum $p \sim Q$ which have not been calculated yet. If for low momentum $p \sim Q$, soft and radiation pion contributions are found to be small at NNLO, then this calculation gives the NNLO nucleon-nucleon scattering amplitude in the 1S_0 channel for momentum $p \leq m_\rho/2$.

The calculation was applied to a toy model and the real data. The toy model provided a setup where only potential pions contribute by construction. This allowed us to address some general questions regarding the convergence of KSW power counting, number of free parameters and the role of renormalization group flow, without worrying about unaccounted for radiation and soft pion contributions.

At NNLO there are six independent parameters. In the effective field theory, these parameters are associated with contact operators which encodes information about the high energy physics. However, in the singlet channel the high energy physics conspire to produce a low energy scale $\gamma \sim 8$ MeV. This small energy scale has to be taken into account in using dimensional

analysis to determine the sizes of the parameter. RG analysis, which only determines the μ scaling of parameters, is not always enough to determine their Q scaling. Some of the parameters such as ξ_{C_4} can be determined from RG analysis. We introduce a method to determine the rest of the parameters. This is done by matching the EFT amplitude at low momentum to the effective range expansion and all the parameters are given in terms of two experimental inputs, γ and s_0 . We find that there are no free parameters at NNLO and we make a prediction for the high momentum behavior of the scattering amplitude.

For the toy model we find that including higher order terms in the amplitude improves the fit to “data”. The hierarchy in the sizes of couplings show converges with an expansion parameter of $Q/\Lambda \sim 1/3$. The breakdown scale is estimated to be ~ 520 MeV by comparing the sizes of errors at different order. This is slightly higher than the expected scale $m_\rho/2$.

The fit to real data shows significant improvement at NNLO. We see an hierarchy in the sizes of the couplings which suggests an expansion parameter similar to the toy model $Q/\Lambda \sim 1/3$. The breakdown scale is estimated to be ~ 400 MeV.

Acknowledgments

I thank Noam Shores for a rewarding collaboration. I would also like to thank Paulo Bedaque, Harald Griesshammer, David Kaplan, Tom Mehen, Dan Phillips, Martin Savage, James Steele and Iain Stewart for many useful discussions. It is also a pleasure to thank the organizers of the conference and the participants. This work is supported in part by U.S. Department of Energy Grant DE-FG03-97ER41014.

Appendix: The integrals I_1 , I_2 and I_3

Fig. 6 (e) is given by:

$$\begin{aligned}
 I_1 &= i \left(\frac{g^2}{2f^2} \right)^2 m_\pi^4 M \bar{I}_1 \\
 \bar{I}_1 &= \left\langle \int \frac{d^3\mathbf{q}}{(2\pi)^3} \frac{1}{q^2 - p^2 - i\epsilon} \frac{1}{(\mathbf{q} - \mathbf{p})^2 + m_\pi^2} \frac{1}{(\mathbf{q} - \mathbf{p}')^2 + m_\pi^2} \right\rangle \\
 &= \frac{1}{32\pi m_\pi^3 \rho^3} (iL(\rho) + M(\rho))
 \end{aligned} \tag{33}$$

$$\begin{aligned}
L(\rho) &= \int_0^{1/2} dt \frac{1}{t(1-t)} \ln \left(\frac{(1+4\rho^2 t)(1+4\rho^2(1-t))}{1+4\rho^2} \right) \\
&= \frac{1}{2} \ln^2(1+4\rho^2) \\
M(\rho) &= 2 \int_0^{1/2} dt \frac{1}{t(1-t)} \left(\tan^{-1}(2\rho\sqrt{1+4\rho^2 t(1-t)}) - \tan^{-1}(2\rho) \right) \\
&= \frac{i}{2} \pi^2 - i \ln^2(2) + \frac{i}{2} \ln(4) \ln(1-2i\rho) + 2\pi \ln(2-2i\rho) \\
&\quad - i \ln \left(2(1+i\rho)^2(1-2i\rho) \right) \ln(1+2i\rho) \\
&\quad - \tan^{-1}(2\rho) \ln \left(\frac{4(1+\rho^2)^2}{1+4\rho^2} \right) - 2 \tan^{-1}(\rho) \ln(1+4\rho^2) \\
&\quad - 2i \operatorname{Li}_2 \left(\frac{1}{2} + i\rho \right) - 2i \operatorname{Li}_2(-1-2i\rho) - 2i \operatorname{Li}_2(2-2i\rho),
\end{aligned}$$

where the average is over the outgoing momentum \mathbf{p}' . $\rho = p/m_\pi$ and the dilogarithm, $\operatorname{Li}_2(z)$, is defined as

$$\operatorname{Li}_2(z) = - \int_0^z dt \frac{\ln(1-t)}{t}.$$

Fig. 6 (d) is given by:

$$I_2 = \left(\frac{g^2}{2f^2} \right)^2 m_\pi^4 M^2 \bar{I}_2 \tag{34}$$

$$\begin{aligned}
\bar{I}_2 &= \int \frac{d^3\mathbf{q}}{(2\pi)^3} \frac{d^3\mathbf{l}}{(2\pi)^3} \frac{1}{q^2 - p^2 - i\epsilon} \frac{1}{(\mathbf{q} - \mathbf{p})^2 + m_\pi^2} \frac{1}{l^2 - p^2 - i\epsilon} \frac{1}{(\mathbf{q} - \mathbf{l})^2 + m_\pi^2} \\
&= \frac{i}{128\pi^3 m_\pi^2 \rho} \int_{-\infty}^{\infty} dx \ln \left(\frac{i+x+\rho}{i-x+\rho} \right) \ln \left(\frac{(x+\rho)^2+1}{(x-\rho)^2+1} \right) \frac{1}{x^2 - \rho^2 - i\epsilon} \\
&= \frac{1}{128\pi^2 \rho^2 m_\pi^2} \left(-\pi^2 + 4i\pi \ln(2-2i\rho) + \ln(2) \ln(1+2i\rho) \right. \\
&\quad \left. + \ln(1-2i\rho) [4\ln(1-i\rho) - \ln((1-2i\rho)(1+4\rho^2)/8)] \right. \\
&\quad \left. - \operatorname{Li}_2 \left(\frac{1}{2} - i\rho \right) + \operatorname{Li}_2 \left(\frac{1}{2} + i\rho \right) + 4 \operatorname{Li}_2(2-2i\rho) \right).
\end{aligned}$$

From Fig. 6(f), we define

$$\begin{aligned}
I_3 &= -i \left(\frac{g^2}{2f^2} \right)^2 m_\pi^4 M^3 \bar{I}_3 \\
\bar{I}_3 &= \int \frac{d^3\mathbf{k}}{(2\pi)^3} \frac{1}{k^2 - p^2 - i\epsilon} I(\mathbf{k}, \mathbf{p})^2 \\
I(\mathbf{k}, \mathbf{p}) &= \int \frac{d^3\mathbf{q}}{(2\pi)^3} \frac{1}{q^2 - p^2 - i\epsilon} \frac{1}{(\mathbf{q} - \mathbf{k})^2 + m_\pi^2}.
\end{aligned} \tag{35}$$

and it gives

$$\begin{aligned}
\bar{I}_3 &= \frac{i}{64\pi^3 p} \int_0^{1/2} dt \frac{1}{t(1-t)} \int_0^\infty ds e^{-(m-2ip)s} \frac{e^{-i2pst} - 1}{s} \\
&= \frac{i}{64\pi^3 \rho m_\pi} \left(\ln \left(\frac{1-i\rho}{1-i2\rho} \right) \ln(i\rho) + Li_2 \left(\frac{-i\rho}{1-i2\rho} \right) \right. \\
&\quad \left. + Li_2(1-i\rho) - Li_2(1-i2\rho) \right).
\end{aligned} \tag{36}$$

The explicit expressions for I_1 , I_2 and I_3 presented above are valid only for $\rho \geq 0$ and small positive imaginary ρ ($|\rho| \ll 1$). For other values of ρ , the integrals have to be done taking into account the poles and cuts in the integrand appropriately.

References

1. D.B. Kaplan, M.J. Savage and M.B. Wise, *Phys. Lett. B* **424**, 390 (1998); *Nucl. Phys. B* **534**, 329 (1998).
2. G. Rupak and N. Shores, nucl-th/9902077
3. T. Mehen and I. W. Stewart, nucl-th/9901064; T. Mehen, I. W. Stewart and M. B. Wise, hep-ph/9902370.
4. D. B. Kaplan, M. J. Savage and M. B. Wise, nucl-th/9804032.
5. H. A. Bethe, *Phys. Rev.* **76**, 38 (1949); H. A. Bethe and C. Longmire, *Phys. Rev.* **77**, 647 (1950).
6. S. Weinberg, *Phys. Lett. B* **251**, 288 (1990); *Nucl. Phys. B* **363**, 3 (1991); *Phys. Lett. B* **295**, 114 (1992).
7. T. Mehen and I. W. Stewart, nucl-th/9809071; nucl-th/9809095.
8. J. W. Chen, G. Rupak and M. J. Savage, nucl-th/9902056.
9. U. van Kolck, *Nucl. Phys. A* **645**, 273 (1999).
10. G. P. Lepage, nucl-th/9706029; J. V. Steele and R. J. Furnstahl, *Nucl. Phys. A* **637**, 46 (1998).