

The Backbending Effect in Deformed $e-e$ Nuclei

Mohamed E. Kelabi*

Abstract

An extension of the previously proposed Variable Moment of Inertia with Softness model VMIS has been applied to describe successfully the effect of backbending in some deformed $e-e$ nuclei. The model shows good results in the rare earth and actinide regions.

Introduction

The effect of backbending^[1] has been observed experimentally^[2] in the ground state rotational band of some deformed $e-e$ nuclei. The effect occurs due to the rapid increase of the moment of inertia with rotational frequency towards the rigid value^[3]. When the rotational energy exceeds the energy needed to break a pair of nucleon, the unpaired nucleon goes into different orbits, which result in change of the moment of inertia^[4]. An explanation of this effect is due to a disappearance of the pairing correlation^{[5], [6]} by the action of Coriols forces, where the nucleus then undergoes a phase transition from a superfluid state to a state of independent particle motion. Other proposed explanations such as rotational alignment^{[7], [8], [9]} and centrifugal stretching^[10], along with the former, could be described in terms of band crossing^[11], the case where the breakup of one pair of nucleons providing a large angular momentum, which may couple with the collective rotation to produce a new band. This effect makes up the backbending phenomena, which is experimentally observed in $J - \omega^2$ plot as a radical change in the behaviour of the angular momentum from a linearity to a stretching and then back to linear again.

The main purpose of the present work is to investigate, in a phenomenological way, the backbending effect in rare earth and actinide nuclei. It is, hoped to have a good description of the experimentally observed bends by using few parameters formula.

Theory and Formalism

From the previously proposed three parametric expression, the Variable Moment of Inertia with Softness model VMIS^[12], we have calculated the energy levels in ground state rotational bands (yrast states) of deformed $e-e$ nuclei, using the form:

$$E(J) = \frac{A_0}{1 + \sigma_1 J} J(J+1) - c A_0^3 \frac{1 - 2\sigma_1 J}{1 + \sigma_1 J} J^2 (J+1)^2 \quad (1)$$

where

$$A_0 = \frac{\hbar^2}{2J_0}$$

* Physics Department, Al-Fateh University, Tripoli, LIBYA.

and the Softness parameter σ_1 is given by^[13]

$$\sigma_n = \frac{1}{n!} \frac{1}{J_0} \left. \frac{\partial^n J(J)}{\partial J^n} \right|_{J=0}$$

with J_0 being the unperturbed nuclear moment of inertia^[14]; and the constant c is connected with β - and γ -vibrational energies through the relation^[15]:

$$c = \frac{12}{(\hbar\omega_\beta)^2} + \frac{4}{(\hbar\omega_\gamma)^2}$$

here $\hbar\omega_\beta$ and $\hbar\omega_\gamma$ are the head energies of these vibrations, respectively. However, since the experimental data on β - and γ -vibrational bands head energies of deformed doubly even nuclei is incomplete, we take A_0 , σ_1 , and c as three free parameters of the model, which are adjusted by minimizing Eq. (1) to give a least squares fit to experiment, for low and high angular momenta.

Next we perform a comparative study between our calculations and the experimental data, for the aforementioned nuclei, through the $J - \omega^2$ plots. The moment of inertia J and squared rotational frequency ω^2 are related to the spin derivative of the energy^[16]

$$\frac{2J}{\hbar^2} = \left(\frac{d}{dJ(J+1)} E(J) \right)^{-1} \quad (2)$$

$$(\hbar\omega)^2 = \left(\frac{d}{d\sqrt{J(J+1)}} E(J) \right)^2 \quad (3)$$

respectively, We then employ Eqs. (2) and (3) to deduce the most sensitive relations expressive of J and ω^2 , respectively, giving

$$\frac{2J}{\hbar^2} = \frac{4J - 2}{\Delta E_\gamma} \quad (4)$$

$$(\hbar\omega)^2 = (J^2 - J + 1) \left[\frac{\Delta E_\gamma}{2J - 1} \right]^2 \quad (5)$$

where

$$\Delta E_\gamma = E(J) - E(J - 2).$$

Calculations and Results

The results of our calculations for the ground state band up to spin $J = 30$, for a set of representative nuclei, along with experimental data^[17] are listed in Table 1, and the corresponding parameters A_0 , σ_1 , and c of Eq. (1) are given in Table 2. The plots of $J - \omega^2$, that is $\frac{2J}{\hbar^2}$ versus $(\hbar\omega)^2$ for 22 nuclei covering the mass region from 100 to 242, are shown in Fig. 1 below.

Table 1. Experimental and calculated energy levels in [MeV] of the ground state rotational band of e-e nuclei.

	E(2)	E(4)	E(6)	E(8)	E(10)	E(12)	E(14)	E(16)	E(18)	E(20)	E(22)	E(24)	E(26)	E(28)	E(30)
242Pu															
Exp	0.04454	0.14730	0.30640	0.51810	0.77860	1.08440	1.43170	1.81670	2.23600	2.68600	3.16300	3.66200	4.17200		
VMIS	0.04485	0.14777	0.30623	0.51729	0.77766	1.08373	1.43171	1.81763	2.23742	2.68698	3.16222	3.65912	4.17375		
240Pu															
Exp	0.04282	0.14169	0.29432	0.49752	0.74780	1.04180	1.37560	1.74560	2.15200	2.59100	3.06100	3.56000	4.08800		
VMIS	0.04378	0.14349	0.29612	0.49857	0.74773	1.04055	1.37405	1.74543	2.15206	2.59152	3.06169	3.56072	4.08709		
232Th															
Exp	0.04937	0.16212	0.33320	0.55690	0.82700	1.13710	1.48280	1.85860	2.26290	2.69150	3.14420	3.61960	4.11620	4.63180	5.16200
VMIS	0.04985	0.16240	0.33262	0.55510	0.82430	1.13479	1.48143	1.85957	2.26517	2.69502	3.14680	3.61927	4.11234	4.62715	5.16625
230Th															
Exp	0.05320	0.17410	0.35660	0.59410	0.87970	1.20780	1.57290	1.97150	2.39780	2.85000	3.32500	3.81200			
VMIS	0.05336	0.17372	0.35547	0.59254	0.87872	1.20791	1.57435	1.97286	2.39902	2.84933	3.32141	3.81411			
192Os															
Exp	0.20579	0.58028	1.08923	1.70839	2.41880	3.21100									
VMIS	0.19671	0.58014	1.09431	1.70956	2.41461	3.21237									
190Os															
Exp	0.18672	0.54785	1.05038	1.66647	2.35700										
VMIS	0.18165	0.54872	1.05358	1.66396	2.35753										
182Os															
Exp	0.12700	0.40040	0.79380	1.27780	1.81210	2.34630	2.84090	3.32020							
VMIS	0.12660	0.40327	0.79952	1.27937	1.80503	2.34007	2.85229	3.31633							
180Os															
Exp	0.13211	0.40862	0.79508	1.25744	1.76757	2.30871	2.87500								
VMIS	0.12954	0.40637	0.79471	1.25913	1.77043	2.31055	2.87660								
172Os															
Exp	0.22777	0.60617	1.05447	1.52495	2.02387	2.56450	3.19940	3.82330	4.51070						
VMIS	0.23150	0.60350	1.04260	1.52323	2.03755	2.58635	3.17572	3.81552	4.51873						
170Os															
Exp	0.28670	0.74990	1.32542	1.94580	2.54520										
VMIS	0.27827	0.75457	1.32849	1.94155	2.54638										
162Er															
Exp	0.10204	0.32961	0.66664	1.09668	1.60282	2.16511	2.74572	3.29240	3.84660						
VMIS	0.10072	0.32781	0.66725	1.10073	1.60651	2.16024	2.73572	3.30568	3.84241						

Table 1 (continue). Experimental and calculated energy levels in [MeV] of the ground state rotational band of $e-e$ nuclei.

	E(2)	E(4)	E(6)	E(8)	E(10)	E(12)	E(14)	E(16)	E(18)	E(20)	E(22)	E(24)	E(26)	E(28)	E(30)
160Dy															
Exp	0.08679	0.28382	0.58118	0.96685	1.42872	1.95150	2.51500	3.09170	3.67220						
VMIS	0.08699	0.28449	0.58307	0.97046	1.43208	1.95150	2.51086	3.09131	3.67341						
152Nd															
Exp	0.07251	0.23662	0.48395	0.80540	1.19530	1.64760	2.15790	2.72240	3.33570						
VMIS	0.07344	0.23742	0.48377	0.80517	1.19507	1.64773	2.15813	2.72202	3.33588						
150Nd															
Exp	0.13521	0.38145	0.72040	1.12970	1.59900	2.11900	2.68250								
VMIS	0.12766	0.38034	0.72251	1.13269	1.59884	2.11579	2.68381								
140Ba															
Exp	0.60235	1.13059	1.66070	2.46890	3.38360										
VMIS	0.59876	1.12097	1.70398	2.42745	3.39533										
132Nd															
Exp	0.21262	0.60980	1.13120	1.71040	2.30910	2.94480	3.63010	4.36900	5.17990	6.06250	7.00630	8.00780			
VMIS	0.22679	0.62678	1.12526	1.68772	2.29814	2.95055	3.64522	4.38679	5.18332	6.04564	6.98710	8.02332			
130Nd															
Exp	0.15905	0.48550	0.93994	1.48710	2.10041	2.76390	3.46810	4.21160	5.02090	5.91830	6.90920	7.99390			
VMIS	0.17278	0.50900	0.95814	1.49023	2.08785	2.74204	3.44991	4.21331	5.03796	5.93291	6.91020	7.98460			
122Xe															
Exp	0.33118	0.82830	1.46657	2.21730	3.03950	3.91920	4.90000								
VMIS	0.30400	0.83086	1.48237	2.21925	3.02991	3.91887	4.90178								
120Ba															
Exp	0.18600	0.54400	1.04020	1.64500	2.33600	3.08300									
VMIS	0.17986	0.54328	1.04305	1.64701	2.33267	3.08397									
110Pd															
Exp	0.37380	0.92077	1.57404	2.29600	3.13100	4.03000									
VMIS	0.36246	0.92307	1.57819	2.30588	3.11566	4.03507									
102Zr															
Exp	0.15178	0.47828	0.96478	1.59490	2.35150	3.21230									
VMIS	0.14844	0.47775	0.96732	1.59754	2.35086	3.21270									
100Zr															
Exp	0.21253	0.56449	1.05140	1.68740	2.42550	3.27210	4.20850								
VMIS	0.18290	0.55415	1.06745	1.69521	2.42548	3.26004	4.21327								

Table 2. Fitted parameters of Eq. (1).

Nucl.	A_0 [MeV]	σ_1	c [MeV] ²
242Pu	0.00755 ± 0.00002	0.00437 ± 0.00021	3.98078 ± 0.04013
240Pu	0.00741 ± 0.00002	0.00766 ± 0.00029	2.50813 ± 0.10532
232Th	0.00848 ± 0.00002	0.00915 ± 0.00013	5.47149 ± 0.05142
230Th	0.00908 ± 0.00003	0.00926 ± 0.00023	5.25314 ± 0.03243
192Os	0.03769 ± 0.00090	0.07411 ± 0.00527	0.18735 ± 0.03196
190Os	0.03377 ± 0.00070	0.05762 ± 0.00383	0.02066 ± 0.21415
182Os	0.02179 ± 0.00026	0.01067 ± 0.00087	4.05569 ± 0.07013
180Os	0.02264 ± 0.00012	0.01748 ± 0.00039	4.49207 ± 0.05651
172Os	0.05356 ± 0.00252	0.19396 ± 0.01449	0.01841 ± 0.00173
170Os	0.06002 ± 0.00211	0.14741 ± 0.01143	-0.05931 ± 0.02665
162Er	0.01706 ± 0.00021	0.00526 ± 0.00109	3.45923 ± 0.03165
160Dy	0.01470 ± 0.00008	0.00467 ± 0.00057	3.38056 ± 0.01735
152Nd	0.01263 ± 0.00068	0.01564 ± 0.01539	0.42559 ± 6.22898
150Nd	0.02414 ± 0.00044	0.06695 ± 0.00354	0.23934 ± 0.04818
140Ba	0.53745 ± 0.34584	2.20139 ± 1.56879	0.00024 ± 0.00044
132Nd	0.04763 ± 0.00125	0.12998 ± 0.00568	0.02195 ± 0.00129
130Nd	0.03315 ± 0.00076	0.07548 ± 0.00365	0.07426 ± 0.00378
122Xe	0.06500 ± 0.00278	0.14129 ± 0.01198	0.02645 ± 0.00305
120Ba	0.03344 ± 0.00050	0.05772 ± 0.00273	0.00962 ± 0.07407
110Pd	0.08781 ± 0.00412	0.22669 ± 0.01849	0.01796 ± 0.00167
102Zr	0.02557 ± 0.00039	0.01548 ± 0.00371	0.70338 ± 0.26768
100Zr	0.03383 ± 0.00180	0.05395 ± 0.00981	0.33311 ± 0.06559

Fig. 1. Plots of $J - \omega^2$.

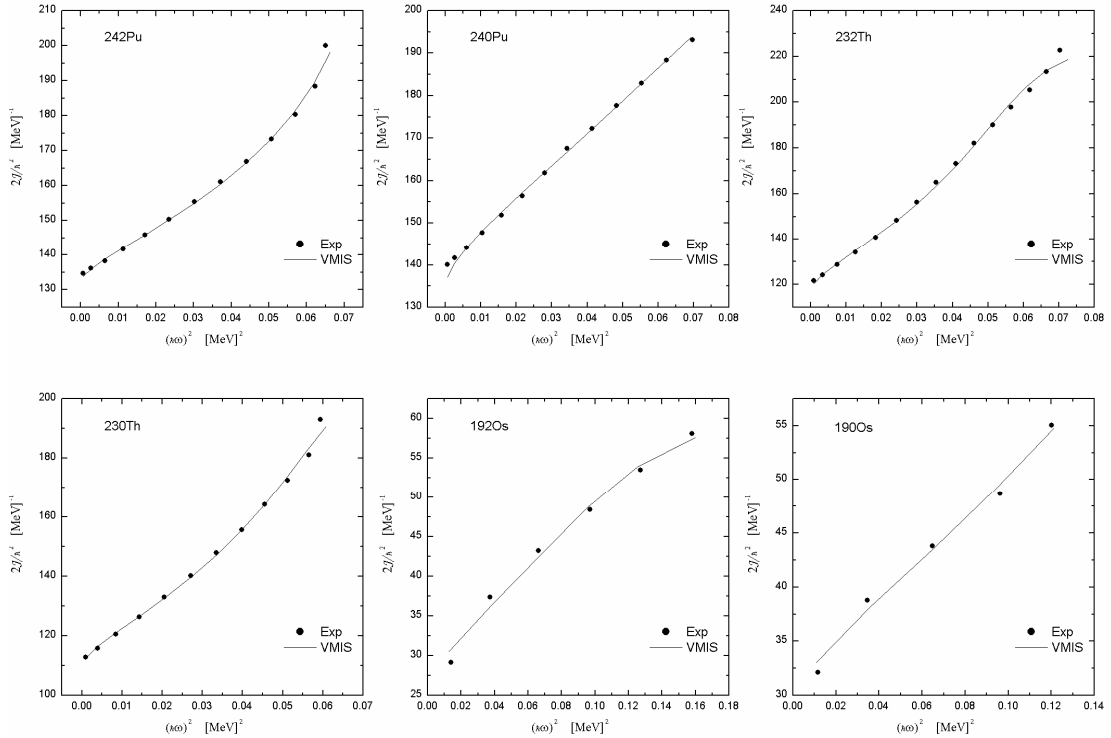


Fig. 1. (continue) Plots of $J - \omega^2$.

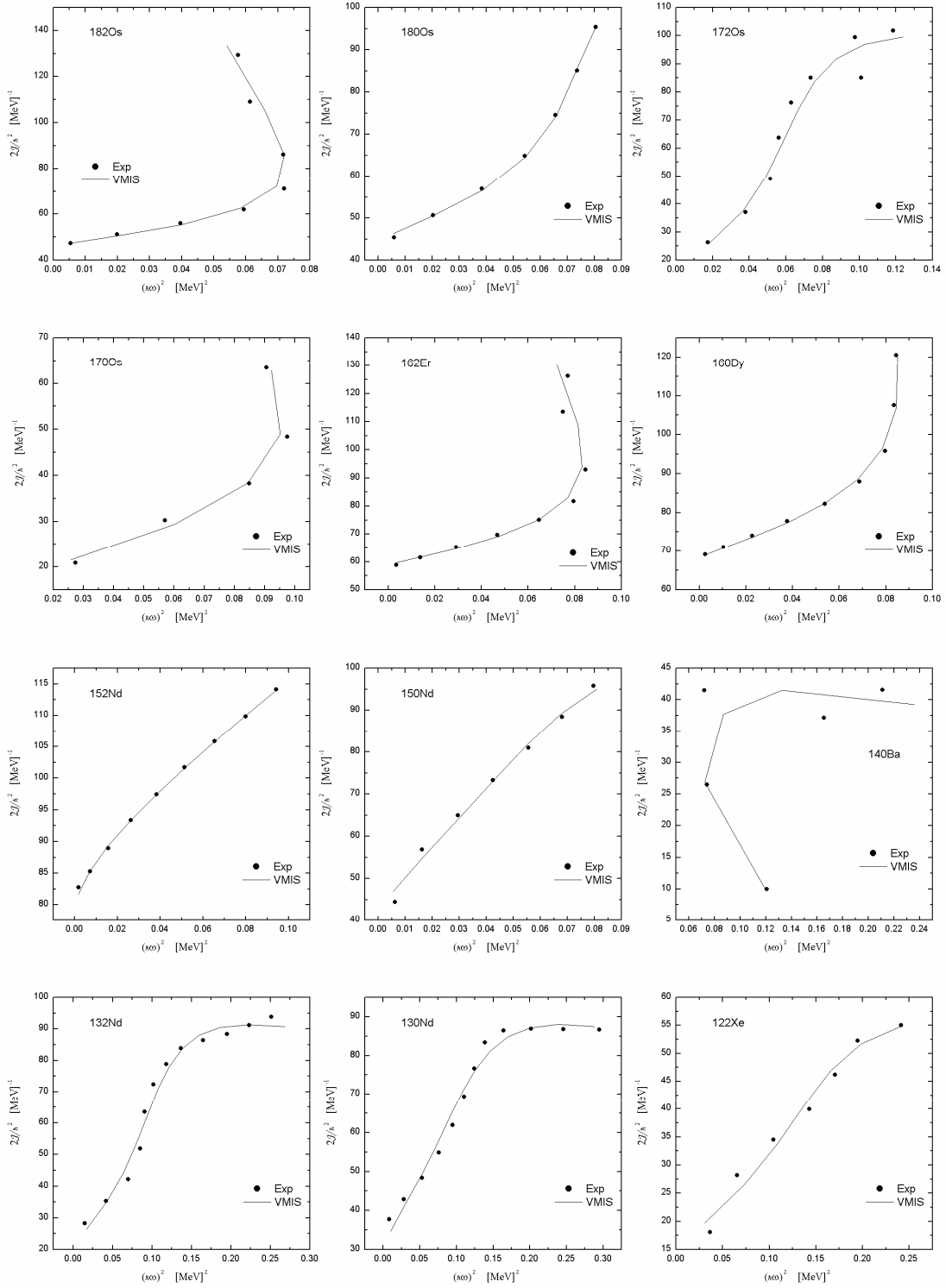
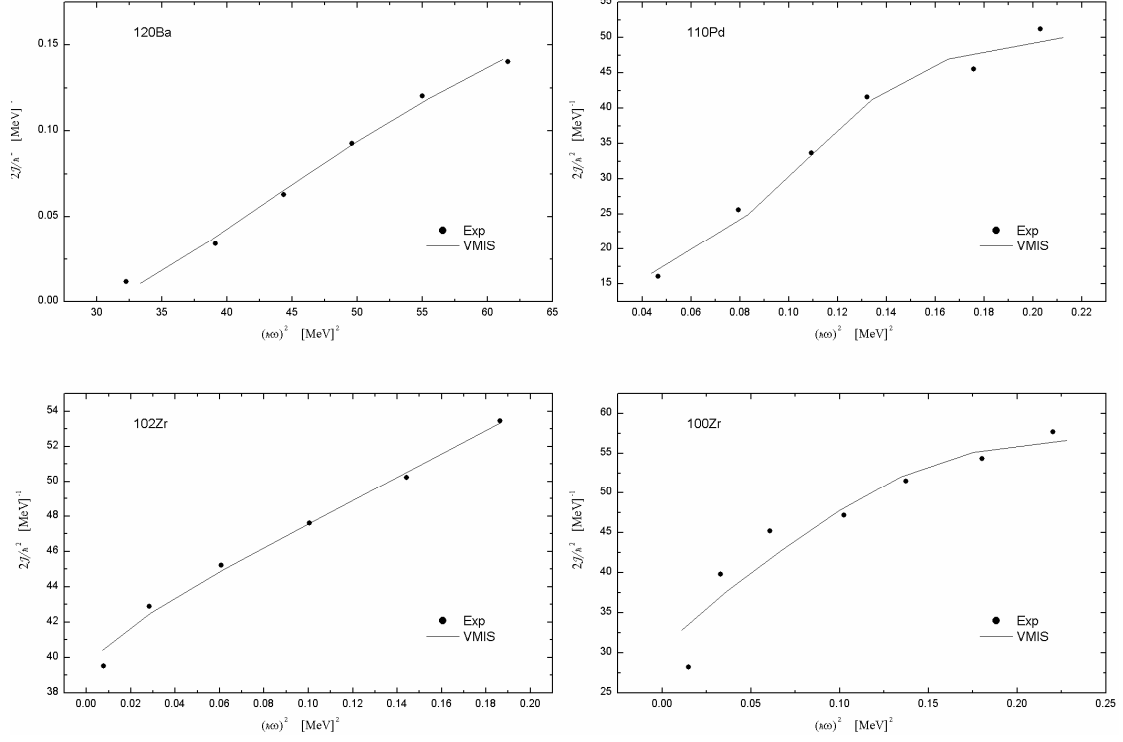


Fig. 1. (continue) Plots of $J - \omega^2$.



Conclusion

The present work suggests that the Variable Moment of Inertia with Softness model VMIS is a successful tool in studying ground state energy levels in deformed nuclei up to high spin states. Predictions of the model give fairly accurate description of the backbending phenomena in rare earth and actinide regions. The appearance of backbending can be attributed due to the smallness of critical rotational frequency of the $\pi - i_{13/2}$ protons than for $\nu - j_{15/2}$ neutrons, therefore, the behaviour of the proton pair $i_{13/2}$ at high spins seems to be decisive for such effect. On the other hand, the absence of backbending in some nuclei may be ascribed to the presence of stable octupole deformation in them.

References

- [1] M Ploszajczak *et al*, J. Phys. G: Nucl. Phys. 8 (1982) 709.
- [2] E. Grosse *et al*, Phys. Rev. Lett. 31 (1973) 840.
- [3] W. E. Burcham, Elements of Nuclear Physics, Longman Inc., New York (1989).
- [4] K. Krane, Introductory Nuclear Physics, John Wiley and Sons, New York (1987).
- [5] B. R. Mottelson and J. G. Valatin, Phys. Rev. Lett. 5 (1960) 511.
- [6] A. Bohr and B. R. Mottelson, Nuclear Structure, Vol. 2, Benjamin Inc., New York (1975).
- [7] F. S. Stephens and R. S. Simon, Nucl. Phys. A183 (1972) 157.
- [8] R. Wyss and S. Pilloe, Phys. Rev. C44 (1991) 602-R.
- [9] R. Bengtsson and S. Frauendorf, Nucl. Phys. A317 (1979) 27.
- [10] P. Thieburger, Phys. Lett. B45 (1973) 417.
- [11] A. Feassler, in Nuclear Spectroscopy Vol. 2, Lecture notes in Physics , ed. G. F. Bertsch and D. Kurath, Springer, Berlin (1980).
- [12] Mohamed E. Kelabi, *et al*, Submitted to National Academy of Scientific Research, Journal of basic and Applied Science, Tripoli, LIBYA Jan (2005).
- [13] H. Morinaga, Nucl. Phys. 75 (1966) 385.
- [14] J. S. Batra and R. K. Gupta, Phys. Rev. C43 (1991) 43.
- [15] R. K. Sheline, Rev. Mod. Phys. 32 (1960) 1.
- [16] L. Lin and D. C. Chern, Chinese Jour. of Phys. 17 (2) (1979) 76.
- [17] J. K. Tuli, Evaluated Nuclear Structure Data File, Nucl. Instr. Meth. A369 (1996) 506.