

Adaptive Quadrilateral Mesh in Curved Domains

Sanjay Kumar Khattri

Department of Mathematics, University of Bergen, Norway

sanjay@mi.uib.no

www.mi.uib.no/~sanjay

Abstract: Nonlinear elliptic system for generating adaptive quadrilateral meshes in curved domains is presented. Presented technique has been implemented in the C++ language. The included software package can write the converged meshes in the GMV and Matlab formats. Since, grid adaptation is required for numerically capturing important characteristics of a process such as boundary layers. So, the presented technique and the software package can be a useful tool.

Keywords: Adaptation, C++, coupled elliptic system, grid generation

AMS Subject Classifications: 65M50, 65M20, 35K05

Computing Classification System codes: G.1.0, G.4 (Mathematical Software), G.1.7 (Numerical Analysis)

1 Introduction

Quadrilateral grids are extensively used for numerical simulation. Accuracy of a simulation is strongly depend on the grid quality. Here, quality means orthogonality at the boundaries and quasi-orthogonality within the critical regions, smoothness, bounded aspect ratios and solution adaptive behaviour. Grid adaptation is used for increasing the efficiency of numerical schemes by focusing the computational effort where it is needed. In this article, we review the elliptic grid generation system for generating adaptive quadrilateral meshes. The presented scheme has been implemented in the C++ language.

For meshing a domain into non-simplex elements (quadrilaterals in 2D and hexahedrals in 3D), we seek a mapping from a reference square or cube to the physical domain. This mapping can be algebraic in nature such as Transfinite Interpolation or it can be expressed by a system of nonlinear partial differential equations [1; 2, and references therein] such as elliptic system. We are looking for a vector mapping, $\mathcal{F}_k(\hat{k}) = (x, y)^t$, from a unit square in the reference space ($\hat{k} = [0, 1] \times [0, 1]$) to a physical space (k); i.e. $\mathcal{F}_k: \hat{k} \mapsto k$ (see Figure 1). Mapping \mathcal{F}_k gives the position of a point in the physical space corresponding to a point in the computational or reference space. Let the physical space be given by the x and y coordinates

and the computational space be given by the ξ and η coordinates ($\xi \in [0, 1]$ and $\eta \in [0, 1]$). We are using the following elliptic system for defining the mapping $\mathcal{F}_k = (x, y)^t$

$$g_{22} \frac{\partial^2 x}{\partial \xi^2} - 2g_{12} \frac{\partial^2 x}{\partial \xi \partial \eta} + g_{11} \frac{\partial^2 x}{\partial \eta^2} + Px_\xi + Qx_\eta = 0, \quad (1)$$

$$g_{22} \frac{\partial^2 y}{\partial \xi^2} - 2g_{12} \frac{\partial^2 y}{\partial \xi \partial \eta} + g_{11} \frac{\partial^2 y}{\partial \eta^2} + Py_\xi + Qy_\eta = 0. \quad (2)$$

Here, the terms P and Q are used for grid adaptation and are given as

$$P = g_{22} P_{11}^1 - 2g_{12} P_{12}^1 + g_{11} P_{22}^1, \quad (3)$$

$$Q = g_{22} P_{11}^2 - 2g_{12} P_{12}^2 + g_{11} P_{22}^2. \quad (4)$$

Equations 1-2 are non-linear and are coupled through the metric coefficients g_{ij} (coefficients of the metric tensor). Metric coefficients are given as

$$g_{11} = x_\xi^2 + y_\xi^2, \quad g_{22} = x_\eta^2 + y_\eta^2 \quad \text{and} \quad g_{12} = x_\xi x_\eta + y_\xi y_\eta. \quad (5)$$

For generating grids in the physical space, the elliptic system 1-2 is solved for the coordinates (x, y) on a unit square in the computational space by the method of Finite Differences. Boundary of the physical domain is specified as the Dirichlet boundary condition on the unit square in the computational space. In the Figure 1, $\mathbf{g}_1 (= \mathbf{r}_\xi)$ and $\mathbf{g}_2 (= \mathbf{r}_\eta)$ are the covariant base vectors at the point (x_i, y_j) . Figure 2 shows a finite difference stencil around the point (ξ_i, η_j) in the computational space. A finite difference approximation of x_ξ and x_η at the point (i, j) (see Figure 2) is

$$x_\xi = \frac{[x(i+1, j) - x(i-1, j)]}{2\Delta\xi} \quad \text{and} \quad x_\eta = \frac{[x(i, j+1) - x(i, j-1)]}{2\Delta\eta}.$$

Similarly, x_η and y_η can be defined. Here, we are assuming that the grid in the computational space is uniform. However, grid in the physical space can be compressed or stretched. Terms P_{ij}^k ($i = 1, 2$ and $j = 1, 2$ and $k = 1, 2$ and $P_{12}^k = P_{21}^k$) in the equations (1)-(2) are determined through another mapping \mathcal{F}_1 . The mapping \mathcal{F}_1 is shown in the Figure 3. This mapping maps a unit square in the computational space to a unit square in the parameter space. For defining the mapping $\mathcal{F}_1: \hat{k} \rightarrow k_1$, the boundary and internal grid points of the parameter space are mapped to the reference space. The Jacobian matrix \mathbf{T} of the mapping \mathcal{F}_1 and the vectors \mathbf{P}_{11} , \mathbf{P}_{12} and \mathbf{P}_{22} are given as follows

$$\mathbf{T} = \begin{pmatrix} s_\xi & s_\eta \\ t_\xi & t_\eta \end{pmatrix}, \quad \mathbf{P}_{11} = -\mathbf{T}^{-1} \begin{pmatrix} s_{\xi\xi} \\ t_{\xi\xi} \end{pmatrix}, \quad (6)$$

$$\mathbf{P}_{22} = -\mathbf{T}^{-1} \begin{pmatrix} s_{\eta\eta} \\ t_{\eta\eta} \end{pmatrix}, \quad \mathbf{P}_{12} = -\mathbf{T}^{-1} \begin{pmatrix} s_{\xi\eta} \\ t_{\xi\eta} \end{pmatrix}. \quad (7)$$

The terms P_{ij}^1 ($i, j = 1, 2$) are the first component of the vector \mathbf{P}_{ij} and the terms P_{ij}^2 are the

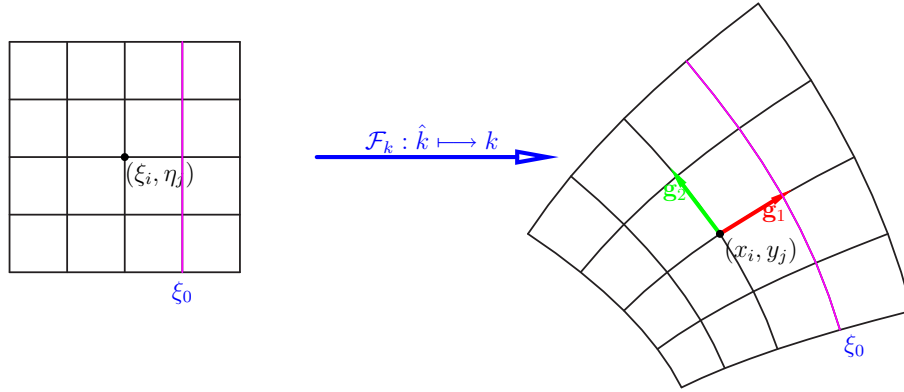


Figure 1: Mapping \mathcal{F}_k from a reference unit square (\hat{k}) on the left to a physical domain (k).

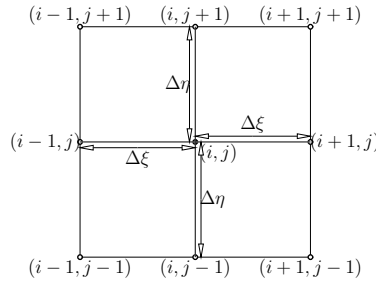


Figure 2: Finite difference stencil in the ξ - η computational space.

second component of the vector \mathbf{P}_{ij} . It should be noted that the vectors \mathbf{P}_{11} , \mathbf{P}_{12} and \mathbf{P}_{22} can be computed a priori for clustering the grid points in the physical space. A second order finite difference approximation of different operators required for computing the vectors \mathbf{P}_{11} , \mathbf{P}_{22} , \mathbf{P}_{12} and the Jacobian \mathbf{T} are given in the Table 1. We are using the stencil shown in the Figure 2.

2 C++ Implementation

We have implemented the presented technique in the C++ language for generating adaptive grids. The package can write meshes in the Matlab and GMV [13] formats. It consists of one Domain class (see the subsections 2.2 and 2.3). Domain class is used for expressing unit square in the computational space (see line no. 045 in the subsection 2.1), unit square in the parameter space (see line no. 022 in the subsection 2.1) and the physical domain (see line no. 038 in the subsection 2.1). The physical domain is defined in the file functions.h (see the subsection 2.6). For clustering grids in the parameter space different functions are defined in the domain class (see the line numbers 026, 027, 029, 030, 032, 033 in the subsection 2.2).

The coupled elliptic system are linearised by the method of Finite Difference and the resulting system is solved by the SOR relaxation (see the subsection 2.5). The SOR algorithm

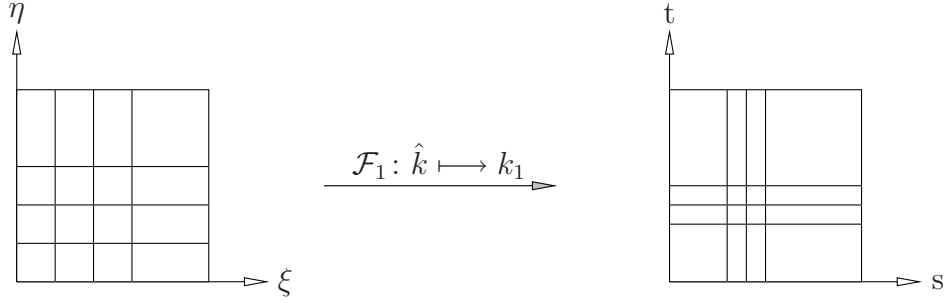


Figure 3: Mapping \mathcal{F}_1 from a unit square (\hat{k}) in the reference space to a unit square in the parameter space (k_1).

Table 1: Finite difference approximation of continuous operators.

$s_\xi = \frac{s(i+1, j) - s(i-1, j)}{2\Delta\xi}$	$s_{\xi\xi} = \frac{s(i+1, j) - 2s(i, j) + s(i-1, j)}{\Delta\xi^2}$
$t_\xi = \frac{t(i, j+1) - t(i, j-1)}{2\Delta\eta}$	$t_{\eta\eta} = \frac{t(i, j+1) - 2t(i, j) + t(i, j-1)}{\Delta\eta^2}$
$s_{\eta\eta} = \frac{s(i, j+1) - 2s(i, j) + s(i, j-1)}{\Delta\eta^2}$	$t_{\xi\xi} = \frac{t(i+1, j) - 2t(i, j) + t(i-1, j)}{\Delta\xi^2}$
$s_{\xi\eta} = \frac{s(i+1, j+1) + s(i-1, j-1) - s(i-1, j+1) - s(i+1, j-1)}{4\Delta\xi\Delta\eta}$	$t_{\xi\eta} = \frac{t(i+1, j+1) + t(i-1, j-1) - t(i-1, j+1) - t(i+1, j-1)}{4\Delta\xi\Delta\eta}$

consists of three loops, while outer loop (see line number 043 in the subsection 2.5) and two inner for loops (see line numbers 046 and 047 in the subsection 2.5). Each iteration of an inner loop provides a new mesh by the SOR relaxation. The outer loop is controlled by the maximum number of SOR iterations (see line number 028 in the subsection 2.5) and a given tolerance (see the line number 027 in the subsection 2.5).

The overall algorithm proceeds as follows. Generate grids in the computational and parameter spaces. Compute the matrix \mathbf{T} and vectors \mathbf{P}_{ij} for defining the mapping \mathcal{F}_1 (from computational space to parameter space). An initial grid, \mathbf{r}_{old} , in the physical region is generated (say by Transfinite Interpolation). This information is then passed to the SOR solver (see the line number 043 in the subsection 2.1).

2.1 main.cpp

```

001 //*****
002 #include <iostream>
003 #include <iomanip>
004 #include <vector>
005 #include <iterator>
006 #include <fstream>
007 #include <sstream>
008 #include <map>
009 #include "domain.h"
010 // #include "write_matlab.h"
011 #include "matrix.h"
012 #include "sor_solver.cpp"
013 //*****
014 int main(){
015     bool grid_dist = true;
016     bool run_ellip = true;
017     unsigned xdim,ydim ;
018     xdim = 31,ydim = 31;
019     double del_xi = 1.0/double(xdim-1.0);
020     double del_eta = 1.0/double(ydim-1.0);
021     //Parameter Space ref(xdim,ydim);
022     Domain parm(xdim,ydim);
023     //Meshing the Parameter
024     parm.Grid_Gen();
025     //Clustering the Mesh
026     //Example 1
027     //parm.Cluster_X_Near(0.5);
028     //parm.Cluster_Y_Near(0.5);
029     //Example 2
030     //parm.Cluster_Two_Lines_X(0.25,0.750);
031     //parm.Cluster_Two_Lines_Y(0.25,0.750);
032     //Example 3
033     parm.Bound_Clust_X(0.5);
034     parm.Bound_Clust_Y(0.5);
035
036     parm.Fill_del_xi_eta(del_xi,del_eta);
037
038     Domain physical(xdim,ydim);
039     physical.Read_Bd();
040     physical.Fill_del_xi_eta(del_xi,del_eta);
041     unsigned max_iter = 100;
042     double w = 1.90;
043     SORSOLVER(physical, parm, xdim, ydim);
044     //Reference or computational space
045     Domain ref(xdim,ydim);
046
047     //Writing the mesh in the physical space (GMV)
048     std::ofstream outPhy("gmv_Physical.dat",std::ios::out);
049     if(!(outPhy)) std::cerr << "ERROR : UNABLE TO OPEN \'outPhy\'\'\'n";
050     physical.GMV_Writer(outPhy);
051     if(outPhy.is_open()) outPhy.close();
052
053     //writing mesh in the parameter space (GMV)
054     std::ofstream outParm("gmv_Para.dat",std::ios::out);
055     if(!(outParm)) std::cerr << "ERROR : UNABLE TO OPEN \'outParm\'\'\'n";
056     parm.GMV_Writer(outParm);
057     if(outParm.is_open()) outParm.close();
058     parm.Matlab_Writer();
059
060     return EXIT_SUCCESS;
061 }
062

```

2.2 domain.h

```

001 #ifndef PARAMETER_SPACE
002 #define PARAMETER_SPACE
003 //*****
004 #include<iostream>
005 #include<iomanip>
006 #include<vector>
007 #include<iterator>
008 #include<fstream>
009 #include<sstream>
010 #include<map>
011 //*****
012 #include "matrix.h"
013 //*****
014 class Domain{
015 public:
016     Domain();
017     Domain(unsigned int xdim1, unsigned ydim1);
018     Domain(const Domain & org);
019     unsigned int XDIM() const ;
020     unsigned int YDIM() const ;
021     void Grid_Gen();
022     std::vector<double> XCOORDS();
023     std::vector<double> YCOORDS();
024     double Eriksson_1(double eta);
025
026     void Cluster_X_Near(double eta0);
027     void Cluster_Y_Near(double eta0);
028
029     void Cluster_Two_Lines_X(double eta1,double eta2);
030     void Cluster_Two_Lines_Y(double eta1,double eta2);
031
032     void Bound_Clust_X(double eta1);
033     void Bound_Clust_Y(double eta1);
034
035     double XCOORD(unsigned int i , unsigned j);
036     double YCOORD(unsigned int i , unsigned j);
037     void Read_Bd();
038     void Matlab_Writer();
039     void GMV_Writer(std::ofstream & outFile);
040     void Fill_del_xi_eta(double xi,double eta);
041     //void Call_Grid_Adapter();
042
043     //*****
044     std::vector<double> P11(unsigned int i , unsigned int j);
045     std::vector<double> P22(unsigned int i , unsigned int j);
046     std::vector<double> P12(unsigned int i , unsigned int j);
047     //*****
048     Matrix MeshX();
049     Matrix MeshY();
050     //*****
051     double G22(unsigned int i , unsigned int j);
052     double G11(unsigned int i , unsigned int j);
053     double X_xi(unsigned int i , unsigned int j);
054     double Y_xi(unsigned int i , unsigned int j);
055     double X_eta(unsigned int i , unsigned int j);
056     double Y_eta(unsigned int i , unsigned int j);
057     double X_xieta(unsigned int i , unsigned int j);
058     double Y_xieta(unsigned int i , unsigned int j);
059
060 private:
061     double del_eta,del_xi;
062     unsigned xdim,ydim;
063     Matrix x,y;
064     std::vector<double> xcoords,ycoords;
065 };
066 #endif
067
068

```

2.3 domain.cpp

```

001 #include "domain.h"
002
003 #ifndef _FUNCTIONS_
004 #include "functions.h"
005 #endif
006

```

```

007 #include <cassert>
008
009 Domain::Domain(){
010     xdim = 0 ; ydim = 0;
011 }
012 Domain::Domain(unsigned int xdim1, unsigned int ydim1){
013     xdim = xdim1 ; ydim = ydim1;
014 }
015 Domain::Domain(const Domain & org){
016     xdim = org.XDIM();
017     ydim = org.YDIM();
018     Grid_Gen();
019 }
020 unsigned int Domain::XDIM() const{
021     return xdim;
022 }
023 unsigned int Domain::YDIM() const{
024     return ydim;
025 }
026 void Domain::Grid_Gen(){
027     Matrix xt(xdim, ydim), yt(xdim, ydim);
028     assert(0 != xdim && 0 != ydim);
029     for(unsigned int j = 0 ; j < ydim ; ++j){
030         for(unsigned int i = 0 ; i < xdim ; ++i){
031             double t_x = double(i)/double(xdim-1.0);
032             double t_y = double(j)/double(ydim-1.0);
033             xt(i, j) = t_x ; yt(i, j) = t_y;
034         }
035     }
036     x = xt ; y = yt;
037 }
038 std::vector<double> Domain::XCOORDS(){
039     xcoords.resize(xdim*ydim); ycoords.resize(xdim*ydim);
040     for(int j = 0 ; j < ydim ; ++j){
041         for(int i = 0 ; i < xdim ; ++i){
042             int no = i+j*xdim;
043             xcoords[no] = x(i, j);
044             ycoords[no] = y(i, j);
045         }
046     }
047     return xcoords;
048 }
049 std::vector<double> Domain::YCOORDS(){
050     xcoords.resize(xdim*ydim); ycoords.resize(xdim*ydim);
051     for(int j = 0 ; j < ydim ; ++j){
052         for(int i = 0 ; i < xdim ; ++i){
053             int no = i+j*xdim;
054             xcoords[no] = x(i, j);
055             ycoords[no] = y(i, j);
056         }
057     }
058     return ycoords;
059 }
060
061 void Domain::Bound_Clust_X(double etal){
062
063     double alpha = 4.0;
064     double h = 1.0;
065     double h2 = 1.0;
066     double h1 = 0.0;
067
068     for(int j = 0 ; j < ydim ; ++j){
069         for(int i = 0 ; i < xdim ; ++i){
070
071             if(x(i, j) <= etal && 0 <= x(i, j)){
072                 double eta = x(i, j);
073                 x(i, j) = (h2-h1)* etal*(std::exp(alpha*eta/etal)-1.0)/(std::exp(alpha)-1.0)+h1;
074             }
075
076             if(x(i, j) >= etal && x(i, j) <= 1.0){
077                 double eta = x(i, j);
078                 x(i, j) = (h2-h1)*(1.0-(1.0-etal)*((std::exp(alpha*(1.0-eta)/(1.0-etal))-1.0)/(std::exp(alpha)-1.0)));
079             }
080
081         }
082     }
083
084 }
085
086 void Domain::Bound_Clust_Y(double etal){
087
088     double alpha = 4.0;
089     double h = 1.0;
090     double h2 = 1.0;
091     double h1 = 0.0;
092
093     for(int j = 0 ; j < ydim ; ++j){
094         for(int i = 0 ; i < xdim ; ++i){

```

```

095
096     if(y(i,j) <= etal && 0 <= y(i,j)){
097     double eta = y(i,j);
098     y(i,j) = (h2-h1)* etal*(std::exp(alpha*eta/etal)-1.0)/(std::exp(alpha)-1.0)+h1;
099     }
100
101     if(y(i,j) >= etal && y(i,j) <= 1.0){
102     double eta = y(i,j);
103     y(i,j) = (h2-h1)*(1.0-(1.0-etale)*((std::exp(alpha*(1.0-eta)/(1.0-etale))-1.0)/(std::exp(alpha)-1.0)));
104     }
105 }
106 }
107 }
108 }
109 }
110
111 //=====
112 double Domain::Eriksson_1(double eta){
113     double h = 1.0;
114     double alpha = 3.0;
115
116     return h*((std::exp(alpha*eta)-1.0)/(std::exp(alpha)-1.0));
117
118 }
119 }
120
121 void Domain::Cluster_Two_Lines_X(double etal,double eta2){
122
123     double alpha = 5.0;
124     double h = 1.0;
125     double eta0 = (etal+eta2)*0.5;
126
127     for(int j = 0 ; j < ydim ; ++j){
128     for(int i = 0 ; i < xdim ; ++i){
129
130         if(x(i,j) <= etal && 0 <= x(i,j)){
131         double eta = x(i,j);
132         x(i,j) = etal*(h-Eriksson_1(1-eta/etal));
133         }
134
135         if(x(i,j) >= etal && x(i,j) <= eta0 ){
136         double eta = x(i,j);
137         x(i,j) = h*etal+ (eta0-etal)*Eriksson_1((eta-etal)/(eta0-etal));
138         }
139
140
141         if(x(i,j) >= eta0 && x(i,j) <= eta2){
142         double eta = x(i,j);
143         x(i,j) = h*etal0 + (eta2-etal0)*(h-Eriksson_1((eta2-eta)/(eta2-etal0)));
144         }
145
146         if(x(i,j) >= eta2 && x(i,j) <= 1.0){
147         double eta = x(i,j);
148         x(i,j) = h*eta2 + (1.0-eta2)*Eriksson_1((eta-eta2)/(1.0-eta2));
149         }
150
151     }
152 }
153
154 }
155
156 void Domain::Cluster_Two_Lines_Y(double etal,double eta2){
157
158     double alpha = 5.0;
159     double h = 1.0;
160     double eta0 = (etal+eta2)*0.5;
161
162     for(int j = 0 ; j < ydim ; ++j){
163     for(int i = 0 ; i < xdim ; ++i){
164
165         if(y(i,j) <= etal && 0 <= y(i,j)){
166         double eta = y(i,j);
167         y(i,j) = etal*(h-Eriksson_1(1-eta/etal));
168         }
169
170         if(y(i,j) >= etal && y(i,j) <= eta0 ){
171         double eta = y(i,j);
172         y(i,j) = h*etal+ (eta0-etal)*Eriksson_1((eta-etal)/(eta0-etal));
173         }
174
175
176         if(y(i,j) >= eta0 && y(i,j) <= eta2){
177         double eta = y(i,j);
178         y(i,j) = h*etal0 + (eta2-etal0)*(h-Eriksson_1((eta2-eta)/(eta2-etal0)));
179         }
180
181         if(y(i,j) >= eta2 && y(i,j) <= 1.0){
182         double eta = y(i,j);

```



```

183     y(i,j) = h*eta2 + (1.0-eta2)*Eriksson_1((eta-eta2)/(1.0-eta2));
184     }
185 }
186 }
187 }
188 }
189 }
190 //=====
191 void Domain::Cluster_X_Near(double eta0){
192     double alpha = 3.0;
193     for(int j = 0 ; j < ydim ; ++j){
194         for(int i = 0 ; i < xdim ; ++i){
195             if(x(i,j) < eta0){
196                 double eta = x(i,j);
197                 x(i,j) = (double) eta0 * (exp(alpha) - exp(alpha * (double) (1 - eta / eta0))) / (exp(alpha) - 0.1e1);
198             }
199             if(x(i,j) > eta0){
200                 double eta = x(i,j);
201                 x(i,j) = (double) eta0 + (double) (1 - eta0) * (exp((double) (alpha * (eta - eta0) / (1 - eta0))) - 0.1e1)
202                 / (exp((double) alpha) - 0.1e1);
203             }
204         }
205     }
206 }
207 }
208 }
209 void Domain::Cluster_Y_Near(double eta0){
210     double alpha = 3.0;
211     for(int j = 0 ; j < ydim ; ++j){
212         for(int i = 0 ; i < xdim ; ++i){
213             if(y(i,j) < eta0){
214                 double eta = y(i,j);
215                 y(i,j) = (double) eta0 * (exp(alpha) - exp(alpha * (double) (1 - eta / eta0))) / (exp(alpha) - 0.1e1);
216             }
217             if(y(i,j) > eta0){
218                 double eta = y(i,j);
219                 y(i,j) = (double) eta0 + (double) (1 - eta0) * (exp((double) (alpha * (eta - eta0) / (1 - eta0))) - 0.1e1)
220                 / (exp((double) alpha) - 0.1e1);
221             }
222         }
223     }
224 }
225 double& Domain::XCOORD(unsigned int i , unsigned int j) {
226     if(i >= xdim || j >= ydim || i < 0 || j < 0){
227         std::cerr << "In XCOORDS(..,..) dim mismatch\n";
228     }
229     return x(i,j);
230 }
231 double& Domain::YCOORD(unsigned int i , unsigned int j){
232     if(i >= xdim || j >= ydim || i < 0 || j < 0){
233         std::cerr << "In YCOORDS(..,..) dim mismatch\n";
234     }
235     return y(i,j);
236 }
237 void Domain::Read_Bd(){
238     //Read the boundary of the physical domain
239     Matrix xt(xdim,ydim),yt(xdim,ydim);
240     for(int j = 0 ; j < ydim ; ++j){
241         for(int i = 0 ; i < xdim ; ++i){
242             if(0 == i || xdim-1 == i || 0 == j || ydim-1 == j){
243                 double zetal = double(i)/double(xdim-1.0);
244                 double etal = double(j)/double(ydim-1.0);
245                 xt(i,j) = zetal; yt(i,j) = etal;
246             }
247             xt(i,j) = XYcircle(zetal,etal,1);
248             yt(i,j) = XYcircle(zetal,etal,2);
249         }
250     }
251 }
252 }
253 //Create grid by the TFI
254 for(int j = 1 ; j < ydim-1 ; ++j){
255     for(int i = 1 ; i < xdim-1 ; ++i){
256         double zetal = double(i)/double(xdim-1.0);
257         double etal = double(j)/double(ydim-1.0);
258         xt(i,j) = (1.0-zetal)*xt(0,j) +zetal*xt(xdim-1,j) + (1.0-etal)*xt(i,0)+etal*xt(i,ydim-1)-
259         ((1.0-zetal)*(1.0-etal)*xt(0,0) + (zetal)*(1.0-etal)*xt(xdim-1,0)
260         + (zetal)*(etal)*xt(xdim-1,ydim-1) + (1.0-zetal)*etal*xt(0,ydim-1));
261         yt(i,j) = (1-zetal)*yt(0,j)+zetal*yt(xdim-1,j) + (1.0-etal)*yt(i,0)+etal*yt(i,ydim-1)-
262         ((1-zetal)*(1-etal)*yt(0,0) + (zetal)*(1-etal)*yt(xdim-1,0)
263         + (zetal)*(etal)*yt(xdim-1,ydim-1) + (1-zetal)*etal*yt(0,ydim-1));
264     }
265 }
266 x = xt ; y = yt ;
267 }
268 //=====
269 void Domain::Matlab_Writer(){
270 }

```

```

271     std::vector<double> x1 = XCOORDS();
272     std::vector<double> y1 = YCOORDS();
273     std::vector<double>::const_iterator viter;
274     std::ofstream outfile("matlab_out.m",std::ios::out);
275     if(!outfile) std::cerr << "Unable to open the matlab outfile\n";
276     outfile << "clear;\n";
277     outfile << "holdon=ishold;\n";
278
279     for(int j = 0 ; j < ydim ; ++j){
280     for(int i = 0 ; i < xdim ; ++i){
281         int no = i + j*xdim;
282         outfile << "x1(" << i+1 << ", " << j+1 << ")=" << x1[no] << "; "
283             << "y1(" << i+1 << ", " << j+1 << ")=" << y1[no] << "; " << std::endl;
284     }
285     }
286
287     outfile << "m = " << xdim << std::endl;
288     outfile << "n = " << ydim << std::endl;
289
290     outfile << "plot(x1(1,:),y1(1,:),'r'); hold on" << std::endl;
291     outfile << "plot(x1(m,:),y1(m,:),'r');" << std::endl;
292     outfile << "plot(x1(:,1),y1(:,1),'r');" << std::endl;
293     outfile << "plot(x1(:,n),y1(:,n),'r');" << std::endl;
294
295     outfile << "% Plot internal grid lines\n";
296     outfile << "for i=2:m-1, plot(x1(i,:),y1(i,:),'b'); end\n";
297     outfile << "for j=2:n-1, plot(x1(:,j),y1(:,j),'b'); end\n";
298
299     outfile << "if (~holdon), hold off, end" << std::endl;
300
301     outfile << "axis off;\n";
302
303     outfile.close();
304 }
305
306 void Domain::GMV_Writer(std::ofstream & outFile){
307
308     std::vector<double> xcoords = XCOORDS();
309     std::vector<double> ycoords = YCOORDS();
310
311     outFile << "gmvinput ascii\n";
312     outFile << "nodes " << xdim*ydim << std::endl;
313
314     for(int j = 0 ; j < ydim ; ++j){
315     for(int i = 0 ; i < xdim ; ++i){
316         int no = i + j*xdim;
317         outFile << xcoords[no] << " ";
318     }
319     }
320
321     outFile << std::endl << std::endl;
322     //writing y coord
323     for(int j = 0 ; j < ydim ; ++j){
324     for(int i = 0 ; i < xdim ; ++i){
325         int no = i + j*xdim;
326         outFile << ycoords[no] << " ";
327     }
328     }
329
330     outFile << std::endl << std::endl;
331     //forming cells
332     outFile << "cells " << (xdim-1)*(ydim-1) << std::endl;
333     for(int j = 0 ; j < (ydim-1) ; ++j){
334     for(int i = 0 ; i < (xdim-1) ; ++i){
335         int no = ( i + j*(xdim) )+1;
336         int nol = ( i + (j+1)*(xdim)+1);
337         outFile << "quad 4 " << std::endl;
338         outFile << no << " " << no+1 << " "
339             << nol+1 << " " << nol << std::endl;
340     }
341     }
342     outFile << std::endl;
343
344     outFile << std::endl << "endgmv\n";
345     outFile.close();
346 }
347 //*****
348 Matrix Domain::MeshX(){
349     return x;
350 }
351 Matrix Domain::MeshY(){
352
353     return y;
354 }
355 //*****
356 double Domain::G22(unsigned int i , unsigned int j){
357     double x1;double x2;double y1;double y2;
358     x1 = x(i,j-1); x2 = x(i,j+1) ;

```

```

359     y1 = y(i,j-1); y2 = y(i,j+1);
360     double g22 = std::pow((x2-x1)/(2.0*del_eta),2) +
361     std::pow((y2-y1)/(2.0*del_eta),2);
362     return g22;
363 }
364 double Domain::G11(unsigned int i , unsigned int j){
365     double x1 = x(i-1,j); double x2 = x(i+1,j);
366     double y1 = y(i-1,j); double y2 = y(i+1,j);
367     double g11 = std::pow((x2-x1)/(2.0*del_xi),2) +
368     std::pow((y2-y1)/(2.0*del_xi),2);
369     return g11;
370 }
371 double Domain::X_xi(unsigned int i , unsigned int j){
372     double x_xi;
373     x_xi = (x(i+1,j)-x(i-1,j))/(2.0*del_xi);
374     return x_xi;
375 }
376 double Domain::X_eta(unsigned int i , unsigned int j){
377     double x_eta;
378     x_eta = (x(i,j+1)-x(i,j-1))/(2.0*del_eta);
379     return x_eta;
380 }
381 double Domain::Y_xi(unsigned int i , unsigned int j){
382     double y_xi;
383     y_xi = (y(i+1,j)-y(i-1,j))/(2.0*del_xi);
384     return y_xi;
385 }
386 double Domain::Y_eta(unsigned int i , unsigned int j){
387     double y_eta;
388     y_eta = (y(i,j+1)-y(i,j-1))/(2.0*del_eta);
389     return y_eta;
390 }
391 double Domain::X_xieta(unsigned int i , unsigned int j){
392     return (x(i+1,j+1)+x(i-1,j-1)-x(i-1,j+1)-x(i+1,j-1))/(4.0*del_xi*del_eta);
393 }
394 double Domain::Y_xieta(unsigned int i , unsigned int j){
395     return (y(i+1,j+1)+y(i-1,j-1)-y(i-1,j+1)-y(i+1,j-1))/(4.0*del_xi*del_eta);
396 }
397 void Domain::Fill_del_xi_eta(double xi,double eta){
398     del_xi = xi; del_eta = eta;
399 }
400 std::vector<double> Domain::P11(unsigned int i , unsigned int j){
401     //x-t coordinate
402     //compute the jacobian at the point
403     double s_xi = (x(i+1,j)-x(i-1,j))/(2.0*del_xi);
404     double s_eta = (x(i,j+1)-x(i,j-1))/(2.0*del_eta);
405     double t_xi = (y(i+1,j)-y(i-1,j))/(2.0*del_xi);
406     double t_eta = (y(i,j+1)-y(i,j-1))/(2.0*del_eta);
407     double det = s_xi*t_eta-t_xi*s_eta;
408     double TI_11 = t_eta/det; double TI_12 = -t_xi/det;
409     double TI_21 = -s_eta/det; double TI_22 = s_xi/det;
410     double s_xixi = (x(i+1,j)-2.0*x(i,j)+x(i-1,j))/(del_xi*del_xi);
411     double s_etaeta = (x(i,j+1)-2.0*x(i,j)+x(i,j-1))/(del_eta*del_eta);
412     double s_xieta = (x(i+1,j+1)+x(i-1,j-1)-x(i-1,j+1)-x(i+1,j-1))/(4.0*del_xi*del_eta);
413     double t_xieta = (y(i+1,j+1)+y(i-1,j-1)-y(i-1,j+1)-y(i+1,j-1))/(4.0*del_xi*del_eta);
414     double t_xixi = (y(i+1,j)-2.0*y(i,j)+y(i-1,j))/(del_xi*del_xi);
415     double t_etaeta = (y(i,j+1)-2.0*y(i,j)+y(i,j-1))/(del_eta*del_eta);
416     std::vector<double> P11(2);
417
418     P11[0] = -(s_xixi*TI_11+t_xixi*TI_12);
419     P11[1] = -(s_xixi*TI_21+t_xixi*TI_22);
420
421     return P11;
422 }
423 std::vector<double> Domain::P22(unsigned int i , unsigned int j){
424     //x-t coordinate
425     //compute the jacobian at the point
426     double s_xi = (x(i+1,j)-x(i-1,j))/(2.0*del_xi);
427     double s_eta = (x(i,j+1)-x(i,j-1))/(2.0*del_eta);
428     double t_xi = (y(i+1,j)-y(i-1,j))/(2.0*del_xi);
429     double t_eta = (y(i,j+1)-y(i,j-1))/(2.0*del_eta);
430     double det = s_xi*t_eta-t_xi*s_eta;
431     double TI_11 = t_eta/det; double TI_12 = -t_xi/det;
432     double TI_21 = -s_eta/det; double TI_22 = s_xi/det;
433     double s_xixi = (x(i+1,j)-2.0*x(i,j)+x(i-1,j))/(del_xi*del_xi);
434     double s_etaeta = (x(i,j+1)-2.0*x(i,j)+x(i,j-1))/(del_eta*del_eta);
435     double s_xieta = (x(i+1,j+1)+x(i-1,j-1)-x(i-1,j+1)-x(i+1,j-1))/(4.0*del_xi*del_eta);
436     double t_xieta = (y(i+1,j+1)+y(i-1,j-1)-y(i-1,j+1)-y(i+1,j-1))/(4.0*del_xi*del_eta);
437     double t_xixi = (y(i+1,j)-2.0*y(i,j)+y(i-1,j))/(del_xi*del_xi);
438     double t_etaeta = (y(i,j+1)-2.0*y(i,j)+y(i,j-1))/(del_eta*del_eta);
439     std::vector<double> P22(2);
440     P22[0] = -(s_etaeta*TI_11+t_etaeta*TI_12);
441     P22[1] = -(s_etaeta*TI_21+t_etaeta*TI_22);
442     return P22;
443 }
444 std::vector<double> Domain::P12(unsigned int i , unsigned int j){
445     //x-t coordinate
446     //compute the jacobian at the point

```

```

447     double s_xi   = (x(i+1,j)-x(i-1,j))/(2.0*del_xi);
448     double s_eta  = (x(i,j+1)-x(i,j-1))/(2.0*del_eta);
449     double t_xi   = (y(i+1,j)-y(i-1,j))/(2.0*del_xi);
450     double t_eta  = (y(i,j+1)-y(i,j-1))/(2.0*del_eta);
451     double det = s_xi*t_eta-t_xi*s_eta;
452     double TI_11 = t_eta/det; double TI_12 = -t_xi/det;
453     double TI_21 = -s_eta/det; double TI_22 = s_xi/det;
454     double s_xixi = (x(i+1,j)-2.0*x(i,j)+x(i-1,j))/(del_xi*del_xi);
455     double s_etaeta = (x(i,j+1)-2.0*x(i,j)+x(i,j-1))/(del_eta*del_eta);
456     double s_xieta = (x(i+1,j+1)+x(i-1,j-1)-x(i-1,j+1)-x(i+1,j-1))/(4.0*del_xi*del_eta);
457     double t_xieta = (y(i+1,j+1)+y(i-1,j-1)-y(i-1,j+1)-y(i+1,j-1))/(4.0*del_xi*del_eta);
458     double t_xixi  = (y(i+1,j)-2.0*y(i,j)+y(i-1,j))/(del_xi*del_xi);
459     double t_etaeta = (y(i,j+1)-2.0*y(i,j)+y(i,j-1))/(del_eta*del_eta);
460     std::vector<double> P12(2);
461     P12[0] = -(s_xieta*TI_11+t_xieta*TI_12);
462     P12[1] = -(s_xieta*TI_21+t_xieta*TI_22);
463     return P12;
464 }
465
466

```

2.4 matrix.cpp

```

001 #ifndef MATRIX_H
002 #define MATRIX_H
003 class Matrix{
004 public:
005     unsigned int nx,ny;
006     std::vector<std::vector<double> > Elements;
007     Matrix(){
008     }
009
010     Matrix(unsigned int nx1,unsigned int ny1){
011     nx = nx1 ; ny = ny1;
012     //number of rows
013     Elements.resize(nx);
014     //fill each rows
015     for(unsigned int i = 0 ; i < nx ; ++i)
016         Elements[i].resize(ny,99.0);
017     }
018
019     void Clear(){
020     for(unsigned int i = 0 ; i < nx ; ++i)
021         Elements[i].clear();
022     }
023
024     double operator()(unsigned int ix, unsigned int iy){
025     return Elements[ix][iy];
026     }
027 };
028 #endif
029
030

```

2.5 sor_solver.cpp

```

001 #ifndef SOR_SOLVER
002 #define SOR_SOLVER
003
004 #include <vector>
005
006 #include "domain.h"
007 #include "matrix.h"
008
009 double Mesh_Residual(Matrix x, Matrix y ,
010     Matrix x_old, Matrix y_old,
011     unsigned int xdim, unsigned int ydim){
012     double resid = 0 ;
013     for(int j = 0 ; j < ydim ; ++j){
014     for(int i = 0 ; i < xdim ; ++i){
015         double x_resd = (x(i,j)-x_old(i,j));
016         double y_resd = (y(i,j)-y_old(i,j));
017         resid += (x_resd*x_resd+y_resd*y_resd);
018     }
019     }
020     return std::sqrt(resid);
021 }
022
023 bool SORSOLVER( Domain& physical, Domain & parm , unsigned int xdim1,unsigned int ydim1){

```

```

024  bool grid_dist = true;
025  bool run_ellip = true;
026
027  double tolerance = 1.0e-4;
028  unsigned max_iter = 100;
029  double w = 1.90;
030  double residual = 10.0;
031  unsigned int iter = 0;
032
033  unsigned int xdim=xdiml ; unsigned int ydim = ydiml;
034  Matrix x_old(xdim,ydim), y_old(xdim,ydim);
035
036  double del_xi = 1.0/double(xdim-1.0);
037  double del_eta = 1.0/double(ydim-1.0);
038
039  std::ofstream fout("gauss.dat",std::ios::out);
040  if(!fout.is_open()) std::cerr << "ERROR : UNABLE TO OPEN THE FILE \'\'gauss.dat\'\'\\n";
041
042  if(run_ellip){
043  while(iter < max_iter & residual > tolerance){
044      iter++;
045      x_old = physical.MeshX() ; y_old = physical.MeshY();
046      for(unsigned int j = 1 ; j < ydim-1 ; ++j){
047      for(unsigned int i = 1 ; i < xdim-1 ; ++i){
048
049          double g22 = physical.G22(i,j);
050          double g11 = physical.G11(i,j);
051          double x_xi = physical.X_xi(i,j);
052          double x_eta = physical.X_eta(i,j);
053          double y_xi = physical.Y_xi(i,j);
054          double y_eta = physical.Y_eta(i,j);
055          double x_xieta = physical.X_xieta(i,j);
056          double y_xieta = physical.Y_xieta(i,j);
057          double g12 = x_xi*x_eta+y_xi*y_eta;
058          double g = std::pow(x_xi*y_eta-y_xi*x_eta,2);
059
060          std::vector<double> P11 , P22,P12;
061
062          if(grid_dist){
063              P11 = parm.P11(i,j);
064              P22 = parm.P22(i,j);
065              P12 = parm.P12(i,j);
066          }else{
067              P11.push_back(0);P11.push_back(0);
068              P22.push_back(0);P22.push_back(0);
069              P12.push_back(0);P12.push_back(0);
070          }
071
072          double tmpx, tmpy;
073
074          tmpx = (g22*P11[0]-2.0*g12*P12[0]+g11*P22[0])*x_xi+
075          (g22*P11[1]-2.0*g12*P12[1]+g11*P22[1])*x_eta;
076
077          tmpy = (g22*P11[0]-2.0*g12*P12[0]+g11*P22[0])*y_xi+
078          (g22*P11[1]-2.0*g12*P12[1]+g11*P22[1])*y_eta;
079
080          double lhsx = 2.0*(g22/(del_xi*del_xi)+g11/(del_eta*del_eta));
081          double rhsx = g22*(physical.XCOORD(i+1,j)+physical.XCOORD(i-1,j))/(del_xi*del_xi)
082          +g11*(physical.XCOORD(i,j+1)+physical.XCOORD(i,j-1))/(del_eta*del_eta)
083          -2.0*g12*x_xieta + tmpx;
084
085          physical.XCOORD(i,j) = physical.XCOORD(i,j) + w*(rhsx/lhsx-physical.XCOORD(i,j));
086
087          double lhsy = lhsx;
088          double rhsy = g22*(physical.YCOORD(i+1,j)+physical.YCOORD(i-1,j))/(del_xi*del_xi)
089          +g11*(physical.YCOORD(i,j+1)+physical.YCOORD(i,j-1))/(del_eta*del_eta)
090          -2.0*g12*y_xieta+ tmpy;
091
092          physical.YCOORD(i,j) = physical.YCOORD(i,j) + w*(rhsy/lhsy-physical.YCOORD(i,j));
093      }
094  }
095
096  double mesh_resid = Mesh_Residual(physical.MeshX(),physical.MeshY(),x_old,y_old,xdim,ydim)
097  /((xdim-2)*(ydim-2));
098  std::cout << "Iteration = " << iter << ", Residual = "
099  << mesh_resid << std::endl;
100
101  fout << iter << " " << mesh_resid << std::endl;
102  residual = mesh_resid;
103  }
104  }
105
106  return true;
107 }
108 #endif
109
110

```

2.6 functions.h

```
001 #ifndef _FUNCTIONS_
002 #define _FUNCTIONS_
003
004 #include <vector>
005 #include <cmath>
006 #include <iomanip>
007 #include <iostream>
008
009 double XYcircle(double x, double y, unsigned int x_or_y) {
010     double r = 1.0;
011     double theta = 0.0;
012     double Pi = 4.0*atan(1.0);
013     if (0==y) {
014         theta = Pi/2.0*x;
015         if (x_or_y == 1)
016             return r*cos(theta);
017     else
018         return r*sin(theta);
019     }
020     if (1==x) {
021         theta = Pi/2+Pi/2*y;
022         if (x_or_y == 1)
023             return r*cos(theta);
024     else
025         return r*sin(theta);
026     }
027     if (1==y) {
028         theta=Pi+Pi/2*(1.0-x);
029         if (x_or_y == 1)
030             return r*cos(theta);
031     else
032         return r*sin(theta);
033     }
034     if (0==x) {
035         theta = 3.0*Pi/2.0+Pi/2.0*(1.0-y);
036         if (x_or_y == 1)
037             return r*cos(theta);
038     else
039         return r*sin(theta);
040     }
041 }
```

2.7 makefile

```
001 CXX = g++
002 SRC = main.cpp\
003 domain.cpp
004 OBJ = main.o\
005 domain.o
006 ell_mesh: $(OBJ)
007     $(CXX) -Wall -O3 -o ellmesh $(OBJ) $(LIB)
008 clean:
009     rm -f ellmesh
010     rm -f *.o
011
012
```

3 Numerical Examples

3.1 Example 1

In this example, we cluster the grids along the centre lines of a circular physical domain. Figure 4 shows the grid in the parameter space for concentrating grids at the centre lines of the physical space. Grid density in the physical space is determined by the grid density in the parameter space. Figure 5 shows the converged grid in the physical space. For generating this grid the lines 027 and 028 in the subsection 2.1 are used.

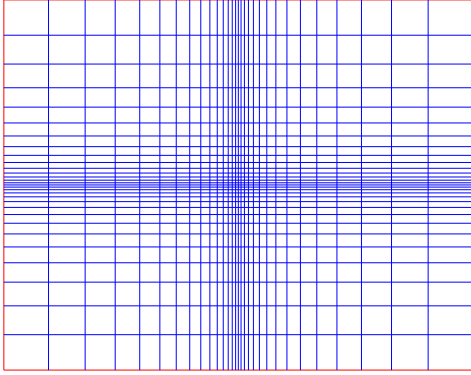


Figure 4: Grid in the parameter space.

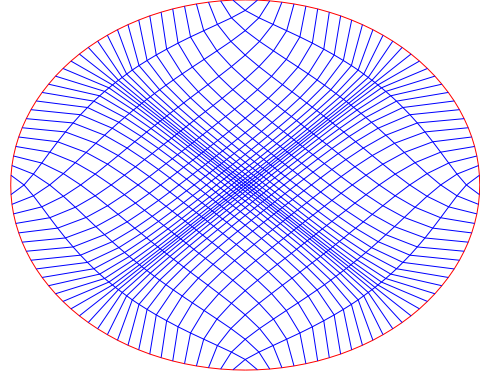


Figure 5: Adapted grid by elliptic system.

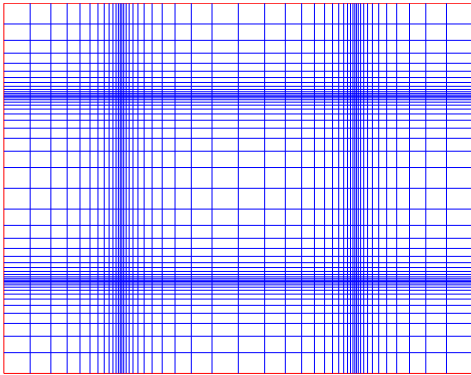


Figure 6: Grid in the parameter space.

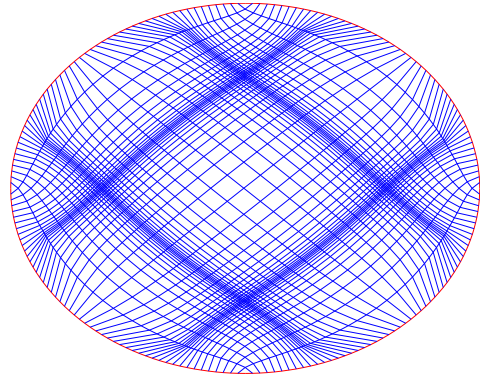


Figure 7: Adapted grid by elliptic system.

3.2 Example 2

See the Figure 6 for grids in the parameter space and the Figure 7 for the converged grids in the physical space. For generating the grids the lines 030 and 031 of the subsection 2.1 are used.

3.3 Example 3

In this example, we are interested in concentrating grids at the boundary of the physical space. Figure 8 shows the grid in the parameter space for concentrating grids at the boundary of the physical domain. The converged grids in the physical space is shown in the Figure 9. For generating the grids the lines 033 and 034 of the subsection 2.1 are used.

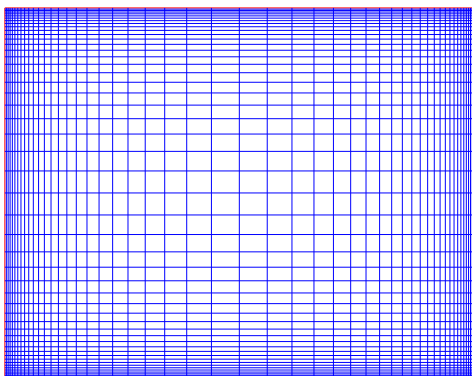


Figure 8: Grid in the parameter space.




Figure 9: Adapted grid by elliptic system.

4 Conclusions

An elliptic system for generating adaptive quadrilateral meshes in curved domains has been presented. A C^{++} implementation of the presented technique is also given. Three examples are reported for demonstrating the effectiveness of the technique and the implementation. Since, the quadrilateral meshes are very extensively used for numerical simulations and grid adaptation is required for capturing many important phenomenon such as the boundary layers. Thus, this software package can be a very useful tool.

Our package is freely available at www.mi.uib.no/~sanjay. The authors want to mention that they donot know of any freely available software package that can generate adaptive quadrilateral meshes.

References

- [1] Knupp, P. M., 1996, Jacobian-weighted elliptic grid generation. *SIAM J. Sci. Comput.*, **17**, 1475–1490.
- [2] Winslow, A. M., 1967, Equipotential zoning of two dimensional meshes. *J. Comput. Physics*, **1**.
- [3] Lee, S. H. and Soni, B. K., 2004, The enhancement of an elliptic grid using appropriate control functions. *Appl. Math. Comput.*, **159**, 809–821.
- [4] Codd, A. L., Manteuffel, T. A., McCormick, S. F. and Ruge, J. W., 2003, Multilevel first-order system least squares for elliptic grid generation. *SIAM J. Numer. Anal.*, **41**, 2210–2232 (electronic).
- [5] Spiridonov, V. and Zhedanov, A., 2000, Classical biorthogonal rational functions on elliptic grids. *C. R. Math. Acad. Sci. Soc. R. Can.*, **22**, 70–76.

- [6] Golik, W. L., 2000, Parallel solvers for planar elliptic grid generation equations. *Parallel Algorithms Appl.*, **14**, 175–186.
- [7] Mathur, J. S. and Chakrabarty, S. K., 1994, An approximate factorization scheme for elliptic grid generation with control functions. *Numer. Methods Partial Differential Equations*, **10**, 703–713.
- [8] Soni, B. K., 1993 Elliptic grid generation system: control functions revisited - I. *Appl. Math. Comput.*, **59**, 151–163.
- [9] Knupp, P. M., 1992, A robust elliptic grid generator, *J. Comput. Phys.*, **100**, 409–418.
- [10] Findling, A. and Herrmann, U., 1991, In the proceedings of Numerical grid generation in computational fluid dynamics and related fields (Barcelona, 1991), 781–792, North-Holland, Amsterdam.
- [11] Matsuno, K. and Dwyer, H. A., 1998, Adaptive methods for elliptic grid generation, *J. Comput. Phys.*, **77**, 40–52.
- [12] Cao, W., Huang, W. and Russell, R. D., 1999, A study of monitor functions for two-dimensional adaptive mesh generation, *SIAM J. Sci. Comput.*, **20**, 1978–1994.
- [13] Ortega, F. The General Mesh Viewer, GMV is an easy to use, 3-D scientific visualization tool designed to view simulation data from any type of structured or unstructured mesh. Freely available at <http://laws.lanl.gov/XCM/gmv/GMVHome.html>.

