

On 3-regular 4-ordered graphs

Karola Mészáros
 Massachusetts Institute of Technology
 karola@math.mit.edu

Abstract

A simple graph G is k -ordered (respectively, k -ordered hamiltonian), if for any sequence of k distinct vertices v_1, \dots, v_k of G there exists a cycle (respectively, hamiltonian cycle) in G containing these k vertices in the specified order. In 1997 Ng and Schultz introduced these concepts of cycle orderability and posed the question of the existence of 3-regular 4-ordered (hamiltonian) graphs other than K_4 and $K_{3,3}$. Ng and Schultz observed that a 3-regular 4-ordered graph on more than 4 vertices is triangle free. We prove that a 3-regular 4-ordered graph G on more than 6 vertices is square free, and we show that the smallest graph that is triangle and square free, namely the Petersen graph, is 4-ordered. Furthermore, we prove that the smallest graph after K_4 and $K_{3,3}$ that is 3-regular 4-ordered hamiltonian is the Heawood graph, and we exhibit forbidden subgraphs for 3-regular 4-ordered hamiltonian graphs on more than 10 vertices. Finally, we construct an infinite family of 3-regular 4-ordered graphs.

1 Introduction

The concept of k -ordered graphs was introduced in 1997 by Ng and Schultz [8]. A simple graph G is a graph without loops or multiple edges, and it is called *hamiltonian* if there exists a cycle that contains all vertices of G . In this paper we consider only connected finite simple graphs. A simple graph G is called k -ordered (respectively, k -ordered hamiltonian), if for any sequence of k distinct vertices v_1, \dots, v_k of G there exists a cycle (respectively, hamiltonian cycle) in G containing these k vertices in the specified order. Previous results concerning cycle orderability focus on minimum degree and forbidden subgraph conditions that imply k -orderedness or k -ordered hamiltonicity [2, 4, 5]. A comprehensive survey of results can be found in [3].

Any hamiltonian graph is necessarily 3-ordered hamiltonian as well as 3-ordered, thus we study k -orderedness for $k \geq 4$. Indeed, it is easy to see that hamiltonicity is equivalent to 3-ordered hamiltonicity, and 3-cyclability to 3-orderedness (a graph is said to be *3-cyclable*, if for any three vertices of the graph there exists a cycle containing them). If G is a hamiltonian graph of order $n \geq 3$, then G being k -ordered hamiltonian implies that G is $(k-1)$ -connected (see [8]). The arguments made in [8] hold in case of k -orderedness as well, namely, if G is a graph of order $n \geq 3$, then G being k -ordered implies that G is $(k-1)$ -connected. In particular, this implies that $\delta(G)$, the minimum degree of any vertex in a k -ordered graph G is at least $k-1$.

In [8], a search for small degree 4-ordered hamiltonian graphs was conducted and an infinite family of 4-regular 4-ordered hamiltonian graphs was exhibited. However, the only two 3-regular 4-ordered hamiltonian graphs found were K_4 and $K_{3,3}$. In this paper we analyze the class of all 3-regular graphs with the aim of determining whether or not there exist other 4-ordered (and 4-ordered hamiltonian) 3-regular graphs. In Section 2 we prove that a 3-regular 4-ordered graph on

more than 6 vertices is not only triangle free [8], but it is also square free and we show that the smallest (by the number of vertices) 3-regular triangle and square free graph, namely the Petersen graph, is 4-ordered. We also consider a common family of graphs generalizing the Petersen graph, and we show that the Petersen graph itself is the only member of this family that is 4-ordered. In Section 3, we exhibit a 4-ordered hamiltonian graph on 14 vertices, the Heawood graph, and show that it is the smallest graph after K_4 and $K_{3,3}$ that is 3-regular and 4-ordered hamiltonian. In Section 3 we also exhibit forbidden subgraphs for 3-regular and 4-ordered hamiltonian graphs. Finally, in Section 4, we conclude our paper by constructing an infinite family of 3-regular 4-ordered graphs that we call torus-graphs (torus-graphs can be embedded on the torus without crossing edges). Since 3-regular graphs have the lowest possible degree for 4-ordered graphs, the construction of torus-graphs answers the question of whether there are low degree 4-ordered graphs.

2 Forbidden subgraphs and the Petersen graph

It is easy to see that no 3-regular 4-ordered hamiltonian graph on more than 4 vertices contains a triangle (see [8]). Also, 3-regular 4-ordered graphs must be triangle free, by an analogous argument.

Theorem 2.1. *A 3-regular 4-ordered graph on more than 6 vertices does not contain a square.*

Proof. Suppose G is a 4-ordered graph on more than 6 vertices and it contains a square. By 4-orderedness, G is triangle free, as noted before. If there exists a square, say with vertices $A, B, C,$ and D (in order) such that some pair of edges incident to opposite vertices of the square $ABCD$ do not share a vertex, then we can show that G is not 4-ordered. Indeed, suppose without loss of generality, that the third edge incident to A is AE , that the third edge incident to C is CF , and that $E \neq F$. In this case, there can be no cycle in G containing the vertices F, E, C, A in this order because CF and AE cannot be edges in this cycle, which implies that AB, BC, CD, DA are all edges in this cycle, which contradicts the existence of a cycle containing vertices F, E, C, A in that order.

We now show that $K_{3,3}$ is the only 3-regular triangle free graph containing a square such that the edges incident to opposite vertices of any square it contains do share a vertex. Indeed, suppose H is a 3-regular triangle free graph containing a square $ABCD$, such that the edges incident to opposite vertices of any square it contains do share a vertex. Then, there exists a vertex E and a vertex F such that such that BE, DE, AF, CF are edges. As H is triangle free, it follows that $E \neq F$. Consider the square $ADCF$ in H , and its opposite vertices D and F . By assumption, the edges incident to opposite vertices of any square in H share a vertex, and as the degree of D is already 3, it follows that EF is an edge in H . As all of the vertices A, B, C, D, E, F already have degree 3 it follows that H is the graph on these six vertices with edges as described. It is easy to see that $H = K_{3,3}$. □

Corollary 2.2. *If G is a 3-regular 4-ordered graph on more than 6 vertices, then every vertex has exactly 6 vertices at distance 2.*

Proof. Note that in a 3-regular graph G any vertex has 2, 3, 4, 5, or 6 vertices at distance 2. By Theorem 2.1, in order for graph G on more than 6 vertices to be 4-ordered, it has to be square free. Observe that if there is a vertex v that has 2, 3, 4, or 5 vertices at distance 2, then v is a vertex of

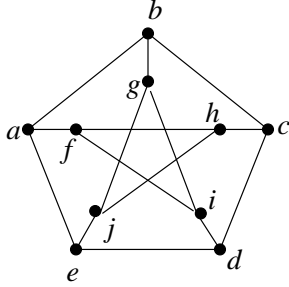


Figure 1: The Petersen graph is 4-ordered (Theorem 2.5).

a square in G . Thus, if G is a 3-regular 4-ordered graph on more than 6 vertices, then each vertex of G has exactly 6 vertices at distance 2. \square

The next two lemmas will be used to prove Theorem 2.5, in which we show that the smallest 3-regular graph that is triangle and square free is 4-ordered. This graph is the well-known Petersen graph, (see Figure 1).

A *walk* is a sequence of (not necessarily distinct) vertices x_1, x_2, \dots, x_n such that x_i is adjacent to x_{i+1} for all $1 \leq i \leq n - 1$. The length of a walk is the number of edges in the walk. Following [6], an *n-route* is a vertex disjoint walk of length n with specified initial point. A graph G is *n-transitive*, $n \geq 1$, if it has an *n-route* and if there is always an automorphism of G sending each *n-route* into any other *n-route*.

Lemma 2.3. ([6], p.175) *The Petersen graph is 3-transitive.*

The following well-known fact follows from Lemma 2.3:

Lemma 2.4. *Given any two 5-cycles in the Petersen graph, there exists an automorphism that takes one of the 5-cycles into the other.*

Theorem 2.5. *The Petersen graph is 4-ordered.*

Proof. Consider the Petersen graph as shown in Figure 1, and consider 4 vertices v_1, v_2, v_3, v_4 specified in order in the Petersen graph. We consider three cases depending on how the 4 vertices are distributed: either all 4 specified vertices are among vertices a, b, c, d, e , or 3 of them are from a, b, c, d, e , or 2 of them are from a, b, c, d, e . Call the cycle containing the vertices a, b, c, d, e the *outer cycle*, and the cycle containing the vertices f, h, j, g, i the *inner cycle* of the Petersen graph.

Consider the case when there are 3 vertices specified on the outer cycle, and 1 vertex specified on the inner cycle. Without loss of generality, the vertex on the inner cycle can be specified to be the first vertex, v_1 , and the 3 vertices specified on the outer cycle the second, third, and fourth, v_2, v_3, v_4 . We now show that in this case regardless of exactly which 4 vertices v_1, v_2, v_3, v_4 are, there is a cycle containing them in this order.

Let x_2 and x_4 be the vertices on the inner cycle that are adjacent to v_2 and v_4 , respectively. Go from v_1 on the inner cycle $f-h-j-g-i$ until x_2 , without meeting x_4 . Then go from x_2 to v_2 , and from

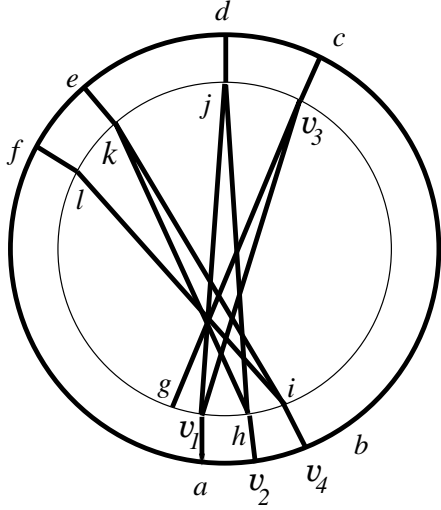


Figure 2: The generalized Petersen graphs are not 4-ordered (Proposition 2.6).

v_2 go to v_3 and then to v_4 on the outer cycle $a-b-c-d-e$. From v_4 go to x_4 and then to v_1 without meeting x_2 . This completes the cycle that contains v_1, v_2, v_3, v_4 in this order.

Thus, by Lemma 2.4, if there are exactly 3 of the 4 specified vertices on any 5-cycle in the Petersen graph, then we have a cycle containing the 4 vertices in the specified order.

This observation makes it unnecessary to check the case of all 4 vertices being among vertices a, b, c, d, e , as in this case there is a 5-cycle containing exactly 3 of the specified vertices. Furthermore, in the case that 2 of the specified vertices are from a, b, c, d, e , and 2 from f, g, h, i, j it suffices to consider the case when these 4 vertices are in relative positions as a, c, i, j since in all other cases there is a 5-cycle containing 3 of the specified vertices. For these remaining cases, one can easily find a cycle containing the vertices no matter how we specify their order. □

We now consider a common family of graphs generalizing the Petersen graph and show that the Petersen graph itself is the only member of this family that is 4-ordered, although they are all 3-ordered hamiltonian with the exception of the Petersen graph ([7], p.136).

A *star graph* $S_{n,k}$, where n, k are positive integers, is a graph on vertices A_1, A_2, \dots, A_n such that A_i and A_j are adjacent if the indices i and j differ by k modulo n . The *generalized Petersen graph* $P_{n, \lfloor \frac{n-1}{2} \rfloor}$, $n \geq 5$, is a graph consisting of an cycle of length n on the vertices B_1, B_2, \dots, B_n (in order) and a star graph $S_{n, \lfloor \frac{n-1}{2} \rfloor}$ on vertices A_1, A_2, \dots, A_n , such that A_i and B_i are adjacent for all $i = 1, 2, \dots, n$. One can imagine the vertices B_1, B_2, \dots, B_n to be drawn on an outer cycle and the vertices A_1, A_2, \dots, A_n on an inner cycle. Note that $P_{5,2}$ is the standard Petersen graph.

Proposition 2.6. *The generalized Petersen graph $P_{n, \lfloor \frac{n-1}{2} \rfloor}$ is not 4-ordered for $n > 5$.*

Proof. If $n = 6$, $P_{6,2}$ is 3-regular and contains a triangle, thus it is not 4-ordered. In Figure 2 we depicted some edges of $P_{n, \lfloor \frac{n-1}{2} \rfloor}$ in the case $n > 6$. The thick lines denote edges in the graph, and

the thin line denotes the circle upon which the star graph is drawn. Note that if $n = 7$, then $b = c$ and $g = l$ in Figure 2; however, this has no effect on the following arguments.

In Figure 2 we also marked vertices $1, 2, 3, 4$ and we now show that there is no cycle containing these vertices in this specified order. Indeed, suppose that there is such a cycle C . As 13 and 24 are edges that cannot occur in C , it follows that C must contain edges $j1, 1a, a2, 2h, i4, 4b, g3,$ and $3c$; and since $1-a-2$ is a path in C this also shows that the edges $j1, 1a, a2,$ and $2h$ are oriented from their first vertex to the second (i.e., $j1$ is oriented from j to 1 , etc.). As hk and hj are the remaining edges from h , and $j1$ is an edge in C , it follows that C contains hk with this orientation. Also, as il and ik are the remaining edges from i , and k has been visited when we were going from 2 to 3 , it follows that C contains the edge il . As $kh, ki,$ and ke are the edges from k , and edge hk has been used, and ki cannot be used as it would create a path in C directly from 2 to 4 , it follows that C contains the edge ke with this orientation. Because edge hj cannot be in C , the edge dj must be in C , with this orientation. If the edge cd were in C , then there would be a direct path in C from 3 to 1 , which is impossible; and thus ed must be an edge in C . But then there is a closed cycle from 1 to 2 and back to 1 in C , which is also impossible, giving us a contradiction. \square

3 The Heawood Graph

In this section we show that the Heawood graph, the smallest 3-regular graph that is triangle, square, and pentagon free ([1], p. 42), is 4-ordered hamiltonian (Figure 3).

Lemma 3.1. ([6], p.174) *The Heawood graph is 4-transitive.*

Corollary 3.2. *The diameter of the Heawood graph is 3. Furthermore, if two vertices X and Y of the Heawood graph are at distance 3, then there are two disjoint paths of length 3 between X and Y .*

Proof. Take any vertex v in the Heawood graph. Observe that in order to prove that the diameter is 3, it suffices to check that all vertices are at distance less than 4 from v and there is a vertex at distance 3 from v , which is easily done. In order to show that if two vertices X and Y of the Heawood graph are at distance 3, then there are two disjoint paths of length 3 between X and Y , it suffices to find two vertices X and Y at distance 3 with two disjoint paths between them, say P_1 and P_2 , which is easily done. Then, by applying Lemma 3.1 the claim follows for any two vertices X' and Y' at distance 3. \square

Theorem 3.3. *The Heawood graph is 4-ordered hamiltonian.*

Proof. We will consider cases depending on the distances between the 4 specified vertices v_1, v_2, v_3, v_4 . We denote the distance between vertices X and Y by $d(X, Y)$.

Case 1. Some 2 of the 4 specified vertices are at distance 1. Without loss of generality these are either v_1 and v_2 or v_1 and v_3 .

Case 1.1.1. $d(v_1, v_2) = 1, d(v_2, v_3) = 1$. By Lemma 3.1, we can suppose without loss of generality that v_1, v_2, v_3 are respectively A, B, C . In this case wherever v_4 is, it is clear that $A-B-C-D-E-F-G-H-I-J-K-L-M-N-A$ is the desired hamiltonian cycle.

Case 1.1.2. $d(v_1, v_2) = 1, d(v_2, v_3) = 2$, and there is a length 2 path from v_2 to v_3 not containing v_1 . By Lemma 3.1, we can suppose without loss of generality that v_1, v_2, v_3 are respectively $A, B,$

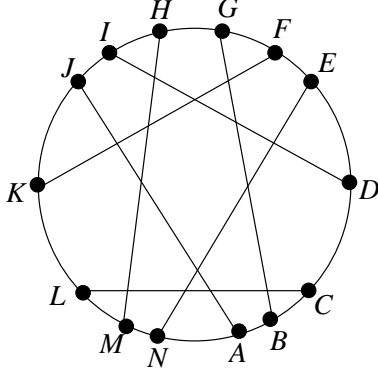


Figure 3: The Heawood graph is 4-ordered hamiltonian (Theorem 3.3).

D . In the case $v_4 \neq C$, it is clear that $A-B-C-D-E-F-G-H-I-J-K-L-M-N-A$ is the desired hamiltonian cycle. In case $v_4 = C$, the desired hamiltonian cycle is $A-B-G-H-I-J-K-F-E-D-C-L-M-N-A$.

Case 1.1.3. $d(v_1, v_2) = 1$, $d(v_2, v_3) = 2$, and there is no length 2 path from v_2 to v_3 not containing v_1 . We can suppose that v_1, v_2, v_3 are respectively A, B, N . In the case $v_4 \neq C, M, L$, the desired hamiltonian cycle is $A-B-C-L-M-N-E-D-I-H-G-F-K-J-A$. In the case $v_4 = C$ or $v_4 = M$ or $v_4 = L$, the desired hamiltonian cycle is $A-B-G-F-E-N-M-H-I-D-C-L-K-J-A$.

Case 1.1.4. $d(v_1, v_2) = 1$, $d(v_2, v_3) = 3$. By Corollary 3.2 there is a length 3 path from v_2 to v_3 not containing v_1 . Thus, by Lemma 3.1 we can suppose that v_1, v_2, v_3 are respectively A, B, E .

In the case $v_4 \neq F, G, H, I, J, K$, the desired hamiltonian cycle is $A-B-G-H-I-J-K-F-E-D-C-L-M-N-A$. Clearly, in the case v_4 is F, G, H, I, J , or K the desired hamiltonian cycle is $A-B-C-D-E-F-G-H-I-J-K-L-M-N-A$.

Case 1.2.1. $d(v_1, v_3) = 1$, $d(v_3, v_4) = 1$. We can suppose by Lemma 3.1 that v_1, v_3, v_4 are respectively A, B, C . If $v_2 = D, E, F, G, H, I, J$, or K , the desired hamiltonian cycle is $A-J-K-F-E-D-I-H-G-B-C-L-M-N-A$. On the other hand, if $v_2 = L$ or $v_2 = M$, according to Lemma 3.1 this is the same as if v_1, v_2, v_3, v_4 are respectively A, D, B, C or A, E, B, C ; thus this is also covered by the previous case. Finally, if $v_2 = N$, then the desired hamiltonian cycle is $A-N-E-F-K-L-M-H-G-B-C-D-I-J-A$.

Case 1.2.2. $d(v_1, v_3) = 1$, $d(v_3, v_4) = 2$, and there is a length 2 path from v_3 to v_4 not containing v_1 . We can suppose that v_1, v_3, v_4 are respectively A, B, D . In the case $v_2 = C$, the desired hamiltonian cycle is $A-J-K-L-C-B-G-F-E-D-I-H-M-N-A$. In the case $v_2 \neq C, I, J$, the desired hamiltonian cycle is $A-N-E-F-K-L-M-H-G-B-C-D-I-J-A$. In the case $v_2 = I$ or $v_2 = J$ the desired hamiltonian cycle is $A-J-I-H-M-L-K-F-G-B-C-D-E-N-A$.

Case 1.2.3. $d(v_1, v_3) = 1$, $d(v_3, v_4) = 2$, and every length 2 path from v_2 to v_3 contains v_1 . We can suppose that v_1, v_3, v_4 are respectively A, B, N . In the case $v_2 \neq E, F, G$, the desired hamiltonian cycle is $A-J-K-L-M-H-I-D-C-B-G-F-E-N-A$. In the case $v_2 = E$ or $v_2 = F$ or $v_2 = G$, the desired hamiltonian cycle is $A-J-K-F-E-D-I-H-G-B-C-L-M-N-A$.

Case 1.2.4. $d(v_1, v_3) = 1$, $d(v_3, v_4) = 3$. By Corollary 3.2 there is a path from v_3 to v_4 not containing v_1 . Thus, we can suppose that v_1, v_3, v_4 are respectively A, B, E . Applying Lemma 3.1 to 3-routes $B-A-N-E$ and $A-B-C-D$, we can identify this case with v_3, v_1, v_4 being A, B, D respectively. If $v_2 = C, L, M$, or N , the desired hamiltonian cycle is $B-C-L-M-N-A-J-K-F-E-D-I-H-G-B$. If $v_2 =$

F, G, J , or K the desired hamiltonian cycle is $B-G-F-K-J-A-N-E-D-I-H-M-L-C-B$. The remaining cases that we have to consider are when $v_2 = E, H$, or I . As $A-B-C-D-E$ and $A-B-C-D-I$ are both 4-routes, by Lemma 3.1 it suffices to consider only the cases when $v_2 = H$ or $v_2 = I$. In this case the desired hamiltonian cycle is $B-G-H-I-J-A-N-M-L-K-F-E-D-C-B$.

Case 2. No 2 of the 4 specified vertices are at distance 1. As the diameter is 3, the possible distances are 2 and 3.

Case 2.1. $d(v_1, v_2) = d(v_1, v_3) = d(v_1, v_4) = 2$. Without loss of generality we can assume that either v_4, v_1, v_2 are N, B, D or v_4, v_1, v_2 are L, B, D .

In the case v_4, v_1, v_2 are N, B, D , as no two of the four specified vertices are at distance 1, $v_3 \neq A, C$; and thus the desired hamiltonian cycle is $B-C-D-E-F-G-H-I-J-K-L-M-N-A-B$.

In the case v_4, v_1, v_2 are L, B, D , as no two of the four specified vertices are at distance 1, $v_3 \neq A, C, M$; and thus if $v_3 \neq N$ the desired hamiltonian cycle is $B-C-D-E-F-G-H-I-J-K-L-M-N-A-B$. If $v_3 = N$, then the desired hamiltonian cycle is $B-G-F-E-D-I-H-M-N-A-J-K-L-C-B$.

Case 2.2. Some 2 vertices are at distance 2 from v_1 , and 1 is at distance 3. The case when v_2 and v_4 are at distance 2 from v_1 can be solved analogously to Case 2.1. Consider the case $d(v_1, v_2) = d(v_1, v_3) = 2$ and $d(v_1, v_4) = 3$. Without loss of generality, either v_3, v_1, v_2 are N, B, D or v_3, v_1, v_2 are L, B, D . In the case v_3, v_1, v_2 are N, B, D , the only possibility for v_4 is K , and the desired hamiltonian cycle is $B-C-D-E-N-M-L-K-F-G-H-I-J-A-B$. In the case v_3, v_1, v_2 are L, B, D , then all the points that are distance 3 from v_1 would be at distance 1 from some of the vertices v_2 or v_3 , contradicting our assumption.

Case 2.3. Some 2 vertices are at distance 3 from v_1 , and the remaining vertex is at distance 2. We can suppose without loss of generality that either $d(v_1, v_2) = 2$, or $d(v_1, v_3) = 2$.

If $d(v_1, v_2) = 2$, suppose v_1, v_2 are B, D . As the 4 vertices at distance 3 from B are E, I, K, M and $d(v_2, E) = 1, d(v_2, I) = 1$, we have that $\{v_3, v_4\} = \{K, M\}$. If $v_4 = K$ and $v_3 = M$, then the desired hamiltonian cycle is $B-C-D-E-N-M-L-K-F-G-H-I-J-A-B$, whereas if $v_3 = K$ and $v_4 = M$, then the desired hamiltonian cycle is $B-C-D-E-F-G-H-I-J-K-L-M-N-A-B$.

If $d(v_1, v_3) = 2$, suppose v_1, v_3 are B, D . By an analogous argument as above $\{v_2, v_4\} = \{K, M\}$. If $v_2 = K$ and $v_4 = M$, then the desired hamiltonian cycle is $B-A-J-K-F-G-H-I-D-E-N-M-L-C-B$, whereas if $v_4 = K$ and $v_2 = M$, then the desired hamiltonian cycle is $B-A-N-M-H-G-F-E-D-I-J-K-L-C-B$.

Case 2.4. Suppose that all 3 points are at distance 3 from v_1 . Without loss of generality, let $v_1 = B$. The distance 3 vertices from v_1 are E, I, K, M and regardless of which 3 of these we choose for v_2, v_3, v_4 , there will be two at distance 2. However, as the choice of v_1 was without loss of generality in all previous cases, this case cannot occur. □

Theorem 3.4. *The Heawood graph is the graph on the fewest vertices, after K_4 and $K_{3,3}$, that is 3-regular 4-ordered hamiltonian.*

Proof. The only 3-regular 4-ordered hamiltonian graphs on fewer than 7 vertices are K_4 and $K_{3,3}$, [8]. By [8] and Theorem 2.1, all 3-regular 4-ordered hamiltonian graphs on more than 6 vertices are both triangle and square free. The smallest such 3-regular graph is the Petersen graph on 10 vertices, and it is not hard to see that it is the only 3-regular triangle- and square-free graph on 10 vertices. As it is not hamiltonian, it is not 4-ordered hamiltonian either. Since a 3-regular graph has even number of vertices, the only possibility for a 3-regular 4-ordered hamiltonian graph on fewer than 14 vertices is a 3-regular graph on 12 vertices that is triangle and square free.

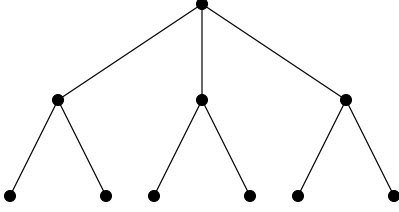


Figure 4: Each vertex has six vertices at distance two.

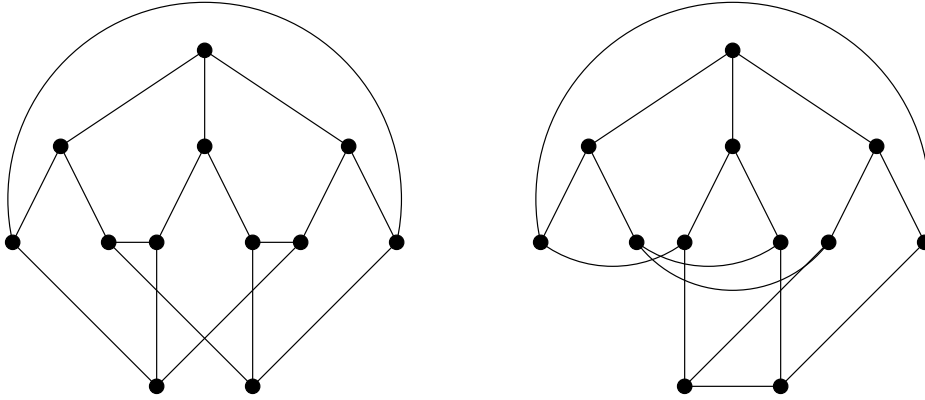


Figure 5: The two triangle- and square-free 3-regular graphs on 12 vertices.

As square-freeness of a graph G is equivalent to each vertex of G having 6 vertices at distance 2, it follows given any triangle- and square-free graph G on at least 10 vertices and an arbitrary vertex v of G , the induced subgraph of G on v and the vertices that are at distance 1 and at distance 2 from v contains the graph in Figure 4 as a subgraph. Since the graph in Figure 4 has 10 vertices, only two vertices have to be added to obtain a 3-regular triangle- and square-free graph on 12 vertices. It is not hard to see that there are only two non-isomorphic 3-regular graphs on 12 vertices that are triangle free and square free (Figure 5).

We now show that neither of the two triangle- and square-free 3-regular graphs on 12 vertices are 4-ordered hamiltonian.

Consider Figure 6. We show that there is no hamiltonian cycle containing vertices A, E, D, J in this order. Suppose for sake of contradiction that there is a hamiltonian cycle \mathcal{C} containing vertices A, E, D, J in this order. Then edges AD and EJ are not in the cycle, thus edges $CA, AB, BE, EK, ID, DJ, JL$ are in the cycle, and it is not hard to see that they are oriented in this way (i.e., we are going from C to A , from A to B , etc.). Note that the only way to get from E to D without meeting C and L (vertices that are on \mathcal{C} after meeting all of A, E, D, J) is to take the edge KI from K to I . However, there is no path from L to C exactly including vertices G and H , thus there is no hamiltonian cycle \mathcal{C} containing vertices A, E, D, J in this order.

Consider Figure 7. We show that there is no hamiltonian cycle containing vertices A, E, C, G in this order. Suppose for sake of contradiction that there is a hamiltonian cycle \mathcal{C} contain-

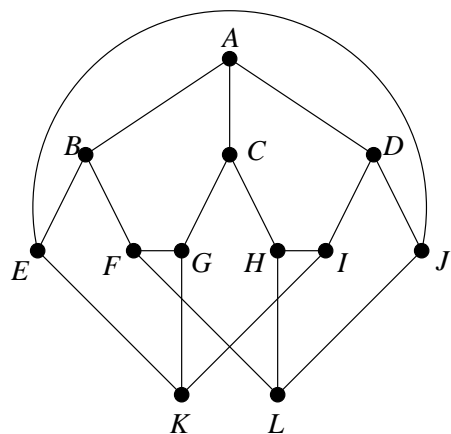


Figure 6: There is no hamiltonian cycle containing vertices A, E, D, J in this order.

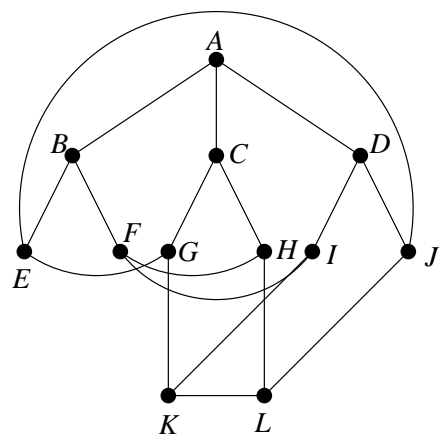


Figure 7: There is no hamiltonian cycle containing vertices A, E, C, G in this order.

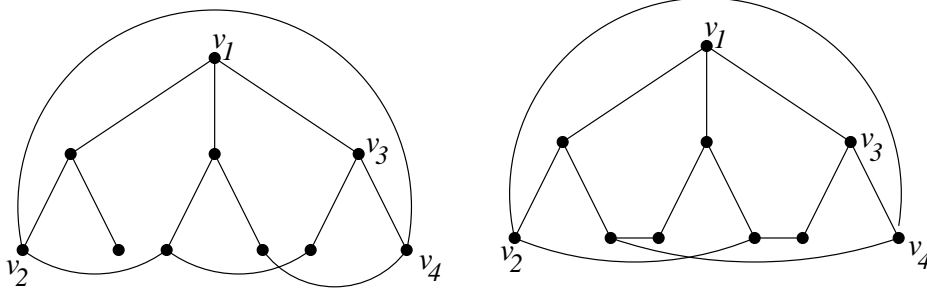


Figure 8: There is no 4-ordered hamiltonian graph G on more than 10 vertices that contains these graphs as subgraphs.

ing vertices A, E, C, G in this order. Then edges AC and EG are not in the cycle, thus edges $DA, AB, BE, EJ, HC, CG, GK$ are in the cycle, and it is not hard to see that they are oriented in this way (i.e., we are going from D to A , from A to B , etc.). Since edge JD cannot be in \mathcal{C} as it would mean that \mathcal{C} does not contain C and G , \mathcal{C} contains edge ID , with this orientation. If KI were not in \mathcal{C} , this would imply FI and HF were in \mathcal{C} , which is impossible given that HC is oriented from H to C . Thus, edge KI is in \mathcal{C} . As DJ is not in \mathcal{C} , it follows that JL is in \mathcal{C} . Now we have to get from L first to C and then to G , and so it follows that edge LH is in \mathcal{C} . However, in this case \mathcal{C} does not contain F , therefore \mathcal{C} is not a hamiltonian cycle, leading to the desired contradiction. □

Proposition 3.5. *A 4-ordered hamiltonian graph G on more than 10 vertices contains neither of the graphs in Figure 8 as subgraphs.*

Proof. The proof follows the arguments in the proof of Theorem 3.4, where v_1, v_2, v_3, v_4 are the four vertices for which there is no hamiltonian cycle containing them in this order. See Figure 8. □

Proposition 3.6. *There is no 4-ordered hamiltonian graph G that contains the graph in Figure 9 as a subgraph.*

Proof. Suppose the graph in Figure 9 is a subgraph of a 4-ordered hamiltonian graph G . Then there exists a hamiltonian cycle \mathcal{C} in G containing vertices D, E, G, H in this order. Since edges DG and EH cannot be in \mathcal{C} , edges CD, DB, BE, EF, IG, GH and HJ are in \mathcal{C} . As \mathcal{C} is a hamiltonian cycle, and since edge BA cannot be in \mathcal{C} as DB and BE are, it follows that edges IA and AJ must be in \mathcal{C} . However, edges AI, IG, GH, HJ and JA form a cycle, which contradicts the existence of \mathcal{C} . □

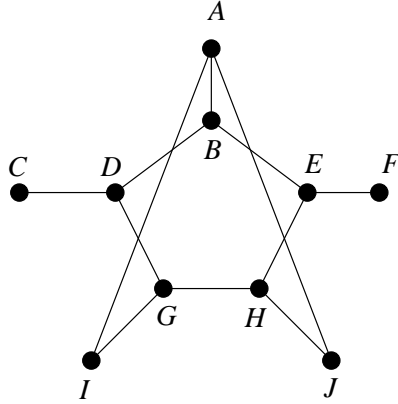


Figure 9: There is no 4-ordered hamiltonian graph G that contains this graph as a subgraph.

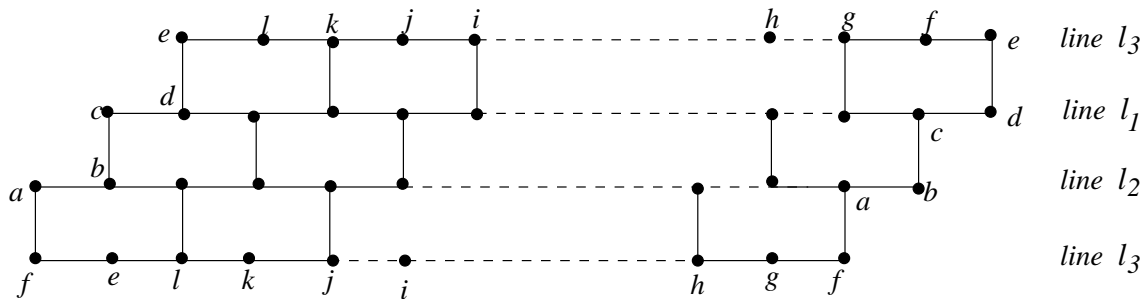


Figure 10: The torus-graphs. Note that the vertices with the same names are identified, and consequently l_3 is both the bottom and the top line.

4 A Family of 4-ordered 3-regular graphs

In this section we introduce an infinite family of 3-regular 4-ordered graphs that answers the question of the existence of an infinite family of low degree 4-ordered graphs. These graphs, which we will refer to as *torus-graphs*, are similar to the Heawood graph in that they have girth 6, and just as the Heawood graph can be embedded on the torus, they too can be embedded in the torus. A general torus-graph is shown in Figure 10. The dashed lined signify that there are more hexagons in each of the three rows, and we will always assume we have sufficiently many hexagons in each row. The labelings a, b, c, \dots, k, l show which vertices are identified.

Theorem 4.1. *The torus-graphs presented in Figure 10 are 3-regular 4-ordered graphs for long enough rows.*

Proof. We consider the graphs as drawn in the plane, and we shall refer to left and right movements, as well as up and down movements, when referring to moves on the horizontal and vertical lines respectively. Furthermore, we refer to the horizontal lines in Figure 10 as lines l_1, l_2, l_3 , where the

top and the bottom lines are l_3 , and l_1 and l_2 are, respectively, the second and third horizontal lines from the top.

We analyze all possible ways of specifying the 4 points, v_1, v_2, v_3, v_4 , and in each case we exhibit a cycle containing them in the specified order.

We consider cases depending on how the 4 points are distributed among the lines.

Case 1. All 4 points are on the same line. Without loss of generality, say the line is l_2 .

Case 1.1. If beginning from v_1 the 4 points are in the order v_1, v_2, v_3, v_4 along the line, either going to the right on the line or to the left starting at v_1 , then just trace along l_2 to obtain the desired cycle.

Case 1.2. If the 4 points are not in order v_1, v_2, v_3, v_4 , we can suppose without loss of generality that they are in order v_1, v_2, v_4, v_3 when going to the right from v_1 . In this case we consider two subcases.

Case 1.2.1. v_1 and v_3 are not adjacent. Then, do the following:

- go right from v_1 to v_2 on line l_2
- go down or up from v_2 (depending whether the vertical edge starting at v_2 is down or up) to the nearest line; suppose without loss of generality that the edge we took was down
- go right until reaching either the vertical edge that has v_3 as its end or the vertical edge with an end that is one step to the right of v_3 , and traverse this vertical edge, returning to the line l_2
- go left, hitting v_3 and v_4 and go until the vertex next to v_2 , and from this vertex take the edge up
- if the vertical edge from v_1 is up, continue on this line (l_1) until hitting that edge and take it to v_1 ; if the vertical edge from v_1 is down, go one step left, go up, and then continue left along l_3 until hitting the vertical edge of v_1 and take it to v_1

Case 1.2.2. v_1 and v_3 are adjacent. We can suppose without loss of generality that the vertical edge of v_1 is down, and consequently that the vertical edge of v_3 is up.

If the vertical edge of v_2 is down,

- go right from v_1 to v_2
- take the vertical edge from v_2 down to l_3
- go right on l_3 until the vertex that is next to the vertical edge from v_1
- go down to l_1
- take a step left, and then step down to l_2 , hitting v_3
- go left, hitting v_4 , until the vertex next to v_2 , and from this vertex take the edge up
- go one step left, go up, and then go left until hitting the vertical edge of v_1 and take it to v_1

If the vertical edge of v_2 is up,

- go right from v_1 to v_2

- take the vertical edge from v_2 up to l_1
- go right until hitting the vertical edge from v_3
- go down to l_1 hitting v_3
- go left, hitting v_4 , until the vertex that is next to v_2 , and from this vertex take the edge down
- go left until hitting the vertical edge of v_1 and take it to v_1

Case 2. There are 3 points on one line (say on line l_1) and 1 on another. Without loss of generality we can suppose that the 3 points on line l_1 are v_1, v_2, v_3 , and that this is the order as we go from v_1 to the right. Also, we can suppose without loss of generality that v_4 is on line l_2 .

Case 2.1. Both v_1 and v_3 have vertical edges down.

- go from v_1 to the right to v_2 and then to v_3
- go down, go in the direction so as to hit v_4 and then the vertical edge of v_1
- go up to v_1

Case 2.2. Both v_1 and v_3 have vertical edges up. Analysis can be done similarly as before.

Case 2.3. If the vertical edge from v_1 is up, from v_3 is down, v_1 and v_3 are non-adjacent,

- go from v_1 to the right to v_2 and then to v_3
- go down, go in the direction so as to hit v_4 and then the vertical edge to the left of v_1
- go up to l_1 and go one step right to v_1

If the vertical edge from v_1 is up, from v_3 is down, v_1 and v_3 are adjacent,

- go from v_1 to the right to v_2 and then to v_3
- go down, go in either direction so as to hit v_4 and then take the first vertical edge down to l_3
- go on l_3 so as to hit the vertical edge of v_1 , and then take it and go to v_1

Case 2.4 If the vertical edge from v_1 is down, and the vertical edge from v_3 is up, v_1 and v_3 are non-adjacent, or if the vertical edge from v_1 is down, and the vertical edge from v_3 is up, v_1 and v_3 are adjacent, an analysis similar as before gives the desired cycle.

Case 3. There is a line with exactly 2 vertices on it. Without loss of generality these are either v_1 and v_2 or v_1 and v_3 .

Case 3.1. v_1 and v_2 are on line l_1 . The construction of a cycle is easy in this case, considering two cases depending on whether v_3 and v_4 are on the same line (without loss of generality on l_2) or on two different lines.

Case 3.2. v_1 and v_3 are on the same line l_1 and they are non-adjacent.

Case 3.2.1 v_2 and v_4 are on the same line, without loss of generality on l_2

If v_2 and v_4 are non-adjacent,

- go from v_1 down if there is a vertical edge, or if not go to one of its neighbors, so that when taking the edge down from the neighbor, the path is shorter to v_2 (without hitting v_4)

- go to v_2 , and then go up to l_1 immediately or after the next step
- go along l_1 until hitting v_3 (without hitting v_1) and go down either from v_3 or from the next vertex
- go until hitting v_4 (without hitting v_2) and then go down to l_3 either from v_4 or from the next vertex
- go along l_3 until hitting the vertical from v_1 , or the vertical from one of the neighbors of v_1 that was not yet used
- take the vertical edge to l_1 and go to v_1

If v_2 and v_4 are adjacent, a similar analysis can be performed, also taking into account whether the vertical edges from v_1, v_2, v_3 , and v_4 are up or down.

Case 3.2.2 v_2 and v_4 are on different lines, without loss of generality v_2 on l_2 and v_4 on l_3 .

- either go down from v_1 , or take one step left and go down to line l_2
- go in one of the directions along l_2 until hitting v_2 so that either it is possible to go up from v_2 , or it is possible to continue one more step and go up to l_1
- go until hitting v_3 (in the direction along l_1 so that v_1 is not hit again), and go up either at v_3 or continue one more step and go up to l_3
- go in the direction along l_3 so as to hit v_4 and then hit either the vertical edge leading to v_1 or the vertical edge leading to one of the neighbors of v_1 ; take this vertical edge and go to v_1

Case 3.3. v_1 and v_3 are on the same line l_1 and they are adjacent.

Case 3.3.1 v_2 and v_4 are on the same line.

If v_2 and v_4 are non-adjacent, the analysis can be carried out in a way similar to Case 3.2.1.

If v_2 and v_4 are adjacent, the analysis can be carried out depending on whether the vertical edges from v_1, v_2, v_3 , and v_4 are up or down, taking into account the relative position of v_1, v_3 and v_2, v_4 .

3.3.2. v_2 and v_4 are on different lines. Without loss of generality v_2 is on l_2 and v_4 on line l_3

If the vertical edge from v_1 is down and the vertical edge from v_3 is up,

- go from v_1 down to l_2
- go to v_2 and take the vertical edge from v_2 or from a neighbor up to l_1
- go to v_3 and take the vertical edge up to l_3
- go in one of the directions along l_3 so as to hit first v_4 and then the vertical edge that is one step to the left of v_1
- take the vertical edge to l_1 and take one step right, ending the cycle at v_1

If the vertical edge from v_1 is up and the vertical edge from v_3 is down, the analysis can be carried out in a similar fashion.

□

5 Acknowledgments

This research was performed at the University of Minnesota Duluth under the supervision of Professor Joseph Gallian. The author would like to thank Professor Gallian for his support and encouragement as well as Denis Chebikin, Philip Matchett, David Moulton and Melanie Wood for many useful suggestions. Financial support was provided by the Massachusetts Institute of Technology and the University of Minnesota Duluth.

References

- [1] G. Chartrand, L. Lesniak, *Graphs and Digraphs*, Wadsworth and Brooks/Cole (1986).
- [2] G. Chen, R.J. Gould, F. Pfender, *New conditions for k -ordered Hamiltonian graphs*, *Ars Combinatoria* vol. 70 (2003), 245-255.
- [3] R.J. Faundree, *Survey of results on k -ordered graphs*, *Discrete Mathematics* **229** (2001), 73-87.
- [4] J.R. Faundree, R.J. Faundree, *Forbidden subgraphs that imply k -ordered and k -ordered hamiltonian*, *Discrete Mathematics* **243** (2002), 91-108.
- [5] J.R. Faundree, R.J. Gould, F. Pfender, A. Wolf, *On k -ordered bipartite graphs*, *The Electronic Journal of Combinatorics* **10** (2003), R11.
- [6] F. Harary, *Graph Theory*, Addison-Wesley (1969).
- [7] D.A. Holton, J. Sheehan, *Generalized Petersen and Permutation Graphs*, Cambridge University Press, 1993.
- [8] L. Ng, M. Schultz, *k -Ordered Hamiltonian graphs*, *Journal of Graph Theory* **24** (1997), 45-57.