

BELOROUSSKI-PANDHARIPANDE RELATION IN DGBV ALGEBRAS

SERGEI SHADRIN AND IGOR SHNEIBERG

ABSTRACT. We prove that the genus expansion of solutions of the WDVV equation constructed from dGBV algebras satisfy the differential equation determined by the Belorousski-Pandharipande relation in cohomology of the moduli space of curves $\overline{\mathcal{M}}_{2,3}$.

1. INTRODUCTION

In papers [3, 4], the algebraic formalization of Zwiebach invariants gives a purely algebraic construction of genus expansion of solutions of the WDVV equation in terms of cH-algebras. Since we know that Zwiebach invariants induce Gromov-Witten invariants on subbicomplexes with zero differential, then it is a natural question to check different relation coming from geometry of the moduli space of curves.

In Gromov-Witten theory, we represent a solution of the WDVV equation as a generating function for genus zero Gromov-Witten invariants of a suitable algebraic variety (without ψ -classes). Then we consider Gromov-Witten invariants with ψ -classes and in arbitrary genus. In this approach, any relation among natural strata in cohomology of the moduli space of curves gives us a differential equation for the Gromov-Witten potential. This property is just a corollary of the splitting axiom.

In our construction, we do not have a definition that can be compared with full Gromov-Witten potential. We just define genus expansion with descendants (ψ -classes) only at one point. But some relations from Gromov-Witten theory are already nontrivial even for this reduced genus expansion. In particular, it is enough to have descendants at one point to pose a question on Belorousski-Pandharipande relation among codimension 2 strata in $\overline{\mathcal{M}}_{2,3}$ [1].

In this paper, we prove that our genus expansion satisfy the differential equation defined by the Belorousski-Pandharipande relation. In

2000 *Mathematics Subject Classification.* 53D45.

Key words and phrases. WDVV equation; genus expansion; dGBV algebras.

S.S. was partially supported by grants RFBR-04-02-17227-a, NSh-1972.2003.1, NWO-RFBR-047.011.2004.026 (RFBR-05-02-89000-NWO-a), by the Göran Gustafsson foundation, and by the P. Deligne's fund based on his 2004 Balzan prize. I.S. was partially supported by grant RFBR-03-01-00167-a.

fact, it is the unique relation in genera ≤ 2 that makes sense in our construction and that we have not yet checked in [3, 4].

Since this paper is just a sequel to [3, 4], we refer to these papers for the origin, motivation, and more detailed exposition of the new construction that we study here. Also we mention that in this paper we keep all earlier mathematical problems of this theory such as the lack of examples and the problem of convergence.

This paper is organized as follows. In Section 2, we recall our construction of genus expansion (in fact, only its parts used in this paper). In Section 3, we recall the Belorousski-Pandharipande relation and formulate our main theorem. In the rest of the paper, we prove (or rather outline the proof of) our theorem.

We are very grateful to A. S. Losev for the numerous of helpful remarks and discussions.

2. CONSTRUCTION OF POTENTIAL

In our case, the Belorousski-Pandharipande relation is a differential equation for four different formal power series: generating functions for the correlators in genera 0, 1, and 2 without descendants (Φ_0 , Φ_1 , and Φ_2 , respectively), and generating function for the correlators in genus 2 with one descendant at one point ($\Phi_2^{(1)}$). Our goal in this section is to define these four formal power series.

In subsection 2.1 we explain what is a cH-algebra and fix notations for all necessary operators in it. In subsection 2.2 we explain how we use graph to encode tensor expressions. In subsection 2.3 we fix notation for all tensors in cH-algebras that we use in this paper. Also we discuss there a subtlety related to the signs. Then in subsection 2.4 we define Φ_0 , Φ_1 , Φ_2 , and $\Phi_2^{(1)}$, and give precise formulas (in terms of graphs) for the first several terms of these power series.

In fact, it can also be useful to study the definition of the full potential with descendants only at one point given in [4]. But the full definition given there is rather involved and appears to be natural only in the course of calculations in [4] or in the framework of Zwiebach invariants [3].

2.1. cH-algebras. In this section, we recall the definition of cH-algebras [3, 4]. A supercommutative associative \mathbb{C} -algebra H is called cH-algebra, if there are two odd linear operators $Q, G_- : H \rightarrow H$ and an integral $\int : H \rightarrow \mathbb{C}$ satisfying the following axioms:

- (1) $Q^2 = G_-^2 = QG_- + G_-Q = 0$;
- (2) $H = H_0 \oplus H_4$, where $QH_0 = G_-H_0 = 0$ and H_4 is represented as a direct sum of subspaces of dimension 4 generated by $e_\alpha, Qe_\alpha, G_-e_\alpha, QG_-e_\alpha$ for some vectors $e \in H_4$, i. e. $H_4 = \bigoplus_\alpha \langle e_\alpha, Qe_\alpha, G_-e_\alpha, QG_-e_\alpha \rangle$ (Hodge decomposition);

2.3. Usage of graphs in cH-algebras. Consider a cH-algebra H . There are some standard tensors over H , which we associate to elements of graphs below. Here we introduce the notations for these tensors.

We always assign the form

$$(2) \quad (a_1, \dots, a_n) \mapsto \int a_1 \cdots a_n$$

to a vertex of degree n .

There is a collection of bivectors that will arise below at edges: $[G_-G_+]$, $[\Pi_0]$, $[Id]$, $[QG_+]$, $[G_+Q]$, $[G_+]$, and $[G_-]$. In pictures, edges with these bivectors will be denoted by

$$(3) \quad \text{---}\bullet\text{---}, \quad \text{---}\circ\text{---}, \quad \text{---}, \quad \underline{QG_+}, \quad \underline{G_+Q}, \quad \underline{G_+}, \quad \underline{G_-},$$

respectively. Note that an empty edge corresponding to the bivector $[Id]$ can usually be contracted (if it is not a loop).

The vectors that we will put at leaves depend on some variables. Let $\{e_1, \dots, e_s\}$ be a homogeneous basis of H_0 . To each vector e_i we associate two formal variables, $T_{0,i}$ and $T_{1,i}$, of the same parity as e_i . Then we will put at a leaf either the vector $E_0 = \sum e_i T_{0,i}$ (denoted by an empty leaf) or the vector $E_1 = \sum e_i T_{1,i}$ (denoted by an arrow at the leaf).

2.3.1. Remark. There is a subtlety related to the fact that H is a \mathbb{Z}_2 -graded space. In order to give an honest definition we must do the following. Suppose we consider a graph of genus g . We can choose g edges in such a way that the graph being cut at these edge turns into a tree. To each of these edges we have already assigned a bivector $[A]$ for some operator $A: H \rightarrow H$. Now we have to put the bivector $[JA]$ instead of the bivector $[A]$, where J is an operator defined by the formula $J: a \mapsto (-1)^{\tilde{a}}a$.

In particular, consider the following graph (this is also an example to the notations given above):

$$(4) \quad \text{---}\bigcirc\text{---}$$

An empty loop corresponds to the bivector $[Id]$. An empty leaf corresponds to the vector E_0 . A trivalent vertex corresponds to the 3-form given by the formula $(a, b, c) \mapsto \int abc$.

If we ignore this remark, then what we get is just the trace of the operator $a \mapsto E_0 \cdot a$. But using this remark we get the supertrace of this operator.

In fact, this subtlety will play no role in this paper. It affects only some signs in calculations and all these signs will be hidden in lemmas shared from [3, 4]. So, one can just ignore this remark.

2.4. **Construction of Φ_0, Φ_1, Φ_2 , and $\Phi_2^{(1)}$.** Now we describe Φ_0, Φ_1, Φ_2 , and $\Phi_2^{(1)}$ using the notations given above.

The formal power series Φ_0 (Φ_1, Φ_2) is just the sum over all trivalent graphs of genus 0 (1, 2, respectively) with empty leaves and edges with thick black dots. At each graph we put a coefficient equals to the inverse of the number of its automorphisms.

$$(5) \quad \Phi_0 = \frac{1}{6} \text{ (trivalent tree)} + \frac{1}{8} \text{ (trivalent tree with 2 dots)} + \frac{1}{8} \text{ (trivalent tree with 3 dots)} + \dots$$

$$(6) \quad \Phi_1 = \frac{1}{2} \text{ (circle with 1 dot)} + \frac{1}{4} \text{ (circle with 2 dots)} + \frac{1}{4} \text{ (circle with 3 dots)} + \dots$$

$$(7) \quad \Phi_2 = \frac{1}{12} \text{ (circle with 3 dots)} + \frac{1}{8} \text{ (two circles with 2 dots)} + \frac{1}{8} \text{ (two circles with 3 dots)} + \frac{1}{4} \text{ (circle with 3 dots and a line)} + \frac{1}{4} \text{ (circle with 3 dots and a line)} + \dots$$

The formal power series $\Phi_2^{(1)}$ is the same over graphs of genus 2 with edges with thick black dots satisfying some additional conditions. First, there is exactly one vertex of degree 4 and all other vertices are trivalent. Second, at this vertex of degree 4, there is a leaf with arrow. Third, all other leaves are empty. Each graph is weighted with the inverse of the number of its automorphisms fixing the leaf with arrow.

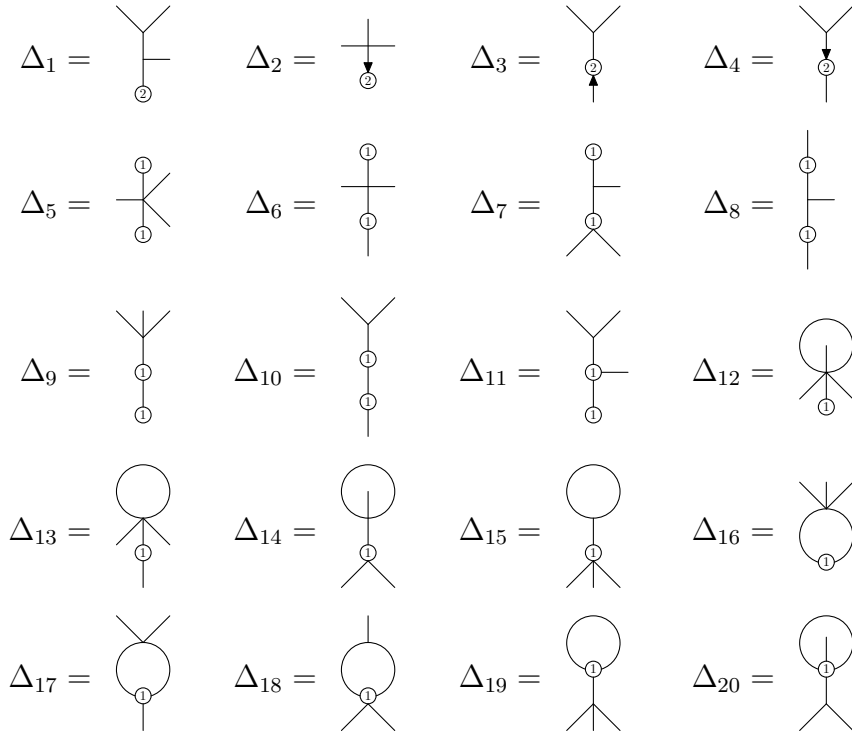
$$(8) \quad \Phi_2^{(1)} = \frac{1}{12} \text{ (circle with 3 dots and arrow)} + \frac{1}{4} \text{ (two circles with 2 dots and arrow)} + \frac{1}{8} \text{ (two circles with 3 dots and arrow)} + \frac{1}{4} \text{ (circle with 3 dots and arrow)} + \frac{1}{4} \text{ (circle with 3 dots and arrow)} + \dots$$

In fact, in order to obtain an expression for $\Phi_2^{(1)}$ one can just take the expression for Φ_2 and add an additional leaf with arrow in all

possible ways to each graph. Also it is obvious that $\Phi_2^{(1)}$ is linear in $T_{1,i}$, $i = 1, \dots, s$.

3. BELOROUSKI-PANDHARIPANDE RELATION

3.1. Notations. The Belorousski-Pandharipande relation is a relation in (co)homology of $\overline{\mathcal{M}}_{2,3}$ between the cycles of natural strata of complex codimension 2 in $\overline{\mathcal{M}}_{2,3}$. Below, we list the strata participating in the Belorousski-Pandharipande relation:



We explain our notations. Note that graphs here have completely different meaning then all other graphs in this paper. We use the language of dual graphs, that is, vertices correspond to irreducible curves, edges correspond to points of intersection, leaves correspond to marked points. A thick vertex labeled by 2 corresponds to a genus two curve; a thick vertex labeled by 1 corresponds to a genus one curve. A simple vertex corresponds to a genus zero curve. An arrow on an edge or a leaf means that we take the ψ -class at the destination of the arrow.

This way to describe strata in the moduli space of curves was introduced by E. Getzler, see [2].

For example, consider the picture of Δ_1 . A generic point of this stratum is represented by a three component curve such that one component has genus 0; there is one marked point on these curve and two other curves intersect this one. One of the other curves has genus 0 and two marked point; another curve has genus 2 and no marked points.

Another example. We consider the picture of Δ_2 . A generic point of this stratum is represented by a two-component curve; one component has genus zero; there are three marked point and one point of intersection with another curve. Another curve has genus 2; there are no marked points, but we take the ψ -class on this curve at the point of intersection.

One more example is the picture of Δ_3 . A generic point of this stratum is represented by a two-component curve; one curve has genus 0, two marked points, and one point of intersection with another curve. Another curve has genus 2, one point of intersection with the first curve, and one marked point with ψ -class.

3.2. The relation. We recall the Belorousski-Pandharipande relation:

$$(9) \quad \begin{aligned} & -4\Delta_1 + 12\Delta_2 + 6\Delta_3 - 6\Delta_4 + \frac{12}{5}\Delta_5 - \frac{12}{5}\Delta_6 + \frac{24}{5}\Delta_7 \\ & - \frac{36}{5}\Delta_8 - \frac{36}{5}\Delta_9 + \frac{18}{5}\Delta_{10} - \frac{12}{5}\Delta_{11} + \frac{1}{10}\Delta_{12} - \frac{3}{10}\Delta_{13} \\ & + \frac{3}{10}\Delta_{14} - \frac{1}{10}\Delta_{15} + \frac{6}{5}\Delta_{16} - \frac{6}{5}\Delta_{17} + \frac{2}{5}\Delta_{18} - \frac{3}{5}\Delta_{19} - \frac{1}{5}\Delta_{20} = 0. \end{aligned}$$

One can notice that the coefficients in Equation (9) do not coincide with the coefficients of the initial relation in [1]. This is because of two reasons. First, we do not weight the strata in the formula with the inverse order of the automorphism group of their generic point. Second, we consider each possible enumeration of marked points only once, without multiplicities. We refer to [1] for the explanation of the conventions that we do not keep here.

3.3. Differential equation. As we have already explained in the introduction, the Belorousski-Pandharipande relation gives us a differential equation for Φ_0 , Φ_1 , Φ_2 , and $\Phi_2^{(1)}$. We illustrate this correspondence with examples.

If all variables are even, we have:

$$(10) \quad \Delta_1 \rightsquigarrow \frac{\partial \Phi_2}{\partial T_{0,i}} \eta_{ij} \frac{\partial^3 \Phi_0}{\partial T_{0,j} \partial T_{0,a} \partial T_{0,k}} \eta_{kl} \frac{\partial^3 \Phi_0}{\partial T_{0,l} \partial T_{0,b} \partial T_{0,c}} \\ + 2 \text{ terms obtained by permutations of } \{a, b, c\},$$

(11)

$$\Delta_2 \rightsquigarrow \left(\frac{\partial \Phi_2^{(1)}}{\partial T_{1,i}} - \frac{\partial^2 \Phi_0}{\partial T_{0,i} \partial T_{0,k}} \eta^{kl} \frac{\partial \Phi_2}{\partial T_{0,l}} \right) \eta_{ij} \frac{\partial^4 \Phi_0}{\partial T_{0,j} \partial T_{0,a} \partial T_{0,b} \partial T_{0,c}}$$

(12)

$$\Delta_3 \rightsquigarrow \left(\frac{\partial^2 \Phi_2^{(1)}}{\partial T_{1,a} \partial T_{0,i}} - \frac{\partial^2 \Phi_0}{\partial T_{0,a} \partial T_{0,k}} \eta^{kl} \frac{\partial^2 \Phi_2}{\partial T_{0,l} \partial T_{0,i}} \right) \eta_{ij} \frac{\partial^3 \Phi_0}{\partial T_{0,j} \partial T_{0,b} \partial T_{0,c}} \\ + 2 \text{ terms obtained by permutations of } \{a, b, c\},$$

and so on. The metric η_{ij} used here is given by the scalar product on H_0 . We have: $\eta_{ij} = (e_i, e_j)$, $\eta^{ij} = [\Pi_0]$.

Note that Δ_2 is defined with the help of one ψ -class on $\overline{\mathcal{M}}_{2,1}$. Let $\pi: \overline{\mathcal{M}}_{2,n} \rightarrow \overline{\mathcal{M}}_{2,1}$ be the projection forgetting all marked points except for the first one. Then there is a formula relating ψ_1 and $\pi^* \psi_1$ on $\overline{\mathcal{M}}_{2,n}$. So, the differential expressions corresponding to these strata rely on this formula, which is exactly the first factor in Expression (11). The same remark concerns Δ_2 , Δ_3 , and the pull-back of ψ_1 from $\overline{\mathcal{M}}_{2,2}$. In this case, the required formula is the first factor of Expression (12).

3.4. Theorem. We state our theorem.

Theorem 1. Φ_0 , Φ_1 , Φ_2 , and $\Phi_2^{(1)}$ satisfy the Belorousski-Pandharipande relation.

4. PROOF

In this section we prove Theorem 1. The proof is organized in two steps. First we consider the differential equation determined by the Belorousski-Pandharipande relation at zero point. It is proved by a straightforward calculation with tensors.

Then we can use the universal technique developed in [3]. That is, for any differential equation proved at zero point by the same type of calculation as given below, we immediately obtain its proof at any point. This was done very carefully for the WDVV equation and less carefully for the Getzler relation in the last section of [3], and the argument for the Belorousski-Pandharipande relation is literally the same.

So, in subsections 4.1-4.4 we discuss only the simplest case of the Belorousski-Pandharipande relation. In subsection 4.1 we rewrite it in terms of graphs; in subsection 4.2 we explain what kind of calculation is to be done; in subsections 4.3 and 4.4 we give an example of such calculation for one stratum and discuss it for the other strata.

Finally, in subsection 4.5 we recall the basic idea from the last section of [3] that completes the proof of any relation of this type.

4.1. **Relation in terms of graphs.** Consider the degree zero term of the power series obtained from Φ_0 , Φ_1 , Φ_2 , and $\Phi_2^{(1)}$ by the differential operator determined by Δ_i . Slightly abusing notations, we denote it also by Δ_i . Then we have:

$$(13) \quad \Delta_1 = \frac{1}{16} \text{graph}_1 + \frac{1}{8} \text{graph}_2 + \frac{1}{8} \text{graph}_3$$

$$(14) \quad \Delta_2 = \frac{1}{12} \text{graph}_4 + \frac{1}{8} \text{graph}_5$$

$$(15) \quad \Delta_3 = \frac{1}{16} \text{graph}_6 + \frac{1}{8} \text{graph}_7 + \frac{1}{8} \text{graph}_8 + \frac{1}{4} \text{graph}_9$$

$$+ \frac{1}{8} \text{graph}_{10} + \frac{1}{8} \text{graph}_{11} + \frac{1}{8} \text{graph}_{12}$$

and so on. We recall that a thick white point on an edge denotes the bivector $[\Pi_0]$ (or $[J\Pi_0]$).

4.2. **Outline of calculations.** We explain the proof of the simplest case of Theorem 1 . We have already expressed each Δ_i at zero point in terms of graphs with one or two edges marked by $[\Pi_0]$. Using the Leibniz rule for Q and the 7-term relation and 1/12-axiom for G_- , we get out of $[\Pi_0]$ in our expressions. This way we obtain an expression of each Δ_i in terms of 60 *final graphs*. Then we substitute these expressions in Belorousski-Pandharipande relation (9), and we see that the

coefficient of each final graph in this relation is equal to 0. This proves the simplest case of our theorem.

Final graphs are listed in Appendix A; final expressions of Δ_i are given in Appendix B. Below, we explain how to get out of $[\Pi_0]$ in our graphs by the way of example (we give detailed calculations for Δ_3).

4.3. Calculations for Δ_3 . We consider the right hand side of Equation (15). Our goal is to get out of thick white points in these graphs. Finally, we must obtain an expression in terms of graphs from Appendix A.

We carry out our calculations in two step. At the first step we consider each graph the right hand side of Equation (15) separately. At the second step we arrange the results of the first step and obtain an expression in final graphs.

4.3.1. First step for the first picture. We recall that $\Pi_0 = \text{Id} - QG_+ - G_+Q$. Also we note that if we have an edge (not a loop) marked by $[\text{Id}]$, then we can contract this edge. We have:

$$(16) \quad \frac{1}{16} \begin{array}{c} \bullet \\ \circ \\ | \\ \bullet \\ | \\ \bullet \\ | \\ \bullet \\ \circ \\ \bullet \end{array} \begin{array}{c} \diagup \\ \diagdown \end{array} = \frac{1}{16} \begin{array}{c} \bullet \\ | \\ \bullet \\ | \\ \bullet \\ | \\ \bullet \\ \bullet \end{array} \begin{array}{c} \diagup \\ \diagdown \end{array} - \frac{1}{16} \begin{array}{c} \bullet \\ | \\ \bullet \\ | \\ \bullet \\ | \\ \bullet \\ \bullet \end{array} \begin{array}{c} \diagup \\ \diagdown \end{array} - \frac{1}{16} \begin{array}{c} \bullet \\ | \\ \bullet \\ | \\ \bullet \\ | \\ \bullet \\ \bullet \end{array} \begin{array}{c} \diagup \\ \diagdown \end{array} \begin{array}{c} \bullet \\ \bullet \end{array} \begin{array}{c} \diagup \\ \diagdown \end{array} - \frac{1}{16} \begin{array}{c} \bullet \\ | \\ \bullet \\ | \\ \bullet \\ | \\ \bullet \\ \bullet \end{array} \begin{array}{c} \diagup \\ \diagdown \end{array} \begin{array}{c} \bullet \\ \bullet \end{array} \begin{array}{c} \diagup \\ \diagdown \end{array}$$

We recall that $[Q, G_-G_+] = -G_-$ and $Qe_i = 0$ for any i . Using these properties, the Leibniz rule for Q , and taking into account the symmetries of our graphs, we have:

$$(17) \quad \frac{1}{16} \begin{array}{c} \bullet \\ \circ \\ | \\ \bullet \\ | \\ \bullet \\ | \\ \bullet \\ \circ \\ \bullet \end{array} \begin{array}{c} \diagup \\ \diagdown \end{array} \begin{array}{c} \bullet \\ \bullet \end{array} = \frac{1}{8} \begin{array}{c} \bullet \\ | \\ \bullet \\ | \\ \bullet \\ | \\ \bullet \\ \bullet \end{array} \begin{array}{c} \diagup \\ \diagdown \end{array} \begin{array}{c} \bullet \\ \bullet \end{array} + \frac{1}{8} \begin{array}{c} \bullet \\ | \\ \bullet \\ | \\ \bullet \\ | \\ \bullet \\ \bullet \end{array} \begin{array}{c} \diagup \\ \diagdown \end{array} \begin{array}{c} \bullet \\ \bullet \end{array} \begin{array}{c} \bullet \\ \bullet \end{array}$$

$$(18) \quad \frac{1}{16} \begin{array}{c} \bullet \\ \circ \\ | \\ \bullet \\ | \\ \bullet \\ | \\ \bullet \\ \circ \\ \bullet \end{array} \begin{array}{c} \diagup \\ \diagdown \end{array} \begin{array}{c} \bullet \\ \bullet \end{array} = 0$$

Therefore,

$$(19) \quad \frac{1}{16} \begin{array}{c} \circ \\ \bullet \\ | \\ \bullet \\ | \\ \bullet \\ | \\ \circ \end{array} \begin{array}{c} \diagup \\ \diagdown \end{array} = \frac{1}{16} \begin{array}{c} \circ \\ \bullet \\ | \\ \bullet \\ | \\ \bullet \\ | \\ \circ \end{array} \begin{array}{c} \diagup \\ \diagdown \\ \diagup \\ \diagdown \end{array} - \frac{1}{8} \begin{array}{c} \circ \\ \bullet \\ | \\ \bullet \\ | \\ \bullet \\ | \\ \circ \end{array} \begin{array}{c} \diagup \\ \diagdown \\ G_+ \end{array} - \frac{1}{8} \begin{array}{c} \circ \\ \bullet \\ | \\ \bullet \\ | \\ \bullet \\ | \\ \circ \end{array} \begin{array}{c} \diagup \\ \diagdown \\ G_+ \end{array} \begin{array}{c} G_- \end{array}$$

4.3.2. *First step for all other pictures.* The same calculations for all other pictures give us:

$$(20) \quad \frac{1}{8} \begin{array}{c} \circ \\ \bullet \\ | \\ \bullet \\ | \\ \bullet \\ | \\ \circ \end{array} \begin{array}{c} \diagup \\ \diagdown \end{array} = \frac{1}{8} \begin{array}{c} \circ \\ \bullet \\ | \\ \bullet \\ | \\ \bullet \\ | \\ \circ \end{array} \begin{array}{c} \diagup \\ \diagdown \\ \diagup \\ \diagdown \end{array} - \frac{1}{8} \begin{array}{c} \circ \\ \bullet \\ | \\ \bullet \\ | \\ \bullet \\ | \\ \circ \end{array} \begin{array}{c} \diagup \\ \diagdown \\ G_+ \end{array} - \frac{1}{8} \begin{array}{c} \circ \\ \bullet \\ | \\ \bullet \\ | \\ \bullet \\ | \\ \circ \end{array} \begin{array}{c} \diagup \\ \diagdown \\ G_+ \end{array} \begin{array}{c} G_- \end{array}$$

$$- \frac{1}{8} \begin{array}{c} \circ \\ \bullet \\ | \\ \bullet \\ | \\ \bullet \\ | \\ \circ \end{array} \begin{array}{c} \diagup \\ \diagdown \\ G_- \end{array} \begin{array}{c} G_+ \end{array} - \frac{1}{8} \begin{array}{c} \circ \\ \bullet \\ | \\ \bullet \\ | \\ \bullet \\ | \\ \circ \end{array} \begin{array}{c} \diagup \\ \diagdown \\ G_- \end{array} \begin{array}{c} G_+ \end{array}$$

$$(21) \quad \frac{1}{8} \begin{array}{c} \diagup \\ \diagdown \\ \circ \\ \bullet \\ | \\ \bullet \\ | \\ \bullet \\ | \\ \circ \end{array} = \frac{1}{8} \begin{array}{c} \diagup \\ \diagdown \\ \bullet \\ \bullet \\ | \\ \bullet \\ | \\ \bullet \\ | \\ \circ \end{array} - \frac{1}{4} \begin{array}{c} \diagup \\ \diagdown \\ \bullet \\ \bullet \\ | \\ \bullet \\ | \\ \bullet \\ | \\ \circ \end{array} \begin{array}{c} G_+ \end{array} \begin{array}{c} G_- \end{array} - \frac{1}{4} \begin{array}{c} \diagup \\ \diagdown \\ \bullet \\ \bullet \\ | \\ \bullet \\ | \\ \bullet \\ | \\ \circ \end{array} \begin{array}{c} G_+ \end{array} \begin{array}{c} G_- \end{array}$$

$$(22) \quad \frac{1}{4} \begin{array}{c} \diagup \\ \diagdown \\ \circ \\ \bullet \\ | \\ \bullet \\ | \\ \bullet \\ | \\ \circ \end{array} = \frac{1}{4} \begin{array}{c} \diagup \\ \diagdown \\ \bullet \\ \bullet \\ | \\ \bullet \\ | \\ \bullet \\ | \\ \circ \end{array} - \frac{1}{4} \begin{array}{c} \diagup \\ \diagdown \\ \bullet \\ \bullet \\ | \\ \bullet \\ | \\ \bullet \\ | \\ \circ \end{array} \begin{array}{c} G_+ \end{array} \begin{array}{c} G_- \end{array} - \frac{1}{4} \begin{array}{c} \diagup \\ \diagdown \\ \bullet \\ \bullet \\ | \\ \bullet \\ | \\ \bullet \\ | \\ \circ \end{array} \begin{array}{c} G_+ \end{array} \begin{array}{c} G_- \end{array}$$

$$- \frac{1}{2} \begin{array}{c} \diagup \\ \diagdown \\ \bullet \\ \bullet \\ | \\ \bullet \\ | \\ \bullet \\ | \\ \circ \end{array} \begin{array}{c} G_+ \end{array} \begin{array}{c} G_- \end{array}$$

$$(23) \quad \frac{1}{8} \begin{array}{c} \text{Y-junction} \\ | \\ \text{circle with 2 dots} \\ | \\ \text{circle with 1 dot} \end{array} = \frac{1}{8} \begin{array}{c} \text{circle with 2 dots} \\ | \\ \text{circle with 1 dot} \\ | \\ \text{Y-junction} \end{array} - \frac{1}{4} \begin{array}{c} \text{Y-junction} \\ | \\ \text{circle with 1 dot} \\ | \\ \text{circle with 1 dot} \end{array} - \frac{1}{8} \begin{array}{c} \text{Y-junction} \\ | \\ \text{circle with 2 dots} \\ | \\ \text{circle with 1 dot} \end{array} - \frac{1}{8} \begin{array}{c} \text{Y-junction} \\ | \\ \text{circle with 2 dots} \\ | \\ \text{circle with 1 dot} \end{array} - \frac{1}{8} \begin{array}{c} \text{Y-junction} \\ | \\ \text{circle with 2 dots} \\ | \\ \text{circle with 1 dot} \\ | \\ \text{circle with 1 dot} \end{array}$$

$$(24) \quad \frac{1}{8} \begin{array}{c} \text{Y-junction} \\ | \\ \text{circle with 2 dots} \\ | \\ \text{circle with 1 dot} \end{array} = \frac{1}{8} \begin{array}{c} \text{circle with 2 dots} \\ | \\ \text{circle with 1 dot} \\ | \\ \text{Y-junction} \end{array} - \frac{1}{4} \begin{array}{c} \text{Y-junction} \\ | \\ \text{circle with 1 dot} \\ | \\ \text{circle with 1 dot} \end{array} - \frac{1}{8} \begin{array}{c} \text{Y-junction} \\ | \\ \text{circle with 2 dots} \\ | \\ \text{circle with 1 dot} \end{array} - \frac{1}{8} \begin{array}{c} \text{Y-junction} \\ | \\ \text{circle with 2 dots} \\ | \\ \text{circle with 1 dot} \end{array} - \frac{1}{8} \begin{array}{c} \text{Y-junction} \\ | \\ \text{circle with 2 dots} \\ | \\ \text{circle with 1 dot} \\ | \\ \text{circle with 1 dot} \end{array}$$

$$(25) \quad \frac{1}{8} \begin{array}{c} \text{Y-junction} \\ | \\ \text{circle with 2 dots} \\ | \\ \text{circle with 1 dot} \end{array} = \frac{1}{8} \begin{array}{c} \text{circle with 2 dots} \\ | \\ \text{circle with 1 dot} \\ | \\ \text{Y-junction} \end{array} - \frac{1}{4} \begin{array}{c} \text{Y-junction} \\ | \\ \text{circle with 1 dot} \\ | \\ \text{circle with 1 dot} \end{array} - \frac{1}{8} \begin{array}{c} \text{Y-junction} \\ | \\ \text{circle with 2 dots} \\ | \\ \text{circle with 1 dot} \end{array} - \frac{1}{8} \begin{array}{c} \text{Y-junction} \\ | \\ \text{circle with 2 dots} \\ | \\ \text{circle with 1 dot} \end{array} - \frac{1}{8} \begin{array}{c} \text{Y-junction} \\ | \\ \text{circle with 2 dots} \\ | \\ \text{circle with 1 dot} \\ | \\ \text{circle with 1 dot} \end{array}$$

4.3.3. *Corollaries of 1/12-axiom.* In this section, we prove that some graphs in Equations (19)-(25) are equal to 0.

Lemma 1. Vector $G_- \text{---} \text{circle with 1 dot} \text{---}$ is equal to 0.

Proof. Indeed, from 1/12-axiom, it follows that

$$(26) \quad G_- \text{---} \text{circle with 1 dot} \text{---} = \frac{1}{12} \text{circle with 1 dot} \text{---} G_-$$

Since $G_-G_-G_+ = 0$, the last vector is equal to zero. □

From this lemma, it is obvious that

$$(27) \quad \begin{array}{c} G_- \\ | \\ \text{circle with 1 dot} \\ | \\ \text{circle with 1 dot} \\ | \\ \text{Y-junction} \\ | \\ G_+ \end{array} = \begin{array}{c} \text{circle with 1 dot} \\ | \\ \text{Y-junction} \\ | \\ \text{circle with 1 dot} \\ | \\ \text{circle with 1 dot} \end{array} = \begin{array}{c} \text{Y-junction} \\ | \\ \text{circle with 1 dot} \\ | \\ \text{circle with 1 dot} \end{array} = \begin{array}{c} \text{Y-junction} \\ | \\ \text{circle with 1 dot} \\ | \\ \text{circle with 1 dot} \end{array} = 0.$$

Lemma 2. For any i vector $G_- \circlearrowleft^{e_i}$ is equal to 0.

Proof. First, we apply 1/12-axiom, and then we apply the auxiliary lemma from [4]. We have:

$$(28) \quad G_- \circlearrowleft^{e_i} = \frac{1}{12} \circlearrowleft^{G_- e_i} = \frac{1}{12} \circlearrowleft^{G_-} + \frac{1}{12} \circlearrowleft^{G_- e_i}$$

Since $G_- G_- G_+ = 0$ and $G_- e_i = 0$, the last two vectors are equal to zero. \square

From this lemma, it is obvious that

$$(29) \quad \begin{array}{c} G_- \\ \circlearrowleft \\ \bullet \\ | \\ \bullet \\ | \\ \bullet \\ \circlearrowleft \\ G_+ \end{array} = \begin{array}{c} \diagup \\ \bullet \\ | \\ \bullet \\ | \\ \bullet \\ \circlearrowleft \\ G_- \\ \diagdown \end{array} = 0.$$

4.3.4. *Corollaries of the 7-term relation.* In this section, we list some corollaries of the 7-term relation. We have:

$$(30) \quad \frac{1}{8} \begin{array}{c} \circlearrowleft \\ | \\ \bullet \\ | \\ \bullet \\ | \\ \bullet \\ \circlearrowleft \\ G_+ \end{array} + \frac{1}{8} \begin{array}{c} \circlearrowleft \\ | \\ \bullet \\ | \\ \bullet \\ | \\ \bullet \\ \circlearrowleft \\ G_- \end{array} + \frac{1}{4} \begin{array}{c} \diagup \\ \bullet \\ | \\ \bullet \\ | \\ \bullet \\ \circlearrowleft \\ G_- \\ \diagdown \end{array} + \frac{1}{4} \begin{array}{c} \diagdown \\ \bullet \\ | \\ \bullet \\ | \\ \bullet \\ \circlearrowleft \\ G_+ \\ \diagup \end{array} \\ = \frac{1}{4} \begin{array}{c} \diagup \\ \bullet \\ | \\ \bullet \\ | \\ \bullet \\ \circlearrowleft \\ G_- \\ \diagdown \end{array}$$

We prove this formula. For convenience, we split all these graphs in the same tensor pieces. We list the notations for these tensor pieces:

$$(31) \quad x \otimes x = \begin{array}{c} \circlearrowleft \\ \bullet \end{array} \quad y = | \quad z = \begin{array}{c} \bullet \\ | \\ \bullet \\ \circlearrowleft \end{array} \quad w = \begin{array}{c} | \\ \bullet \\ | \\ \bullet \\ | \\ \bullet \\ \circlearrowleft \\ G_- \end{array}$$

Note that x, y, z are even vectors, but w is an odd one. Equation (30) is equivalent to

$$(32) \quad \frac{1}{8} \int G_-(x^2)yzw + \frac{1}{8} \int G_-(x^2y)zw + \frac{1}{4} \int G_-(xyz)xw \\ + \frac{1}{4} \int G_-(xz)xyw = \frac{1}{4} \int G_-(x^2yz)w$$

Also note that $G_-(x) = G_-(y) = G_-(z) = 0$. Then from the 7-term relation, it follows that

$$(33) \quad G_-(x^2yz) = 2G_-(xy)xz + 2G_-(xz)xy + G_-(x^2)yz + G_-(yz)x^2$$

$$(34) \quad G_-(x^2y) = 2G_-(xy)x + G_-(x^2)y$$

$$(35) \quad G_-(xyz) = G_-(xy)z + G_-(xz)y + G_-(yz)x$$

Substituting Equations (34) and (35) in the left hand side of Equation (32), we get:

$$(36) \quad \int \left(\frac{1}{4} G_-(x^2)yzw + \frac{1}{2} G_-(xy)xzw + \frac{1}{2} G_-(xz)xyw + \frac{1}{4} G_-(yz)x^2w \right)$$

Substituting Equation (33) in the right hand side of Equation (32), we get exactly the same. This proves Equation (32) and therefore Equation (30).

We prove in the same way that

$$(37) \quad \frac{1}{8} G_- \begin{array}{c} \bullet \\ \circ \\ \diagup \quad \diagdown \\ \bullet \\ \text{---} \quad \text{---} \\ \bullet \\ \text{---} \quad \text{---} \\ \bullet \\ \circ \\ \bullet \end{array} + \frac{1}{4} \begin{array}{c} \diagup \quad \diagdown \\ \bullet \\ \text{---} \quad \text{---} \\ \bullet \\ \text{---} \quad \text{---} \\ \bullet \\ \circ \\ \bullet \end{array} G_+ = \frac{1}{8} \begin{array}{c} \diagup \quad \diagdown \\ \bullet \\ \text{---} \quad \text{---} \\ \bullet \\ \text{---} \quad \text{---} \\ \bullet \\ \circ \\ \bullet \end{array}$$

$$(38) \quad \frac{1}{4} \begin{array}{c} \diagup \quad \diagdown \\ \bullet \\ \text{---} \quad \text{---} \\ \bullet \\ \text{---} \quad \text{---} \\ \bullet \\ \circ \\ \bullet \end{array} G_+ + \frac{1}{4} \begin{array}{c} \diagup \quad \diagdown \\ \bullet \\ \text{---} \quad \text{---} \\ \bullet \\ \text{---} \quad \text{---} \\ \bullet \\ \circ \\ \bullet \end{array} G_- = \frac{1}{6} \begin{array}{c} \diagup \quad \diagdown \\ \bullet \\ \text{---} \quad \text{---} \\ \bullet \\ \text{---} \quad \text{---} \\ \bullet \\ \circ \\ \bullet \end{array}$$

$$(39) \quad \frac{1}{4} \begin{array}{c} \diagup \quad \diagdown \\ \bullet \\ \text{---} \quad \text{---} \\ \bullet \\ \text{---} \quad \text{---} \\ \bullet \\ \circ \\ \bullet \end{array} G_+ + \frac{1}{8} \begin{array}{c} \diagup \quad \diagdown \\ \bullet \\ \text{---} \quad \text{---} \\ \bullet \\ \text{---} \quad \text{---} \\ \bullet \\ \circ \\ \bullet \end{array} G_- = 0$$

$$(40) \quad \frac{1}{4} \begin{array}{c} \text{Y} \\ | \\ \text{G}_+ \\ | \\ \text{---} \bullet \text{---} \\ | \\ \text{---} \bullet \text{---} \\ | \\ \text{G}_- \end{array} = \frac{1}{12} \begin{array}{c} \text{Y} \\ | \\ \bullet \\ | \\ \bullet \bullet \bullet \\ | \\ \bullet \end{array}$$

$$(41) \quad \frac{1}{2} \begin{array}{c} \text{Y} \\ | \\ \text{G}_+ \\ | \\ \text{---} \bullet \text{---} \\ | \\ \text{---} \bullet \text{---} \\ | \\ \text{G}_- \end{array} + \frac{1}{8} \begin{array}{c} \text{Y} \\ | \\ \text{G}_+ \\ | \\ \bullet \bullet \\ | \\ \text{---} \bullet \text{---} \\ | \\ \text{G}_- \\ | \\ \text{---} \bullet \text{---} \\ | \\ \bullet \end{array} + \frac{1}{8} \begin{array}{c} \text{Y} \\ | \\ \text{G}_+ \\ | \\ \bullet \bullet \\ | \\ \text{---} \bullet \text{---} \\ | \\ \text{G}_- \\ | \\ \text{---} \bullet \text{---} \\ | \\ \bullet \end{array} = 0$$

4.3.5. *Final formula for Δ_3 .* Using Equations (15)-(41) and notations for the final graphs from Appendix A, we get:

$$(42) \quad \Delta_3 = \frac{1}{8}A_1 + \frac{1}{16}A_2 + \frac{1}{8}A_3 + \frac{1}{8}F_1 + \frac{1}{8}F_2 + \frac{1}{8}F_3 + \frac{1}{4}F_4 \\ - \frac{1}{4}D_2 - \frac{1}{6}D_3 - \frac{1}{8}H_1 - \frac{1}{12}H_2$$

4.4. **The other Δ_i .** We carry out the same calculation for all other Δ_i . If there are two thick white points in graphs for Δ_i , then we get out of them successively. The results of these calculations are arranged in tables in Appendix B.

If we substitute all these expressions for Δ_i in Belorousski-Pandharipande relation, we identically get zero. This proves our theorem.

For a much more detailed exposition of our calculations, see [5].

4.5. **Reconstruction of the full proof.** Now we explain what to do when parameters are not set to zero. In terms of graphs, this means that for any Δ_i we are to consider graphs with the same structure as before but with an arbitrary number of additional leaves.

In [3] the authors notice that these additional leaves can be gathered in some special operators. That is, instead of considering graphs with an arbitrary number of additional leaves, we can consider the same graphs as in the simplest case, but we substitute the vectors E_0 and E_1 on leaves and bivectors $[G_-G_+]$ and $[\Pi_0]$ on edges with new complicated vectors and bivectors.

These new vectors and bivectors depend on parameters and can be written down explicitly in terms of the Barannikov-Kontsevich solution of the Maurer-Cartan equation as it is done in [3].

Here is one subtlety related to the strata with one ψ -class. At this step we simultaneously have switched from ψ -classes to a kind of pull-backs of ψ -classes. But it was proved in [4] that these pull-backs are

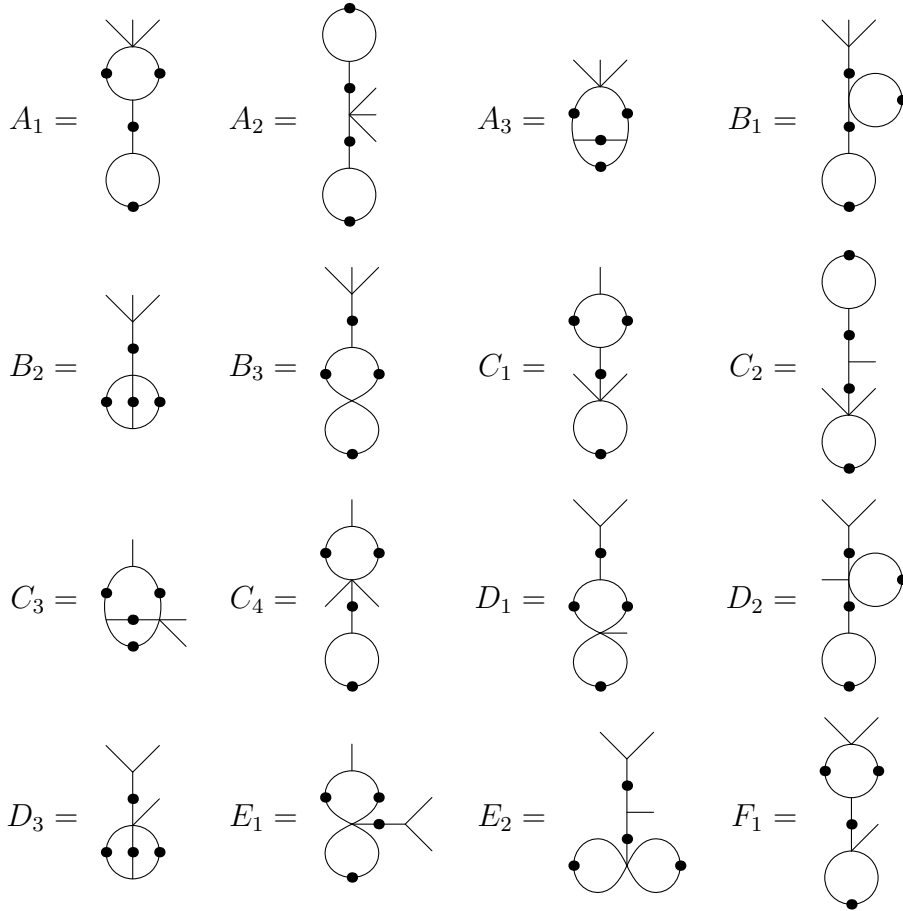
related to ψ -classes via exactly the same formulas as in Gromov-Witten theory!

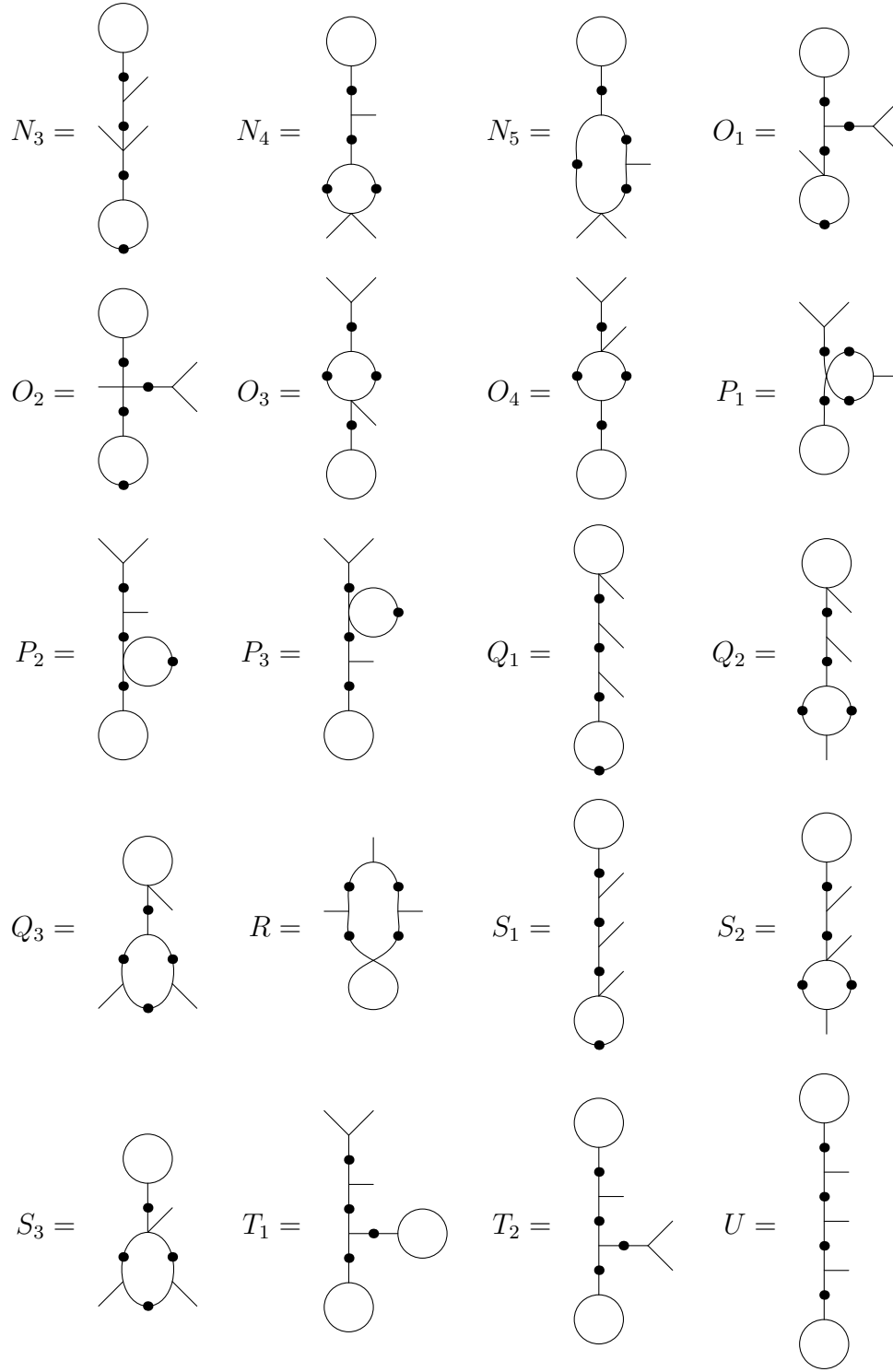
So, we take the same graphs as in the simplest case, we put new vectors on leaves and bivectors on edges, and we must prove *exactly the same* relation as in the simplest case.

The main feature of this approach is that the properties of these new vectors and bivectors are almost the same as the properties of E_0 , E_1 , $[G_-G_+]$, and $[\Pi_0]$. So we can just repeat our argument with getting out of thick white points in graphs.

We refer to the last section of [3] for the precise formulas for these new vectors and bivectors and lemmas describing their properties. In fact, this reconstruction of the full proof works for a rather large class of differential equations in cH-algebras, in particular all possible relations coming from geometry of the moduli space of curves are definitely in this class.

APPENDIX A. FINAL GRAPHS





APPENDIX B. RESULTS OF CALCULATIONS

	A_1	A_2	A_3	B_1	B_2	B_3	C_1	C_2	C_3	C_4
Δ_1	$\frac{1}{8}$	$\frac{1}{16}$	$\frac{1}{8}$	$-\frac{1}{8}$	$-\frac{1}{12}$	0	0	0	0	0
Δ_2	0	0	0	$-\frac{1}{24}$	$-\frac{1}{36}$	0	0	0	0	0
Δ_3	$\frac{1}{8}$	$\frac{1}{16}$	$\frac{1}{8}$	0	0	0	0	0	0	0
Δ_4	$\frac{1}{8}$	$\frac{1}{16}$	$\frac{1}{8}$	0	0	0	$\frac{1}{8}$	$\frac{1}{8}$	$\frac{1}{4}$	$\frac{1}{8}$
Δ_5	0	$\frac{1}{24}$	0	0	0	0	0	0	0	0
Δ_6	0	$-\frac{1}{8}$	0	0	0	0	$-\frac{1}{8}$	$-\frac{1}{8}$	0	$-\frac{1}{8}$
Δ_7	0	0	0	0	0	0	$\frac{1}{4}$	$\frac{1}{4}$	0	0
Δ_8	0	$\frac{1}{8}$	0	0	0	0	0	0	0	$\frac{1}{4}$
Δ_9	0	0	0	0	0	$-\frac{1}{24}$	0	0	0	0
Δ_{10}	0	$\frac{1}{8}$	0	0	0	0	$-\frac{1}{8}$	$-\frac{1}{8}$	0	$\frac{1}{8}$
Δ_{11}	0	$\frac{1}{8}$	0	0	0	$\frac{1}{8}$	$\frac{1}{8}$	$\frac{1}{8}$	0	$-\frac{1}{8}$
Δ_{12}	0	0	0	0	0	0	0	0	0	0
Δ_{13}	0	0	0	0	0	0	0	0	0	0
Δ_{14}	0	0	0	0	0	0	0	0	0	0
Δ_{15}	0	0	0	0	0	0	0	0	0	0
Δ_{16}	$\frac{1}{12}$	0	$\frac{1}{12}$	0	0	0	0	0	0	$\frac{1}{4}$
Δ_{17}	$-\frac{1}{4}$	0	$-\frac{1}{4}$	0	0	0	0	0	$-\frac{3}{4}$	$-\frac{3}{4}$
Δ_{18}	$\frac{1}{4}$	0	$\frac{1}{4}$	0	0	0	0	0	$\frac{3}{4}$	$\frac{3}{4}$
Δ_{19}	0	0	0	0	0	$\frac{1}{12}$	0	0	0	0
Δ_{20}	0	0	0	0	0	$-\frac{1}{4}$	0	0	0	0
	D_1	D_2	D_3	E_1	E_2	F_1	F_2	F_3	F_4	G_1
Δ_1	0	0	0	0	0	0	0	0	0	0
Δ_2	0	$\frac{1}{8}$	$\frac{1}{12}$	0	$-\frac{1}{16}$	0	0	0	0	0
Δ_3	0	$-\frac{1}{4}$	$-\frac{1}{6}$	0	0	$\frac{1}{8}$	$\frac{1}{8}$	$\frac{1}{8}$	$\frac{1}{4}$	0
Δ_4	0	$-\frac{1}{8}$	$-\frac{1}{12}$	$-\frac{1}{8}$	0	0	0	0	0	0
Δ_5	0	$-\frac{1}{8}$	0	0	$\frac{1}{16}$	0	0	$-\frac{1}{8}$	0	0
Δ_6	0	$\frac{1}{8}$	0	$\frac{1}{8}$	0	0	0	$\frac{3}{8}$	0	0
Δ_7	$\frac{1}{8}$	$\frac{1}{8}$	0	0	0	0	0	$-\frac{1}{8}$	0	0
Δ_8	0	0	0	0	0	0	0	$-\frac{1}{4}$	0	0
Δ_9	0	0	0	0	$-\frac{1}{8}$	0	0	0	0	0
Δ_{10}	0	$-\frac{1}{8}$	0	$-\frac{1}{8}$	0	$-\frac{1}{8}$	$\frac{1}{8}$	$-\frac{1}{8}$	0	$\frac{1}{8}$
Δ_{11}	0	$\frac{1}{8}$	0	$-\frac{1}{8}$	0	$\frac{1}{8}$	$-\frac{1}{8}$	$\frac{1}{8}$	0	0
Δ_{12}	0	0	0	0	0	0	0	0	0	0
Δ_{13}	0	0	0	0	0	0	0	0	0	0
Δ_{14}	0	0	0	0	0	0	0	0	0	0
Δ_{15}	0	0	0	0	0	0	0	0	0	0
Δ_{16}	$-\frac{1}{4}$	0	$-\frac{1}{4}$	$-\frac{1}{4}$	$-\frac{1}{8}$	0	$-\frac{1}{4}$	0	$-\frac{1}{4}$	0
Δ_{17}	$\frac{1}{4}$	0	$\frac{1}{4}$	0	0	0	$\frac{3}{4}$	0	$\frac{3}{4}$	$\frac{1}{4}$
Δ_{18}	0	0	$\frac{1}{4}$	0	0	0	$-\frac{3}{4}$	0	$-\frac{3}{4}$	$-\frac{1}{2}$
Δ_{19}	0	0	0	0	$\frac{1}{4}$	0	0	0	0	0
Δ_{20}	0	0	0	$\frac{1}{2}$	0	0	0	0	0	$-\frac{1}{4}$

	G_2	H_1	H_2	H_3	I_1	I_2	J_1	J_2	J_3	K_1
Δ_1	0	0	0	0	0	0	0	0	0	0
Δ_2	0	0	0	0	0	0	0	0	0	0
Δ_3	0	$-\frac{1}{8}$	$-\frac{1}{12}$	0	0	0	0	0	0	0
Δ_4	0	0	0	0	0	0	0	0	0	0
Δ_5	0	$\frac{2}{16}$	0	0	0	0	0	$\frac{1}{8}$	0	0
Δ_6	0	$-\frac{1}{8}$	0	0	0	0	$\frac{1}{4}$	$-\frac{1}{4}$	0	0
Δ_7	0	$-\frac{1}{8}$	0	0	0	$\frac{1}{4}$	$-\frac{1}{4}$	0	0	0
Δ_8	0	0	0	0	$\frac{1}{8}$	0	$-\frac{1}{4}$	$\frac{1}{8}$	0	0
Δ_9	0	0	0	$\frac{1}{8}$	0	0	0	0	0	$\frac{1}{288}$
Δ_{10}	0	$\frac{1}{8}$	0	0	0	0	0	0	0	0
Δ_{11}	$\frac{1}{4}$	$-\frac{1}{8}$	0	$-\frac{1}{8}$	0	0	0	0	0	$-\frac{1}{96}$
Δ_{12}	0	0	0	0	0	0	0	0	0	0
Δ_{13}	0	0	0	0	0	0	0	0	0	0
Δ_{14}	0	0	0	0	0	0	0	0	0	0
Δ_{15}	0	0	0	0	0	0	0	0	0	0
Δ_{16}	$\frac{1}{4}$	0	$\frac{1}{4}$	$\frac{1}{4}$	0	$-\frac{1}{2}$	0	0	$\frac{1}{4}$	0
Δ_{17}	$-\frac{1}{4}$	0	$-\frac{1}{4}$	$-\frac{1}{4}$	$-\frac{1}{2}$	$\frac{1}{2}$	0	0	0	0
Δ_{18}	$-\frac{1}{4}$	0	$-\frac{1}{4}$	$-\frac{1}{4}$	$\frac{3}{4}$	0	0	0	$-\frac{3}{4}$	0
Δ_{19}	0	0	0	$-\frac{1}{4}$	0	0	0	0	0	$-\frac{1}{24}$
Δ_{20}	$-\frac{1}{2}$	0	0	$\frac{1}{4}$	0	0	0	0	0	$\frac{1}{8}$
	K_2	L_1	L_2	M_1	M_2	M_3	M_4	M_5	N_1	N_2
Δ_1	0	0	0	0	0	0	0	0	0	0
Δ_2	0	0	0	0	0	$-\frac{1}{96}$	0	0	0	0
Δ_3	0	0	0	0	0	0	0	0	0	0
Δ_4	0	0	0	$-\frac{1}{96}$	$-\frac{1}{96}$	0	0	0	0	0
Δ_5	0	0	0	0	0	0	0	0	0	0
Δ_6	0	0	0	0	0	0	0	0	$\frac{1}{96}$	$\frac{1}{96}$
Δ_7	0	0	0	0	0	0	0	0	$-\frac{1}{48}$	$-\frac{1}{48}$
Δ_8	0	0	0	0	0	0	0	0	0	0
Δ_9	$\frac{1}{288}$	0	0	0	0	$\frac{1}{96}$	0	0	0	0
Δ_{10}	0	0	0	$\frac{1}{96}$	$\frac{1}{96}$	0	0	0	0	0
Δ_{11}	$-\frac{1}{96}$	0	0	0	0	0	0	0	$-\frac{1}{96}$	$-\frac{1}{96}$
Δ_{12}	0	0	0	0	0	$-\frac{1}{8}$	0	0	0	0
Δ_{13}	0	0	0	$-\frac{1}{8}$	$-\frac{1}{8}$	0	0	0	$-\frac{1}{8}$	$-\frac{1}{8}$
Δ_{14}	0	$-\frac{1}{8}$	$-\frac{1}{8}$	0	0	0	0	0	$\frac{1}{4}$	$\frac{1}{4}$
Δ_{15}	0	$\frac{1}{8}$	$\frac{1}{8}$	$\frac{1}{8}$	$\frac{1}{8}$	$\frac{1}{8}$	$\frac{1}{8}$	$\frac{1}{4}$	$-\frac{1}{8}$	$-\frac{1}{8}$
Δ_{16}	0	0	0	0	0	$-\frac{1}{8}$	$\frac{1}{96}$	$\frac{1}{48}$	0	0
Δ_{17}	0	0	0	$\frac{1}{8}$	$\frac{1}{8}$	0	0	0	0	0
Δ_{18}	0	$\frac{1}{8}$	$\frac{1}{8}$	0	0	0	0	0	0	0
Δ_{19}	$-\frac{1}{24}$	0	0	0	0	$-\frac{1}{8}$	0	0	0	0
Δ_{20}	$\frac{1}{8}$	0	0	$-\frac{1}{8}$	$-\frac{1}{8}$	0	0	0	$\frac{1}{8}$	$\frac{1}{8}$

REFERENCES

- [1] P. Belorousski, R. Pandharipande, A descendent relation in genus 2, Ann. Scuola Norm. Sup. Pisa Cl. Sci. (4) **29** (2000), no. 1, 171–191.
- [2] E. Getzler, Topological recursion relations in genus 2, Integrable Systems and Algebraic Geometry (Kobe/Kyoto, 1997), World Scientific, River Edge, NJ, 1998, pp. 73–106.
- [3] A. Losev, S. Shadrin, From Zwiebach invariants to Getzler relation, arXiv: math.QA/0506039.
- [4] S. Shadrin, A definition of descendants at one point in graph calculus, arXiv: math.QA/0507106.
- [5] I. Shneiberg, in preparation.

DEPARTMENT OF MATHEMATICS, STOCKHOLM UNIVERSITY, STOCKHOLM, SE-10691, SWEDEN AND MOSCOW CENTER FOR CONTINUOUS MATHEMATICAL EDUCATION, BOLJSHOI VLASJEVSKII PEREULOK 11, MOSCOW, 119002, RUSSIA.

E-mail address: `shadrin@math.su.se` and `shadrin@mccme.ru`

DEPARTMENT OF ALGEBRA, FACULTY OF MECHANICS AND MATHEMATICS, MOSCOW STATE UNIVERSITY, LENINSKIE GORY, GSP, MOSCOW, 119899, RUSSIA.

E-mail address: `shneiberg@mtu-net.ru`